

AperTO - Archivio Istituzionale Open Access dell'Università di Torino

**A new strain of *Metschnikowia fructicola* for postharvest control of *Penicillium expansum* and patulin accumulation on four cultivars of apple**

**This is the author's manuscript**

*Original Citation:*

*Availability:*

This version is available <http://hdl.handle.net/2318/121244> since 2016-10-18T12:52:48Z

*Terms of use:*

Open Access

Anyone can freely access the full text of works made available as "Open Access". Works made available under a Creative Commons license can be used according to the terms and conditions of said license. Use of all other works requires consent of the right holder (author or publisher) if not exempted from copyright protection by the applicable law.

(Article begins on next page)



## UNIVERSITÀ DEGLI STUDI DI TORINO

1  
2  
3  
4  
5  
6  
7  
8  
9  
10  
11  
12  
13  
14  
15  
16  
17  
18  
19  
20  
21

This Accepted Author Manuscript (AAM) is copyrighted and published by Elsevier. It is posted here by agreement between Elsevier and the University of Turin. Changes resulting from the publishing process - such as editing, corrections, structural formatting, and other quality control mechanisms - may not be reflected in this version of the text. The definitive version of the text was subsequently published in [Spadaro D., Lorè A., Garibaldi A., Gullino M.L. (2013) - A new strain of *Metschnikowia fructicola* for postharvest control of *Penicillium expansum* and patulin accumulation on four cultivars of apple. *Postharvest Biology and Technology*, 75, 1-8. DOI: 10.1016/j.postharvbio.2012.08.001].

You may download, copy and otherwise use the AAM for non-commercial purposes provided that your license is limited by the following restrictions:

(1) You may use this AAM for non-commercial purposes only under the terms of the CC-BY-NC-ND license.

(2) The integrity of the work and identification of the author, copyright owner, and publisher must be preserved in any copy.

(3) You must attribute this AAM in the following format: Creative Commons BY-NC-ND license (<http://creativecommons.org/licenses/by-nc-nd/4.0/deed.en>), [10.1016/j.postharvbio.2012.08.001]

22 **A new strain of *Metschnikowia fructicola* for postharvest control of *Penicillium expansum* and**  
23 **patulin accumulation on four cultivars of apple**

24

25 Davide Spadaro <sup>a,\*</sup>, Alessia Lorè<sup>a</sup>, Angelo Garibaldi<sup>a</sup>, Maria Lodovica Gullino<sup>a</sup>

26

27 <sup>a</sup> Centre of Competence for the Innovation in the Agro-environmental Sector (AGROINNOVA),

28 University of Turin, Via Leonardo da Vinci 44, I-10095 Grugliasco, Turin, Italy.

29

30 **\* Corresponding author**

31 Davide Spadaro, AGROINNOVA - Centre of Competence for the Innovation in the Agro-

32 environmental Sector, University of Turin, Via L. da Vinci 44, I-10095 Grugliasco (TO), Italy.

33 Tel.: +39-011-6708942

34 Fax: +39-011-6709307

35 E-mail: [davide.spadaro@unito.it](mailto:davide.spadaro@unito.it)

36

37 **ABSTRACT**

38 The efficacy of three antagonistic yeasts – *Metschnikowia pulcherrima* strain MACH1, *M.*  
39 *pulcherrima* strain GS9, and *Metschnikowia fructicola* strain AL27 – against *Penicillium expansum*  
40 and patulin accumulation was evaluated on apples stored at room ( $22\pm 1^\circ\text{C}$  for 7 days) and cold  
41 temperatures ( $1\pm 1^\circ\text{C}$  for 56 days). To increase the potential range of application of the biocontrol  
42 agents (BCAs), their efficacy was evaluated on four cultivars of apple, i.e. Golden Delicious,  
43 Granny Smith, Red Chief and Royal Gala. AL27 was more effective than MACH1 and GS9 in the  
44 control of blue mold rot and in the reduction of patulin accumulation. The efficacy of AL27 was in  
45 most cases similar to the chemical control used, making the antagonist as competitive as chemical  
46 fungicides. Also *in vitro* experiments showed that AL27 reduced the conidial germination and germ  
47 tube length of *P. expansum* more than the other strains. The three BCAs were more effective in the  
48 control of blue mold rot on apples cv Golden Delicious than on the other tested cultivars.

49

50 **Keywords:**

51 Apple, Biological control, *Metschnikowia fructicola*, Mycotoxin, *Penicillium expansum*, Yeast

52

## 53 **1. Introduction**

54 Postharvest losses on fruit and vegetables are mainly due to attacks of pathogens during harvest,  
55 storage, transport and marketing (Snowdon, 1990). Some species of *Penicillium* are important plant  
56 pathogens causing decays on various fruit and vegetables, through their antioxidant proteins and  
57 hydrolytic enzymes (Bertolini et al., 1996; Qin et al., 2007). Particularly, *Penicillium expansum* can  
58 cause blue molds and blue rots on several plant species (Stange et al., 2002).

59 Besides its pathogenic activity, *P. expansum* is able to produce patulin, a highly reactive  
60 unsaturated lactone, that may cause acute and chronic toxicity, including carcinogenic, mutagenic,  
61 and teratogenic effects (Beretta et al., 2000; Hasan, 2000; McCallum et al., 2002). The mycotoxin  
62 causes impairment of kidney functions, oxidative damage, and weakness to the immune system. It  
63 also has a negative impact on reproduction in males via interaction with hormone production (Fuchs  
64 et al., 2008; Selmanoglu and Kockaya, 2004). Patulin can be found in several typologies of fruit-  
65 derived food, including apple, pear, peach and apricot juices and nectars (Spadaro et al., 2007;  
66 2008a). The Joint FAO/WHO Expert Committee on Food Additives (JEFCA) established a  
67 provisional maximum tolerable daily intake (PMTDI) of  $0.4 \mu\text{g kg}^{-1}$  body weight (bw)  $\text{day}^{-1}$ , based  
68 on a no observable effect level of  $43 \mu\text{g kg}^{-1} \text{bw day}^{-1}$  and a safety factor of 100 (World Health  
69 Organization, 1995). Based on this PMTDI, patulin is regulated in the European Union at levels of  
70  $50 \text{ mg kg}^{-1}$  in fruit juices and fruit nectars,  $25 \text{ mg kg}^{-1}$  in solid apple products, and  $10 \text{ mg kg}^{-1}$  in  
71 apple-based products for infants and young children (European Commission, 2006).

72 The use of chemical fungicides is an important strategy for controlling *P. expansum* in harvested  
73 commodities (Eckert and Ogawa, 1990; Janisiewicz and Korsten, 2002; Zhou et al., 2002).  
74 However, during the last decades, some fungicides lost their efficacy due to the development of  
75 resistant strains. Several studies demonstrated resistance of *P. expansum* to the most common  
76 fungicides used in postharvest (Errampalli et al., 2006; Sholberg et al., 2005). Moreover, concern  
77 for public safety has resulted in the cancellation of some of the most effective fungicides in Europe  
78 (European Parliament, 2009) and the United States (United States Congress, 1996) (Dayan et al.,

79 2009). Therefore, research focused on the development of alternative control that should be both  
80 effective and economically feasible. The use of microbial antagonists to control postharvest  
81 diseases of fruit and vegetables is one of the most promising alternatives to fungicides (Droby et al.,  
82 2009; Qin et al., 2004). Some components of the microbial community present on the surface of  
83 fruit and vegetables, such as bacteria and yeasts, showed to have significant antagonistic activity  
84 against *P. expansum* (Janisiewicz and Korsten, 2002; Usall et al., 2001).

85 Different yeasts are also able to reduce the patulin level *in vitro* (Coelho et al., 2008; Reddy et al.,  
86 2011). Fermentative yeasts reduce patulin contamination during production of cider from apple  
87 juice (Harwig et al., 1973). Moss and Long (2002) showed that *Saccharomyces cerevisiae*  
88 metabolizes patulin to the less toxic E-ascladiol, whereas there are few studies on the effect of  
89 biological control yeasts on patulin accumulation in stored pome fruit (Castoria et al., 2005; Lima et  
90 al., 2011; Morales et al., 2008a).

91 Several studies revealed that fruit cultivars may differ in their susceptibility to blue mold rots and to  
92 patulin accumulation (Konstantinou et al., 2011; Neri et al., 2010). Therefore, the apple cultivar  
93 should be considered an essential factor influencing the biocontrol of *P.expansum* and its patulin  
94 accumulation on fruit. Morales et al. (2008b) found that the pH value of the apple varieties was a  
95 determinant factor in the patulin accumulation only under cold storage: apples cv Golden Delicious,  
96 characterized by a lower pH, were more prone to patulin accumulation at 1°C. At room  
97 temperatures, varieties of apple with higher amounts of organic acids, such as apples cv Golden  
98 Delicious and cv Fuji, accumulated more patulin. Another study showed that patulin accumulation  
99 was significantly higher in apples cv Golden Delicious and cv Red Delicious than in cv Granny  
100 Smith and cv Fuji, due to the lower acidity of the fruit (Konstantinou et al., 2011).

101 The specific *P. expansum* strain may be another important factor in its pathogenicity and in its  
102 ability to synthesize patulin in the fruit (Neri et al., 2010). Sommer et al. (1974) found that different  
103 *P. expansum* strains produced differing patulin levels, and the levels were not related to the  
104 virulence of the *P. expansum* strains (Neri et al., 2010; Reddy et al 2010). Beretta et al. (2000)

105 similarly found that the patulin content in apples was not always related to the diameter of the rotten  
106 areas, since very high levels were sometimes detected in fruit with small rots.  
107 The aims of the present study were to evaluate the efficacy of three antagonistic yeasts  
108 *Metschnikowia pulcherrima* strain MACH1 (Saravanakumar et al., 2008), *M. pulcherrima* strain  
109 GS9 (Spadaro et al., 2008b), and *Metschnikowia fructicola* strain AL27, in the control of *P.*  
110 *expansum* and patulin accumulation in apples stored at room and cold temperatures. To increase the  
111 potential range of application of the biocontrol agents (BCAs), their efficacy was evaluated on four  
112 cultivars of apple, i.e. Golden Delicious, Granny Smith, Red Chief and Royal Gala.

113

## 114 **2. Materials and methods**

115

### 116 **2.1 Microorganisms**

117 *M. pulcherrima* strain MACH1 (Saravanakumar et al., 2008), *M. pulcherrima* strain GS9 (Spadaro  
118 et al., 2008b) and *M. fructicola* strain AL27 were isolated from the carposphere of apples cv Golden  
119 Delicious harvested in unsprayed orchards located in Northern Italy. The microorganism culture  
120 was stored at  $-20^{\circ}\text{C}$  in cell suspension with 65% (v/v) glycerol and 35% (v/v) of a solution of 100  
121 mM  $\text{MgSO}_4$  and 25 mM Tris (pH 8.0). The strain AL27 was deposited within the Industrial Yeasts  
122 Collection (DBVPG) on March 29, 2011 with deposit designation 30P and its use were patented  
123 with the Italian patent application TO2011A000534, deposited on June 20, 2011. The strains were  
124 grown in YEMS (30 g  $\text{L}^{-1}$  yeast extract, 5 g  $\text{L}^{-1}$  D-mannitol, 5 g  $\text{L}^{-1}$  L-sorbose; Spadaro et al.,  
125 2010).

126 Inocula of the antagonists for all experiments were prepared by subculturing in 250 ml Erlenmeyer  
127 flasks containing 75 ml of YEMS and incubated on a rotary shaker (100 rpm) at  $22^{\circ}\text{C}$  for 48 h.  
128 Yeast cells were collected by centrifugation at 1,500 rpm for 10 min, washed and resuspended in  
129 sterilized Ringer solution (pH  $6.9 \pm 0.1$ ; Merck, Darmstadt, Germany) and brought to a standard  
130 concentration of  $10^8$  cells  $\text{ml}^{-1}$  by direct counting with a haemocytometer.

131 Four isolates of *P. expansum* (PEX06, PEX12, PEX25 and PEX27), each obtained from rotted  
132 apples harvested in Piedmont, Northern Italy, and selected for their virulence (Reddy et al., 2010),  
133 were used as a mixture during the experiments to ensure a high level of disease. Each strain belongs  
134 to AGROINNOVA collection and it was stored in tubes with potato dextrose agar (PDA; Merck)  
135 and 50 mg l<sup>-1</sup> of streptomycin (Merck) at 4°C. Conidial suspensions used for fruit inoculation were  
136 prepared by growing the pathogens on Petri dishes on PDA containing 50 mg l<sup>-1</sup> of streptomycin.  
137 After a week incubation at 22°C, conidia from the four strains were collected and resuspended in  
138 sterile Ringer's solution. After filtering through eight layers of sterile cheese-cloth, conidia were  
139 counted and brought to a final concentration of 10<sup>5</sup> ml<sup>-1</sup>. The resultant suspensions were shaken  
140 using a vortex mixer for 30 s before inoculation.

141

## 142 **2.2 Molecular and morphological identification**

143 The yeast antagonist *Metschnikowia fruticola* strain AL27 was identified by sequencing the  
144 internal transcribed spacer 1 (ITS1), 5.8S ribosomal RNA gene, and internal transcribed spacer 2  
145 (ITS2) according to White et al. (1990) and the D1/D2 domain at the 5' end of the LSU rRNA gene  
146 according to Kurtzman and Robnett (1998). The DNA, coming from antagonist cell suspensions  
147 grown in YPD for 48 h, was extracted using NucleoMag 96 Plant Kit (Macherey Nagel, Oensingen,  
148 Switzerland) and Kingfisher magnetic particle processor (Thermo LabSystems, Basingstoke, United  
149 Kingdom) following the manufacturers' protocols. The ITS regions were amplified using genomic  
150 DNA as a template and universal primers ITS1 (5'-TCCGTAGGTGAACCTGCGG-3') and ITS4  
151 (5'-TCCTCCGCTTATTGATATGC-3'). The D1/D2 domains were amplified using the primers  
152 NL-1 (5'-GCATATCAATAAGCGGAGGAAAAG-3') and NL-4 (5'-  
153 GGTCCGTGTTTCAAGACGG-3') on the genomic DNA. PCRs were performed using a TGradient  
154 thermal cycler (Biometra, Göttingen, Germany). Each 20 µL PCR contained 1 µL of DNA template  
155 (50 ng), 200 mM of each deoxynucleotide triphosphate, 2 µL of 10 X buffer (Taq DNA  
156 Polymerase, Qiagen, Chatsworth, CA, USA), 0.7 mM each primer, and 1.0 U Taq DNA Polymerase



157 (Qiagen). PCR program for ITS regions was: 95°C, 3 min; 34 cycles: 94°C, 15 s; 55°C, 45 s; 72°C,  
158 55 s; 72°C, 7 min; 4°C. PCR program for D1/D2 domain was: 95°C, 10 min; 30 cycles: 94°C, 30 s;  
159 55°C 30 s; 72°C, 45 s; 72°C, 7 min; 4°C. A 10 µL aliquot of PCR products from each reaction was  
160 electrophoresed in 2.0 % agarose gel in TBE buffer, and then stained with SYBR SAFE (Invitrogen,  
161 Eugene, OR, USA). Gel images were acquired with a Gel Doc 1000 System (Bio-Rad Laboratories,  
162 Hercules, CA, USA). PCR amplification products were cloned into the PCR4 TOPO vector  
163 (Invitrogen) using the TOPO TA cloning kit following the manufacturer protocol and sequenced by  
164 BMR Genomics (Padova, Italy) using an ABI PRISM 3730XL DNA Sequencer (AME Bioscience,  
165 Sharnbrook, United Kingdom). The sequences were analyzed by using the software BLASTn (Basic  
166 Local Alignment Search Tool; Altschul et al., 1990) for similarity. The microscope observation of  
167 the cell and colony morphology was complementary to the molecular analysis. *M. pulcherrima*  
168 strain MACH1 and *M. pulcherrima* strain GS9 were previously identified (Saravanakumar et al.,  
169 2008; Spadaro et al., 2008b).

170

### 171 **2.3 Antagonism *in vitro***

172 The effect of the isolates of *Metschnikowia* spp. on conidial germination and on germ tube length of  
173 *P. expansum* was assessed in 5 ml of potato dextrose broth (PDB, Merck). A conidial suspension  
174 (100 µl;  $5 \times 10^6$  conidia per ml) of *P. expansum* strain PEX06 was added to a 10 ml test tube. Living  
175 cells of each antagonistic yeast (100 µl of a suspension containing  $5 \times 10^7$ ,  $5 \times 10^8$ , or  $5 \times 10^9$  cells per  
176 ml), were added to the test tube. As control, 100 µl of the conidial suspension ( $5 \times 10^6$  conidia per  
177 ml) of the pathogen in Ringer's solution were added to 5 ml of PDB. After 12 h incubation of the  
178 45° sloping tubes at  $22 \pm 1^\circ\text{C}$  on a rotary shaker (100 rpm), 100 conidia per replicate were observed  
179 microscopically and their germination was evaluated. The treatments were replicated three times.  
180 The experiment was carried out twice.

181

182

## 183 2.4 Efficacy on four cultivars of apples

184 Apples (*Malus x domestica*), ‘Golden Delicious’, ‘Granny Smith’, ‘Red Chief’ and ‘Royal Gala’,  
185 harvested in an Italian orchard grown according to integrated pest management practices, were  
186 disinfected in sodium hypochlorite (NaClO, 1.0% as chlorine) and rinsed under tap water, dried at  
187 room temperature and punctured with a sterile needle at the equatorial region (3mm depth; 3–4mm  
188 wide; 3 wounds per fruit). Fruit were exposed to treatments with 10 µl of the cell suspension ( $10^8$   
189  $\text{ml}^{-1}$ ) of *M. pulcherrima* strain MACH1, strain GS9 or *M. fructicola* strain AL27 per wound.  
190 Chemical treatment consisted in the application into each inoculated wound (10 µl) of a suspension  
191 (1.25 ml  $\text{l}^{-1}$  water) of imazalil and pyrimethanil (Philabuster 400SC<sup>®</sup>, Decco Italia srl, Belpasso,  
192 Italy; imazalil 17.2% a.i.; pyrimethanil 17.2% a.i.). An inoculated control was also performed: after  
193 3 h at room temperature, 10 µl of the conidial suspension mixture of *P. expansum* ( $10^5 \text{ ml}^{-1}$ ) were  
194 pipetted into the apple wounds. Apples were randomly packed in commercial plastic trays and  
195 stored either at  $22\pm 1^\circ\text{C}$  for 7 days or at  $1\pm 1^\circ\text{C}$  for 56 days.

196 Some quality parameters were assessed on healthy fruit of every cultivars. Firmness was measured  
197 on each fruit at two opposite sites along the equatorial region with a FT327 – Fruit Pressure Tester  
198 with an 11mm probe (EFFEGI, Alfonsine, Italy). The probe descended towards the sample at 1.0  
199 mm/s and the maximum force (N) was defined as firmness. Total soluble solids (TSS) were  
200 determined by measuring the refractive index of pressed juice (Larrigaudière et al., 2002) with a  
201 digital refractometer (DBR95, Singapore) and the results were expressed as percentages (g/100 g  
202 fruit weight). Acidity was measured by titration with 0.1N NaOH to pH 8.0: 5mL of pressed juice  
203 diluted with 5mL of distilled water were evaluated. Titratable acidity was calculated as percent  
204 malic acid (Wright and Kader, 1997).

205 Each treatment was replicated three times. Twenty fruit per replication were used (60 inoculation  
206 sites). The severity of the diseases was determined by measuring the mean lesion diameter on the  
207 rotted apples and the percentage of rot (fresh weight of rot/ fresh weight of fruit). The experiments  
208 were carried out twice.

209

## 210 **2.5. Patulin analysis**

211 Patulin was extracted from rot caused by *P. expansum* on apples treated and stored at 22°C and at  
212 1°C. The extraction procedure used was modified by AOAC Official Method 2000.02 Patulin in  
213 Clear and Cloudy Apple Juices and Apple Puree. Twenty grams of sample were placed in a  
214 centrifuge tube to which 20 drops of pectinase enzyme solution (Sigma Chemical Co., St Louis,  
215 MO, USA; 5U/g of juice) and 10 ml of water were added. The mixture was left at 40°C for 2 hours  
216 and then centrifuged at 4500 rpm for 5 min. Ten ml of clear juice were placed into 100 ml  
217 separating funnel; patulin was extracted with 30 ml of ethyl acetate shaking for 1 min. The organic  
218 layer was separated from the water layer. The procedure was repeated three times. The organic  
219 phase was dehydrated with 25 g of sodium sulphate anhydrous and then evaporated to dryness  
220 (Rotavapor Laborota 4000, Heidolph®, Schwabach, Germany). The residual was resumed with 2  
221 ml of acidic water (pH 4.0) and transferred into a HPLC vial. The HPLC apparatus was an Agilent  
222 1100 series equipped with G1379 degasser, G1313A autosampler, G1316A column thermostat set  
223 at 30°C, G1315B UV diode array detector set at 276nm, G1311 quaternary pump and Agilent  
224 Chemstation G2170AA Windows XP operating system (Agilent®, Waldbronn, Germany). A  
225 stainless steel analytical column (250x4.6mm i.d., 4 µm, Synergy Hydro-RP C18; Phenomenex®,  
226 Torrance, CA, USA) preceded by a guard column (4x3mm i.d.) with the same stationary phase was  
227 used. The mobile phase, eluting at a flow rate of 0.800 ml/ min, consisted of an isocratic mixture of  
228 water–acetonitrile–perchloric acid (95:4:1) for 20 min, followed by a washing step with an isocratic  
229 mixture of water–acetonitrile (35:65). One hundred microliters of sample were injected onto the  
230 HPLC column and the retention time of patulin was about 15 min. The amount of patulin in the  
231 final solution was determined by using a calibration graph of concentration versus peak area and  
232 expressed as ng/ml, achieved by injection onto the HPLC column of 100 µl of standard solutions of  
233 patulin (Sigma Chemical Co., St Louis, MO, USA). The standard solutions had concentrations of  
234 500 ng ml<sup>-1</sup>, 400 ng ml<sup>-1</sup>, 250 ng ml<sup>-1</sup>, 100 ng ml<sup>-1</sup> and 50 ng ml<sup>-1</sup> of patulin. The recovery was

235 determined on a blank apple puree spiked at three concentrations of patulin (10, 50 and 100 ng g<sup>-1</sup>).  
236 Each test was performed three times and the mean recovery values were respectively 90.9%, 91.9%  
237 and 100.9%. The repeatability ranged from 1.0% to 6.2% for duplicate analyses. The limit of  
238 detection (LOD) and the limit of quantification (LOQ), based on the IUPAC definition (Thompson  
239 et al., 2002), were respectively 1.04 and 1.57 ng g<sup>-1</sup>. The high value of the regression coefficient (R<sup>2</sup>  
240 ≥0.99) obtained indicated a good linearity of the analytical response.

241

## 242 **2.6 Statistical analysis**

243 For the efficacy experiments, data from at least two experimental trials were pooled. For the  
244 mycotoxin experiments, the analyses were carried out in triplicate and the values represented the  
245 mean values. The statistical analysis was performed by one-way analysis of variance (ANOVA),  
246 using SPSS-WIN software (17.0), and Duncan's multiple range test was employed; p < 0.05 was  
247 considered significant.

248

## 249 **3. Results**

250

### 251 **3.1 Molecular and morphological identification**

252 The strain AL27 was identified by sequencing the ribosomal regions ITS1-5.8S-ITS2 with universal  
253 primers ITS-1 and ITS-4 and sequencing the D1/D2 domain with the primers NL-1 and NL-4. The  
254 sequences of the amplified regions were deposited in GenBank. The BLAST analysis of the ITS  
255 sequence (accession number HQ682194.2; amplicon size: 251 bp) showed that the amplicon of  
256 AL27 showed 99% (249/251) identity with the sequences of *Metschnikowia fructicola*. The analysis  
257 of the D1/D2 domain (accession number HQ682195; amplicon size: 448 bp) confirmed that the  
258 PCR product of AL27 had 99% (447/448) identity with the sequences of *Metschnikowia fructicola*,  
259 while the identity with strains of *M. pulcherrima* was lower (98%; 437/444). The observation of the  
260 morphological (colony morphology) and microscopic (cell shape and size) characteristics of AL27

261 confirmed the rDNA sequencing results. Colonies are milky white, cells are ovoid and they measure  
262  $1.66 \times 3.30 - 2.54 \times 7.21 \mu\text{m}$ .

263

### 264 **3.2 Antagonism *in vitro***

265 The effect of *M. fructicola* strain AL27, *M. pulcherrima* strain GS9 and *M. pulcherrima* strain  
266 MACH1 was evaluated on conidial germination and germ tube length of *P. expansum* (Table 1). In  
267 the control, 98.0% of the conidia germinated and the average germ tube length was 96.1  $\mu\text{m}$ . The  
268 three microorganisms were able to significantly reduce the germination rate and the germ tube  
269 length of *P. expansum* at each concentration tested. Each microorganism showed a higher inhibition  
270 capability when co-cultivated at the highest concentration ( $10^8 \text{ cells ml}^{-1}$ ), than when applied at  $10^7$   
271 or  $10^6 \text{ cells ml}^{-1}$ . AL27 was more effective than the other two microorganisms in reducing the  
272 conidial germination at each of the three concentrations tested. In particular, when co-cultivated  
273 with AL27 at  $10^8$  and  $10^7 \text{ cells ml}^{-1}$ , the germination rates were only 5.0% and 8.7% respectively.  
274 The highest germinations, respectively 78.0% and 69.3%, were observed when co-cultivating with  
275 GS9 at  $10^6$  and  $10^7 \text{ cells ml}^{-1}$ . The smallest germ tube length (2.3  $\mu\text{m}$ ) was observed in presence of  
276  $10^8 \text{ cells ml}^{-1}$  of AL27, followed by  $10^8 \text{ cells ml}^{-1}$  of MACH1 (11.2  $\mu\text{m}$ ). The germ tubes were  
277 longer when reducing the concentration of the yeast cells. Longer germ tubes were observed in  
278 presence of  $10^6 \text{ cells ml}^{-1}$  of AL27 (32.5  $\mu\text{m}$ ) and GS9 (31.0  $\mu\text{m}$ ).

279

### 280 **3.3 Efficacy on four cultivars of apples**

281 The efficacy of the antagonist yeasts was evaluated on apples 'Golden Delicious', 'Granny Smith',  
282 'Red Chief', and 'Royal Gala', stored at room ( $22 \pm 1^\circ\text{C}$  for 7 days) and low temperature ( $1 \pm 1^\circ\text{C}$  for  
283 56 days). Blue mold rot was evaluated as rot diameter (Fig. 1) and as percentage of rot weight (Fig.  
284 2). The mixture of imazalil and pyrimethanil was chosen as a chemical control because it is  
285 registered in several European countries for use against postharvest rots on apple.

286 In the trials carried out at  $22\pm 1^{\circ}\text{C}$  for 7 days, the three biocontrol agents (BCAs) were able to  
287 significantly reduce the blue mold rot diameter and weight compared to the control. AL27 was the  
288 most effective antagonist and provided an efficacy in reducing the rot diameter statistically similar  
289 to imazalil + pyrimethanil on ‘Golden Delicious’, ‘Royal Gala’ and ‘Red Chief’ (Fig. 1). On the cv  
290 Granny Smith, AL27 was as effective as the chemical in reducing the rot weight (Fig. 2).

291 When apples were stored at  $1\pm 1^{\circ}\text{C}$  for 56 days, the three BCAs significantly reduced the blue mold  
292 lesion diameter, but AL27 was the most effective in reducing the rot diameter on all the apple  
293 cultivars (Fig. 1). Its efficacy was statistically similar to the chemical control and higher than the  
294 other two antagonists, GS9 and MACH1. By considering the reduction of the rot weight (Fig. 2), all  
295 the BCAs were effective against *P. expansum*. Again, AL27 reduced more than the other two BCAs  
296 the rot weight and its effect was similar to the application of imazalil + pyrimethanyl. The rot  
297 weight was only 0.8% on the cv Granny Smith, 1.0% on the cv Golden Delicious, 2.3% on the cv  
298 Red Chief and 3.9% on the cv Royal Gala.

299 Among the cultivars tested, AL27, MACH1 and GS9 showed a higher control of the rot lesion  
300 diameter on the apples cv Golden Delicious. The average values of some quality parameters have  
301 been measured on the apples before storage (Table 2). The values of firmness did not differ among  
302 the cultivars. On the other hand, total soluble solids and titratable acidity were significantly  
303 different among the cultivars. In particular, apples cv Golden Delicious showed a higher content in  
304 total soluble solids (14.5%), while the highest titratable acidity was observed on apples cv Granny  
305 Smith. The higher total soluble solids on the cv Golden Delicious could be related to a higher  
306 efficacy of the BCAs.

307

### 308 **3.4 Patulin reduction**

309 The patulin produced was significantly lower in the trials performed at low temperature compared  
310 to the experiments carried out at  $22\pm 1^{\circ}\text{C}$  for 7 days, except for the cv Red Chief, where patulin  
311 content was significantly higher on the apples stored at  $1\pm 1^{\circ}\text{C}$  for 56 days (Fig. 3). In general, the

312 three antagonists were able to significantly reduce the patulin content compared to the control.  
313 AL27 was the most effective BCA on all the apple cultivars, stored either at  $1\pm 1^{\circ}\text{C}$  for 56 days or at  
314  $22\pm 1^{\circ}\text{C}$  for 7 days. The patulin level observed in the apples treated with AL27 was similar to the  
315 level of the chemical control on 'Golden Delicious', 'Granny Smith' and 'Royal Gala'. In  
316 particular, when the fruit were kept at  $1\pm 1^{\circ}\text{C}$  for 56 days, the patulin level was lower on apples  
317 treated with AL27 ( $0.0\text{ ng g}^{-1}$  on cv Golden Delicious,  $1.2\text{ ng g}^{-1}$  on cv Granny Smith,  $24.0\text{ ng g}^{-1}$  on  
318 cv Royal Gala), than on apples treated with imazalil + pyrimethanil ( $0.7\text{ ng g}^{-1}$  on cv Golden  
319 Delicious,  $4.2\text{ ng g}^{-1}$  on cv Granny Smith,  $29.5\text{ ng g}^{-1}$  on cv Royal Gala). Only on cv Red Chief, the  
320 patulin level on the fruit treated with AL27 ( $78.0\text{ ng g}^{-1}$  at  $22^{\circ}\text{C}$  and  $67.1\text{ ng g}^{-1}$  at  $1^{\circ}\text{C}$ ) was higher  
321 than the level on the chemical control ( $56.4\text{ ng g}^{-1}$  at  $22^{\circ}\text{C}$  and  $16.6\text{ ng g}^{-1}$  at  $1^{\circ}\text{C}$ ). The highest  
322 concentrations of patulin were observed in the fruit treated with GS9, that was also the least  
323 effective antagonist.

324

#### 325 **4. Discussion**

326 Biocontrol agents can be applied as an alternative to fungicides to prevent and control postharvest  
327 diseases, and in particular *P. expansum*, of apples. Yeasts are suitable biocontrol agents against  
328 postharvest diseases, because they rapidly colonize and survive on fruit surfaces for long periods of  
329 time under different conditions, use available nutrients to proliferate rapidly, limit nutrient  
330 availability to the pathogen and generally are unaffected by fungicides used commercially (Droby et  
331 al., 2009). Previously, several isolates belonging to the yeast genus *Metschnikowia* were isolated  
332 from different sources and selected for their efficacy against postharvest diseases (Zhang et al.,  
333 2010). *M. pulcherrima*, in recent years, showed high efficacy as a BCA against postharvest decays  
334 of apples, grapes, grapefruit and tomatoes (Janisiewicz et al. 2001; Schena et al. 2000; Spadaro et  
335 al. 2002). Also *M. fructicola* effectively reduced the development of postharvest rots of grapes and  
336 strawberries (Karabulut et al., 2003, 2004; Kurtzman and Droby, 2001).

337 One strain of *M. pulcherrima*, named MACH1, was isolated from the surface of apple cv Golden  
338 Delicious, harvested in organic orchards located in Piedmont, and selected for its efficacy against  
339 *B. cinerea*, *A. alternata* and *P. expansum*. The strain showed a good efficacy against grey mold and  
340 alternaria rot, but its biocontrol capability was lower against blue mold rot (Saravanakumar et al.,  
341 2008). Its mechanism of action was mainly based on competition for nutrients and release of  
342 hydrolases, particularly chitinases (Saravanakumar et al., 2009). The same strain was evaluated for  
343 its capability to biodegrade patulin when grown *in vitro*: after 48 h growth of the yeast, patulin was  
344 not detected in the growth medium nor in the yeast cell wall, indicating that the mycotoxin was not  
345 absorbed but completely biodegraded (Reddy et al., 2011). Another strain of *M. pulcherrima*,  
346 named GS9, was previously isolated from an apple cv Golden Delicious and evaluated for its  
347 biocontrol against *B. cinerea* and *P. expansum* (Spadaro et al., 2008b) and its capacity to  
348 completely biodegrade patulin *in vitro* within 72 h (Reddy et al., 2011), showing lower efficacy  
349 compared to MACH1.

350 In the current research a new yeast strain, named AL27, isolated from the surface of apples cv  
351 Golden Delicious, was selected for its efficacy against *P. expansum* on four apple cultivars.  
352 Moreover, the capacity to reduce the patulin accumulation on apple was considered as an important  
353 feature for the antagonist selection. The yeast strain was identified as *M. fructicola* through its  
354 morphological characteristics and through sequencing of the ITS region and the D1/D2 domain. To  
355 our knowledge, this is the first report describing the efficacy of *M. pulcherrima* and *M. fructicola* in  
356 reducing the accumulation of patulin on apples.

357 The *in vitro* experiments showed that AL27 reduced the conidial germination and germ tube length  
358 of *P. expansum* more than the other strains. The yeast cell concentration was an important factor in  
359 determining the inhibition, and a higher inhibition was obtained in presence of higher  
360 concentrations of antagonist cells, as previously demonstrated for other antagonistic  
361 microorganisms (Hofstein et al. 1994). The results obtained *in vitro* were confirmed by the results  
362 of the trials on fruit, performed at 22±1°C for 7 days and at storage temperature. AL27 was more



363 effective than MACH1 and GS9 in the control of blue mold rot, either when the lesion diameter or  
364 the rot weight were considered as parameters. These results are in agreement with previous studies,  
365 where different strains of the same yeast species showed different biocontrol capabilities, due to  
366 their genetic background (Spadaro et al., 2008b). The efficacy of AL27 was in most cases similar to  
367 the chemical control used, which is a mixture of two active ingredients commercially available in  
368 several European markets.

369 Generally, the efficacy of the three biocontrol agents was higher when the fruit were stored at 1°C  
370 than at 22°C. In particular, the efficacy of *M. pulcherrima* MACH1 was significantly higher on  
371 apples stored at 1±1°C for 56 days. Previous studies showed that low temperatures of storage  
372 resulted in a higher efficacy of the antagonists, either yeast or bacteria (Morales et al., 2008a):  
373 during shelf life, *P. expansum* may take advantage of the optimal conditions of growth and increase  
374 the growth rate, resulting in a higher aggressiveness (Morales et al., 2010).

375 The three BCAs were more effective in the control of blue mold rot on apples cv Golden Delicious  
376 than on the other cultivars. By considering the quality parameters of the fruit, apples cv Golden  
377 Delicious showed a higher content in total soluble solids. The higher total soluble solids on the cv  
378 Golden Delicious could be related to a higher efficacy of the BCAs, because one of the main  
379 mechanisms of action exploited by yeast strains is competition for nutrients, and in particular for  
380 carbon sources, such as sugars (Spadaro et al., 2010). A higher efficacy on apples cv Golden  
381 Delicious could be also related to the source of isolation of the three BCAs, which is the surface of  
382 apples cv Golden Delicious, so an environment where the antagonists were already able to grow.  
383 Several BCAs showed good efficacy against *P. expansum*, but rarely the effect on patulin  
384 accumulation was tested. There are recent studies about the effect of antagonists on patulin  
385 accumulation on fruit (Castoria et al., 2005; Lima et al., 2011; Morales et al., 2008a). The studies of  
386 Castoria et al. (2005) and Lima et al. (2011) were performed at room temperature, and not in cold  
387 storage conditions. In our study, MACH1 was effective against postharvest pathogens but  
388 inefficient in the reduction of patulin accumulation. In contrast, AL27 was effective both in the

389 biocontrol of the pathogen and in the reduction of patulin accumulation. Yeast can be effective in  
390 reducing the patulin accumulation on apples through their indirect effect on the reduction of *P.*  
391 *expansum* growth and their direct effect in the patulin biodegradation (Coelho et al., 2007; Reddy et  
392 al., 2011). The metabolization of patulin to E-ascladiol or Z-ascladiol by *Saccharomyces cerevisiae*  
393 (Moss and Lang, 2002), or to desoxypatulinic acid by *Rhodospiridium kratochvilovae* (Castoria et  
394 al., 2011) were previously reported.

395 This study considers the efficacy of a yeast biocontrol agent both against *P. expansum* and patulin  
396 accumulation on more than one cultivar of apple. Previous studies were just performed on one  
397 cultivar of apple, such as cv Golden Delicious (Lima et al., 2011; Morales et al., 2008a) or cv  
398 Annurca (Castoria et al. 2005).

399 The analysis of the patulin content showed that its accumulation on apples was not always  
400 correlated with the severity of the blue mold rots, since very high patulin levels could be associated  
401 to small rots. BCAs or fungicides, though being able to limit the pathogen growth, could also  
402 enhance the patulin accumulation in the fruit (Morales et al., 2007). Patulin, such as other  
403 mycotoxins, is produced in response to a stress, and the biocontrol application or the chemical  
404 application can be considered stress factors for the fungal pathogen (Bottalico and Logrieco, 1998;  
405 Calvo et al., 2002).

406 On apples stored at cold temperature, the concentration of the mycotoxin was, generally, lower than  
407 in apples stored at room temperature, confirming that the temperature may affect the activity of *P.*  
408 *expansum*, including the mycotoxin production (Santos et al., 2002).

409 The patulin level was more markedly reduced by the three antagonistic yeasts on apples cv Golden  
410 Delicious than on the other apple cultivars. On cv Granny Smith, the patulin accumulated was  
411 lower than in the other apple cultivars, probably due to their high acidity (Konstantinou et al.,  
412 2011). Finally, on apples cv Red Chief, a high patulin content on the control could be related to the  
413 average low level of titratable acidity of the fruit (Morales et al., 2010).

414 Future prospects involve the study of the mechanisms of actions used by the antagonistic yeast  
415 AL27 to control the development of *P. expansum* and to reduce the patulin accumulation on apple.  
416 Moreover, semi-commercial and commercial trials will be performed to evaluate the efficacy of *M.*  
417 *fructicola* AL27 on large scale applications. Further studies will involve the optimization of the  
418 fermentation and stabilization processes, essential steps to be undertaken to develop a biofungicide  
419 with commercial application.

420

#### 421 **Acknowledgements**

422 This research was funded by the project “SafeFoodControl – Development of innovative systems  
423 and technologies for the production, storage, processing and valorization of Piedmontese fruit and  
424 vegetables” granted by the Piedmont Region and by the project “Induction of resistance as a  
425 strategy to control fungal pathogens of apple in postharvest: biochemical, transcriptomic, proteomic  
426 and metabolomics studies” granted by the Italian Ministry of Education, University and Research.  
427 The authors thank Dr. Anna Poli for the molecular identification of the yeast species.

428

#### 429 **References**

430 Altschul, S.F., Gish, W., Miller, W., Myers, E.W., Lipman, D.J., 1990. Basic local alignment  
431 search tool. *J. Mol. Biol.* 5, 403-410.

432 Beretta, B., Gaiashi, A., Galli, C.L., Restani, P., 2000. Patulin in apple-based foods: occurrence  
433 and safety evaluation. *Food Addit. Contam.* 17, 399–406.

434 Bertolini, P., Tian, S.P., 1996. Low temperature biology and pathogenicity of *Penicillium*  
435 *hirsutum* on garlic in storage. *Postharvest Biol. Technol.* 7, 83–89.

436 Bottalico, A., Logrieco A. (1998) – Toxigenic *Alternaria* species of economic importance, in:  
437 Sinha, K.K., Bhatnagar, D. (Eds.), *Mycotoxins in Agriculture and Food Safety*. Marcel Dekker,  
438 New York, pp. 65-108.

439 Calvo, A.M., Wilson, R.A., Bok, J.W., Keller, N.P., 2002. Relationship between secondary  
440 metabolism and fungal development. *Microbiol. Mol. Biol. Rev.* 66, 447-459.

441 Castoria, R., Morena, V., Caputo, L., Panfili, G., De Curtis, F., De Cicco, V., 2005. Effect of the  
442 biocontrol yeast *Rhodotorula glutinis* strain LS11 on patulin accumulation in stored apples.  
443 *Phytopathology* 95, 1271–1278.

444 Castoria, R., Mannina, L., Duran-Patron, R., Maffei, F., Sobolev, A.P., De Felica, D.V., Pinedo-  
445 Rivilla, C., Ritieni, A., Ferracane, R., Wright, S.A.I., 2011. Conversion of the mycotoxin patulin to  
446 the less toxic desxypatulinic acid by the biocontrol yeast *Rhodosporidium kratochvilovae* strain  
447 LS11. *J. Agr. Food Chem.* 59, 11571-11578.

448 Coelho, A.R., Celli, M.G., Ono, E.Y.S., Wosiacki, G., Hoffmann, F.L., Pagnocca, F.C., Hirooka,  
449 E.Y., 2007. *Penicillium expansum* versus antagonist yeasts and patulin degradation *in vitro*. *Braz.*  
450 *Arch. Biol. Technol.* 50, 725-733.

451 Coelho A.R., Celli M.G., Sataque Ono E.Y., Hoffmann F.L., Pagnocca F.C., Garcia S., Sabino  
452 M., Harada K.I., Wosiacki G., Hirooka E.Y., 2008. Patulin biodegradation using *Pichia ohmeri* and  
453 *Saccharomyces cerevisiae*. *World Mycotox. J.* 1, 325-331.

454 Dayan, F.E., Cantrell, C.L., Duke, S.O., 2009. Natural products in crop protection. *Bioorg. Med.*  
455 *Chem.* 17, 4022-4034.

456 Dickens, F., Jones, H.E.H., 1961. Carcinogenic activity of a series of reactive lactones and  
457 related substances. *Brit. J. Cancer* 15, 85–100.

458 Droby, S., Wisniewski, M., Macarisin, D., Wilson, C., 2009. Twenty years of postharvest  
459 biocontrol research: Is it time for a new paradigm? *Postharvest Biol. Technol.* 52, 137-145.

460 Eckert J.W., Ogawa J.M., 1990. Recent developments in the chemical control of postharvest  
461 diseases. *Acta Hort.* 269, 477-494.

462 Errampalli, D., Brubacher, N.R., De Ell, J.R., 2006. Sensitivity of *Penicillium expansum* to  
463 diphenylamine and thiabendazole and postharvest control of blue mold with fludioxonil in  
464 ‘McIntosh’ apples. *Postharvest Biol. Technol.* 39, 101–107.

465 European Commission, 2006. Commission Regulation No. 1881/2006 of 19 December 2006  
466 setting maximum levels for certain contaminants in foodstuffs. Off. J. Eur. Union L365, 5–24.

467 European Parliament, 2009. Commission Regulation 1107/2009 of 21 October 2009 concerning  
468 the placing of plant protection products on the market. Off. J. Eur. Union L309, 1-50.

469 Fuchs, S., Sontag, G., Stidl, R., Ehrlich, V., Kundi, M., Knasmuller, S., 2008. Detoxification of  
470 patulin and ochratoxin A, two abundant mycotoxins, by lactic acid bacteria. Food Chem. Toxicol.  
471 46, 1398–1407.

472 Harwig, J., Scott, P. M., Kennedy, B. P. C., Chen, Y. K., 1973. Disappearance of patulin from  
473 apple juice fermented by *Saccharomyces* spp.. Can. Inst. Food Sci. Technol. J. 6, 45-46.

474 Hasan H.A.H., 2000. Patulin and aflatoxin in brown rot lesion of apple fruits and their  
475 regulation. World J. Microbiol. Biotechnol. 16, 607-612.

476 Hofstein, R., Friedlender, B., Chalutz, E., Droby, S. 1994. Large scale production and pilot  
477 testing of biocontrol agents of postharvest diseases, in: Wilson, C.L., Wisniewski, M. (Eds.),  
478 Biological control of postharvest diseases – theory and practice. CRC Press Inc., Boca Raton, pp.  
479 89–100.

480 Janisiewicz W.J., Tworkoski T.J., Kurtzman C. P., 2001. Biocontrol potential of *Metschnikowia*  
481 *pulcherrima* strains against blue mold of apple. Phytopathology 91, 1098- 1108.

482 Janisiewicz, W.J., Korsten, L., 2002. Biological control of postharvest diseases of fruits. Annu.  
483 Rev. Phytopathol. 40, 411-441.

484 Karabulut, O., Smilanick, J., Gabler, F., Mansour, M., Droby, S., 2003. Near-harvest  
485 applications of *Metschnikowia fructicola*, ethanol, and sodium bicarbonate to control postharvest  
486 diseases of grape in central California. Plant Dis. 87, 1384–1389.

487 Karabulut, O.A., Tezcan, H., Daus, A., Cohen, L., Wiess, B., Droby, S., 2004. Control of  
488 preharvest and postharvest fruit rot in strawberry by *Metschnikowia fructicola*. Biocontrol Sci.  
489 Technol. 14, 513–521.

490 Konstantinou, S., Karaoglanidis, G.S., Bardas, G.A., 2011. Postharvest fruit rots of apple in  
491 Greece: pathogen incidence and relationships between fruit quality parameters, cultivar  
492 susceptibility, and patulin production. *Plant Dis.* 95, 666-672.

493 Kurtzman, C.P., Droby, S., 2001. *Metschnikowia fructicola*, a new ascosporic yeast with  
494 potential for biocontrol of postharvest fruit rots. *System. Appl. Microbiol.* 24, 395–399.

495 Kurtzman, C.P., Robnett, C.J., 1998. Identification and phylogeny of ascomycetous yeasts from  
496 analysis of nuclear large subunit (26S) ribosomal DNA partial sequences. *Anton. Leeuw.* 73, 331–  
497 371.

498 Larrigaudière, C., Pons, J., Torres, R., Usall, J., 2002. Storage performance of clementines  
499 treated with hot water, sodium carbonated and sodium bicarbonate dips. *J. Hortic. Sci. Biotechnol.*  
500 77, 314-319.

501 Lima, G., Castoria, R., De Curtis, F., Raiola, A., Ritieni, A., De Cicco, V., 2011. Integrated  
502 control of blue mould using new fungicides and biocontrol yeasts lowers levels of fungicide  
503 residues and patulin contamination in apples. *Postharvest Biol. Technol.* 60, 164-172.

504 McCallum J.L., Tsao R., Zhou T., 2002. Factors affecting patulin production by *Penicillium*  
505 *expansum*. *J. Food Protect.* 65, 1937-1942.

506 Morales, H. Sanchis, V., Rovira, A., Ramos, A.J., Marín, S., 2007. Patulin accumulation in  
507 apples during post-harvest: effect of controlled atmosphere and fungicide treatments. *Food Cont.*  
508 11, 1443-1448.

509 Morales, H., Sanchis, V., Usall, J., Ramos, A.J., Marín, S., 2008a. Effect of biocontrol agents  
510 *Candida sake* and *Pantoea agglomerans* on *Penicillium expansum* growth and patulin accumulation  
511 in apples. *Int. J. Food Microbiol.* 122, 61-67.

512 Morales, H., Barros, G., Marín, S., Chulze, S., Ramos, A.J., Sanchis, V., 2008b. Effects of apple  
513 and pear varieties and pH on patulin accumulation by *Penicillium expansum*. *J. Sci. Food Agric.* 88,  
514 2738-2743.

515 Morales, H., Marín, S., Ramos, A.J., Sanchis, V., 2010. Influence of post-harvest technologies  
516 applied during cold storage of apples in *Penicillium expansum* growth and patulin accumulation: A  
517 review. Food Cont. 21, 953-962.

518 Moss, M.O., Long, M.T., 2002. Fate of patulin in the presence of the yeast *Saccharomyces*  
519 *cerevisiae*. Food Addit. Contam. 19, 387-399.

520 Neri, F., Donati, I., Veronesi, F., Mazzoni, D., Mari, M., 2010. Evaluation of *Penicillium*  
521 *expansum* isolates for aggressiveness, growth and patulin accumulation in usual and less common  
522 fruit hosts. Int. J. Food Microbiol. 143, 109-117.

523 Qin, G., Tian, S., Xu, Y., 2004. Biocontrol of postharvest diseases on sweet cherries by four  
524 antagonistic yeasts in different storage conditions. Postharvest Biol. Technol. 31, 51-58.

525 Qin, G. Z., Tian, S. P., Chan, Z. L., Li, B. Q., 2007. Crucial role of antioxidant proteins and  
526 hydrolytic enzymes in pathogenicity of *Penicillium expansum*: Analysis based on proteomic  
527 approach. Mol. Cell. Proteomics 6, 425–438.

528 Reddy, K.R.N., Spadaro, D., Lorè, A., Gullino, M.L., Garibaldi, A., 2010. Potential of patulin  
529 production by *Penicillium expansum* strains on various fruits. Mycotox. Res. 26, 257-265.

530 Reddy, K.R.N., Spadaro, D., Gullino, M.L., Garibaldi, A., 2011. Potential of two *Metschnikowia*  
531 *pulcherrima* (yeast) strains for *in vitro* biodegradation of patulin. J. Food Protect. 74, 154-156.

532 Santos, I. M., Abrunhosa, L., Venancio, A., Lima, N., 2002. The effect of culture preservation  
533 techniques on patulin and citrinin production by *Penicillium expansum* Link. Lett. Appl. Microbiol.  
534 35, 272–275.

535 Saravanakumar, D., Ciavarella, A., Spadaro, D., Garibaldi, A., Gullino, M.L., 2008.  
536 *Metschnikowia pulcherrima* strain MACH1 outcompetes *Botrytis cinerea*, *Alternaria alternata* and  
537 *Penicillium expansum* in apples through iron depletion. Postharvest. Biol. Technol. 49, 121–128.

538 Saravanakumar, D., Spadaro, D., Garibaldi, A., Gullino, M.L., 2009. Detection of enzymatic  
539 activity and partial sequence of a chitinase gene in *Metschnikowia pulcherrima* strain MACH1 used  
540 as post-harvest biocontrol agent. Eur. J. Plant Pathol. 123, 183-193.

541 Schena, L., Ippolito, A., Zahavi, T., Cohen, L., Droby, S., 2000. Molecular approaches to assist  
542 the screening and monitoring of postharvest biological yeasts. *Eur. J. Plant Pathol.* 106, 681-691.

543 Selmanoglu, G., Kockaya, E. A., 2004. Investigation of the effects of patulin on thyroid and  
544 testis, and hormone levels in growing male rats. *Food Chem. Toxicol.* 42, 721–727.

545 Sholberg, P.L., Harlton, C., Haag, P., Lévesque, C.A., O'Gorman, D., Seifert, K., 2005.  
546 Benzimidazole and diphenylamine sensitivity and identity of *Penicillium* spp. that cause postharvest  
547 blue mold of apples using  $\beta$ -tubulin gene sequences. *Postharvest Biol. Technol.* 36, 41–49.

548 Sommer, N.F., Buchanan, J.R., Fortlage, R.J., 1974. Production of patulin by *Penicillium*  
549 *expansum*. *Appl. Microbiol.* 28, 589–93.

550 Snowdon, A.L., 1990. A color atlas of post-harvest diseases and disorders of fruits and  
551 vegetables. General introduction and fruits, Vol. 1. CRC Press, Boca Raton.

552 Spadaro D., Vola R., Piano S., Gullino M.L., 2002. Mechanisms of action, efficacy and  
553 possibility of integration with chemicals of four isolates of the yeast *Metschnikowia pulcherrima*  
554 active against postharvest pathogens on apples. *Postharvest Biol. Technol.* 24, 123-134.

555 Spadaro, D., Ciavarella, A., Frati, S., Garibaldi, A., Gullino, M.L., 2007. Incidence and level of  
556 patulin contamination in pure and mixed apple juices marketed in Italy. *Food Cont.* 18, 1098-1102.

557 Spadaro, D., Garibaldi, A., Gullino, M.L., 2008a. Occurrence of patulin and its dietary intake  
558 through pear, peach and apricot juices in Italy. *Food Addit. Contam. B* 1, 134-139.

559 Spadaro, D., Sabetta, W., Acquadro, A., Portis, E., Garibaldi, A., Gullino, M.L., 2008b. Use of  
560 AFLP for differentiation of *Metschnikowia pulcherrima* strains for postharvest disease biological  
561 control. *Microbiol. Res.* 163, 523-530.

562 Spadaro, D., Ciavarella, A., Zhang, D., Garibaldi, A., Gullino, M.L., 2010. Effect of culture  
563 media and pH on the biomass production and biocontrol efficacy of a *Metschnikowia pulcherrima*  
564 strain to be used as a biofungicide for postharvest disease control. *Can. J. Microbiol.* 56, 128-137.



565 Stange, R., Midland, S., Sims, J., McCollum, T., 2002. Differential effects of citrus peel extracts  
566 on growth of *Penicillium digitatum*, *P. italicum*, and *P. expansum*. *Physiol. Mol. Plant Pathol.* 61,  
567 303–311.

568 Thompson, M., Ellison, S.L.R., Wood, R., 2002. Harmonized guidelines for single-laboratory  
569 validation of methods of analysis (IUPAC Technical Report). *Pure Appl. Chem.* 74, 835–855.

570 United States Congress, 1996. Food Quality Protection Act (H.R. 1627). Public Law 104-170.  
571 U.S. Government Printing Office.

572 Usall, J., Teixidó, N., Torres, R., Ochoa De Eribe, X., Viñas, I., 2001. Pilot tests of *Candida sake*  
573 (CPA-1) applications to control postharvest blue mold on apple fruit. *Postharvest Biol. Technol.* 21,  
574 147-156.

575 White, T.J., Bruns, T., Lee, S., Taylor, J., 1990. Amplification and direct sequencing of fungi  
576 ribosomal RNA genes for phylogenetics. In: *PCR Protocols. A Guide to Methods and Applications.*  
577 Innis, M.A., Gelfand, D.H., Sninsky, J.J., White, T.J. (Eds.) Academic Press, San Diego, pp. 315-  
578 322.

579 World Health Organization, 1995. Evaluation of certain food additives and contaminants. In 44th  
580 Report of the Joint FAO/WHO Expert Committee on Food Additives. Technical Report Series 859.  
581 World Health Organization, Geneva, pp. 36–38.

582 Wright, K.P., Kader, A.A., 1997. Effect of controlled-atmosphere storage on the quality and  
583 carotenoid content of sliced persimmons and peaches. *Postharvest Biol. Technol.* 10, 89-97.

584 Zhang, D., Spadaro, D., Garibaldi, A., Gullino, M.L., 2010. Screening and efficacy evaluation of  
585 three antagonists against postharvest brown rot of peaches. *Postharvest Biol. Technol.* 55, 174-181.

586 Zhou, T., Northover, J., Schneider, K.E., Lu, X.W., 2002. Interactions between *Pseudomonas*  
587 *syringae* MA-4 and cyprodinil in the control of blue mold and gray mold of apples. *Can. J. Plant*  
588 *Pathol.* 24, 154-161.

589

590 **Table 1**

591 Conidial germination (%) and germ tube length ( $\mu\text{m}$ ) of *Penicillium expansum* co-cultivated with a  
 592 cell suspension of antagonistic yeast in PDB at  $22\pm 1^\circ\text{C}$  for 12 h.

593

<i>Penicillium expansum</i>		
Treatment	Conidial germination (%) <sup>a</sup>	Germ tube length ( $\mu\text{m}$ ) <sup>a</sup>
AL27 $1\times 10^6$ cfu ml <sup>-1</sup>	16.7 b	32.5 f
AL27 $1\times 10^7$ cfu ml <sup>-1</sup>	8.7 a	23.7 e
AL27 $1\times 10^8$ cfu ml <sup>-1</sup>	5.0 a	2.3 a
GS9 $1\times 10^6$ cfu ml <sup>-1</sup>	78.0 g	31.0 f
GS9 $1\times 10^7$ cfu ml <sup>-1</sup>	69.3 f	25.0 e
GS9 $1\times 10^8$ cfu ml <sup>-1</sup>	56.7 e	18.7 cd
MACH1 $1\times 10^6$ cfu ml <sup>-1</sup>	58.7 e	20.9 d
MACH1 $1\times 10^7$ cfu ml <sup>-1</sup>	40.7 d	16.9 c
MACH1 $1\times 10^8$ cfu ml <sup>-1</sup>	29.3 c	11.2 b
Control	98.0 h	96.1 g

594

595 <sup>a</sup> Values in the same column followed by the same letter are not statistically different by Duncan's

596 Multiple Range Test ( $p<0.05$ ).

597

598 **Table 2**

599 Average values of quality parameters on apples ‘Golden Delicious’, ‘Granny Smith’, ‘Red Chief’,  
 600 and ‘Royal Gala’ used during the trials of storage at 22±1°C for 7 days or at 1±1°C for 56 days.

601

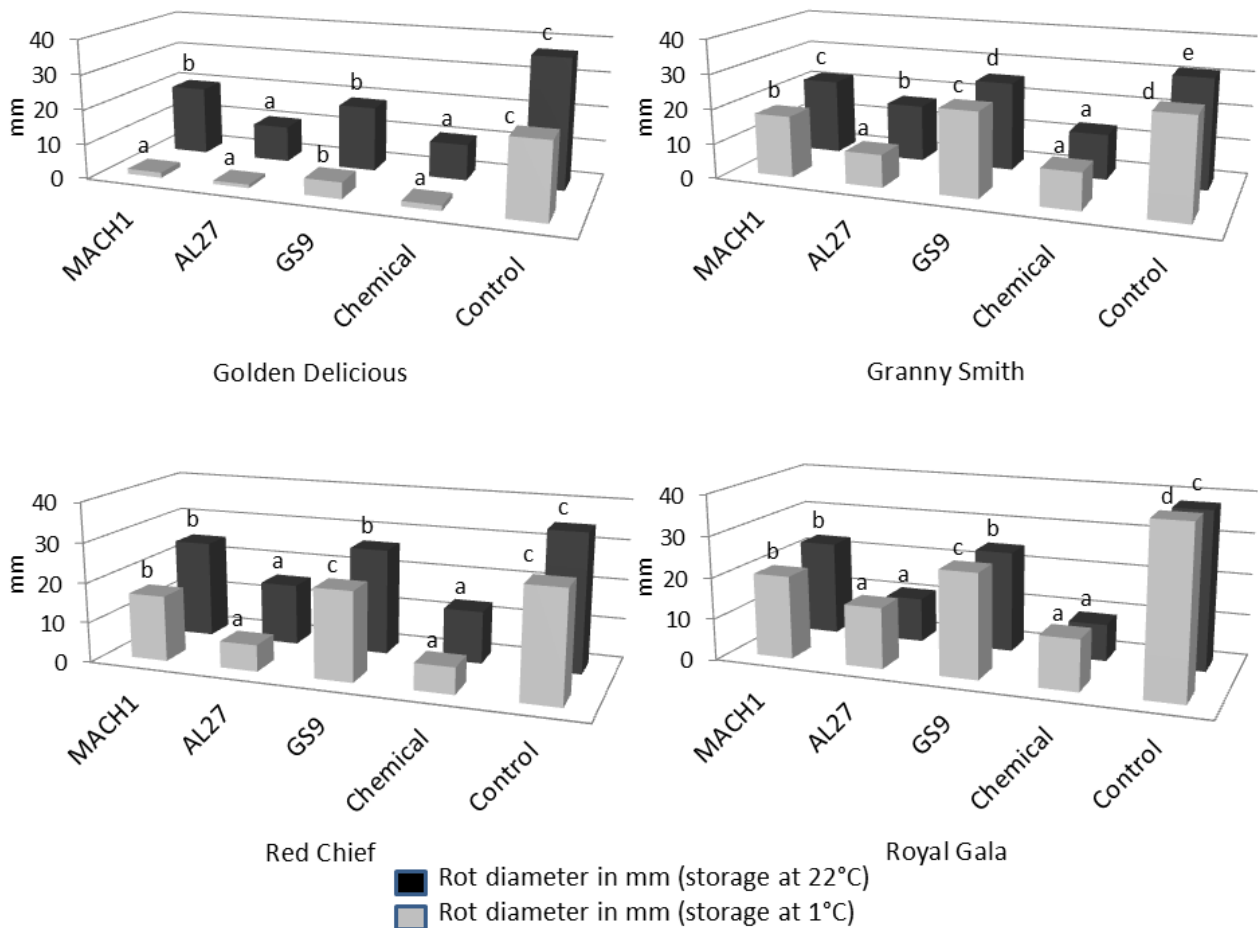
<b>Apple cultivar</b>	Total soluble solids (%)*	Firmness (N)*	Titrateable acidity (g malic acid/100 mL*)
‘Golden Delicious’	14.5±0.8 a	70.6±8.4 a	0.509±0.027 b
‘Granny Smith’	10.8±0.6 c	74.5±9.1 a	0.811±0.034 a
‘Red Chief’	11.3±0.5 c	68.6±7.5 a	0.235±0.013 d
‘Royal Gala’	12.2±0.7 b	75.5±8.3 a	0.348±0.026 c

602

603 \*The results are the means of two independent experiments. “±” stands for standard error of the  
 604 means. Values followed by the same letter are not statistically different by Duncan’s Multiple  
 605 Range Test ( $p<0.05$ ).

606

607 **Figure 1.** Blue mold rot diameter (mm) caused by *Penicillium expansum* on apples ‘Golden  
 608 Delicious’, ‘Granny Smith’, ‘Red Chief’, and ‘Royal Gala’, treated with *Metschnikowia*  
 609 *pulcherrima* strain MACH1, *M. pulcherrima* strain GS9 and *M. fruticola* strain AL27 and stored at  
 610 22±1°C for 7 days (dark grey) or at 1±1°C for 56 days (light grey).\*

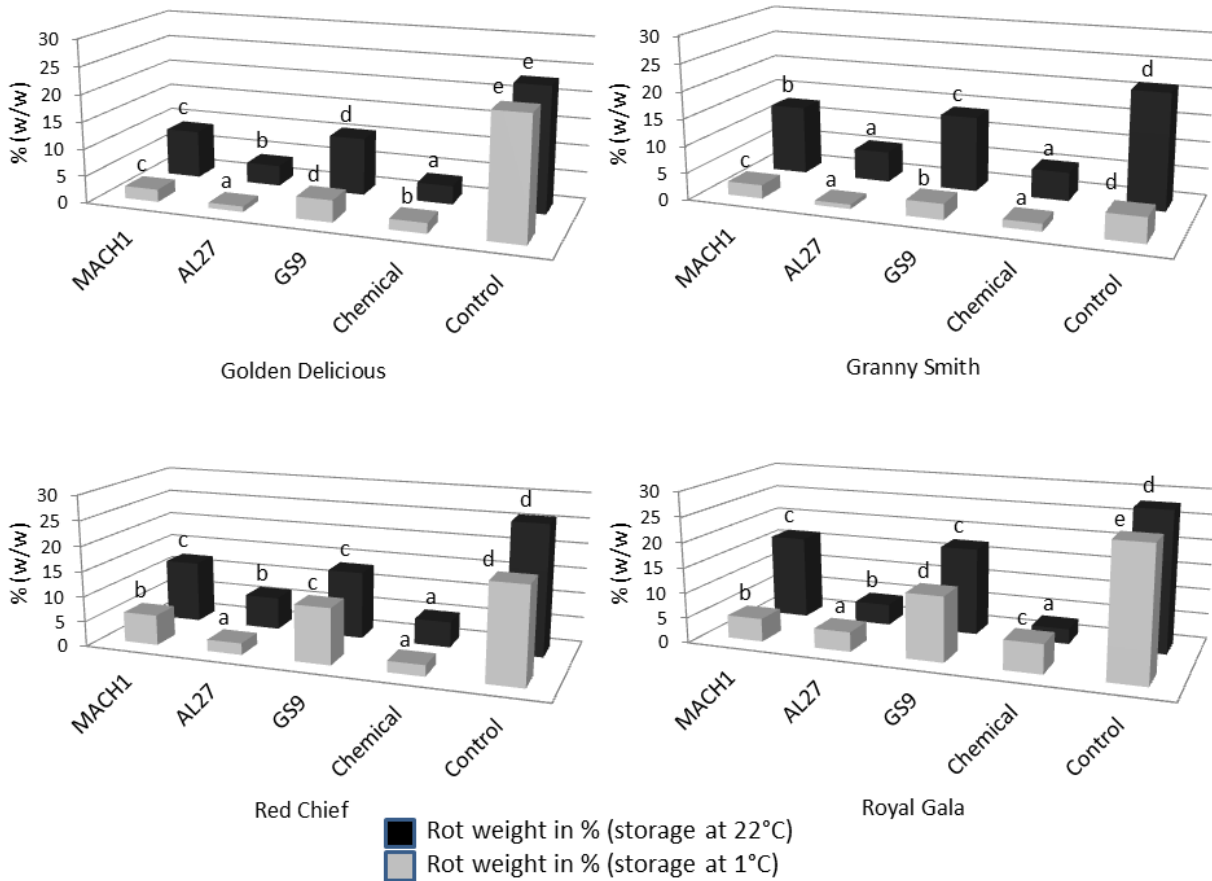


612  
 613  
 614 \*Values of the same cultivar and the same storage trial, followed by the same letter, are not  
 615 statistically different by Duncan’s Multiple Range Test (P<0.05).

616 Chemical treatment consisted in the application into each inoculated wound (10 µl) of a suspension  
 617 (1.25 ml l<sup>-1</sup> water) of imazalil and pyrimethanil (Philabuster 400SC<sup>®</sup>, Decco Italia srl, Belpasso,  
 618 Italy; imazalil 17.2% a.i.; pyrimethanil 17.2% a.i.).

619  
 620

621 **Figure 2.** Blue mold rot percentage (fresh weight) caused by *Penicillium expansum* on apples  
 622 ‘Golden Delicious’, ‘Granny Smith’, ‘Red Chief’, and ‘Royal Gala’, treated with *Metschnikowia*  
 623 *pulcherrima* strain MACH1, *M. pulcherrima* strain GS9 and *M. fruticola* strain AL27 and stored at  
 624 22±1°C for 7 days (dark grey) or at 1±1°C for 56 days (light grey).\*



626

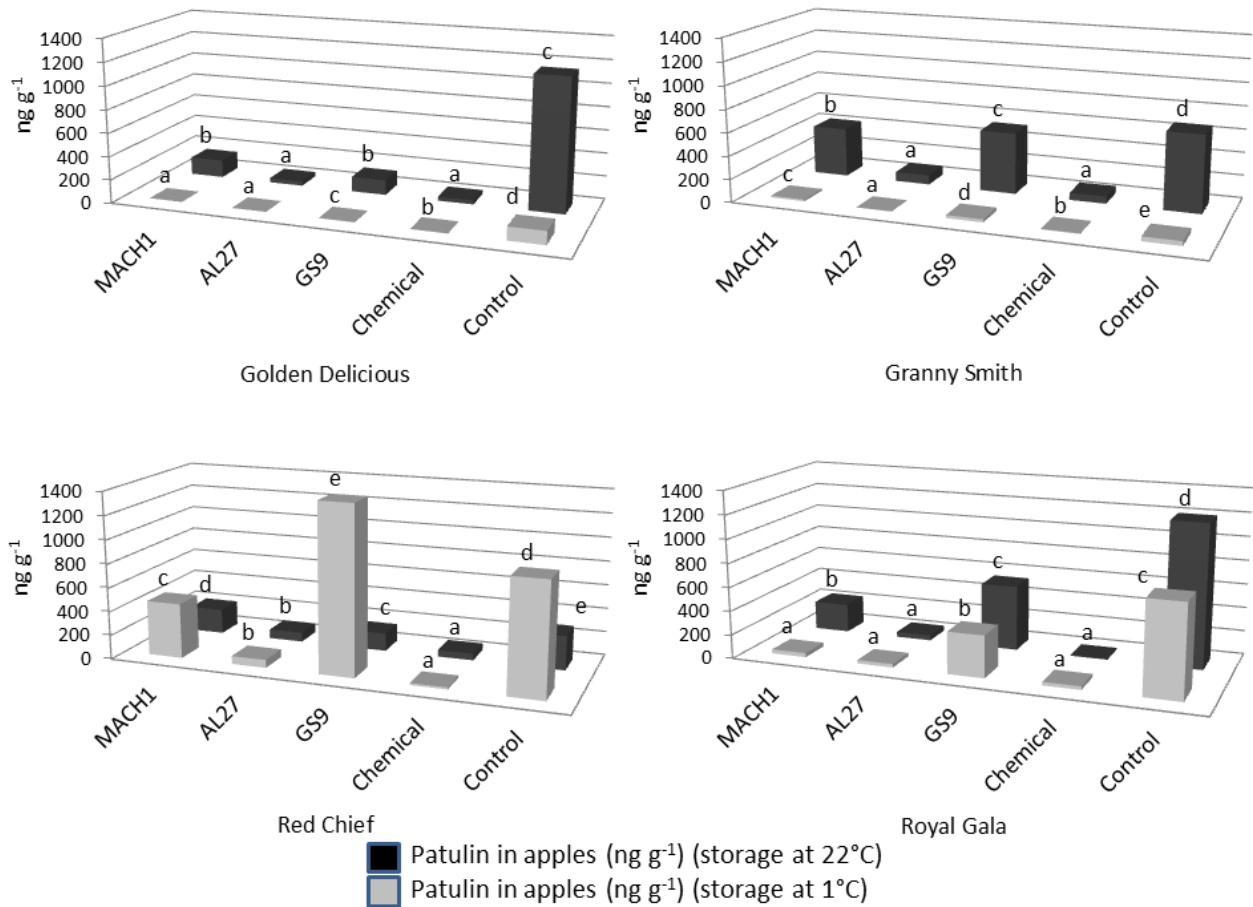
627

628 \*See Fig. 1.

629

630 **Figure 3.** Patulin concentration ( $\text{ng g}^{-1}$ ) produced by *Penicillium expansum* on apples ‘Golden  
 631 Delicious’, ‘Granny Smith’, ‘Red Chief’, and ‘Royal Gala’, treated with *Metschnikowia*  
 632 *pulcherrima* strain MACH1, *M. pulcherrima* strain GS9 and *M. fruticola* strain AL27 and stored at  
 633  $22\pm 1^\circ\text{C}$  for 7 days (dark grey) or at  $1\pm 1^\circ\text{C}$  for 56 days (light grey).\*

634



635

636

637 \*See Fig. 1.