

Constraining tidal dissipation in F-type main-sequence stars: the case of CoRoT-11

A. F. Lanza¹, C. Damiani¹, and D. Gandolfi²

¹ INAF-Osservatorio Astrofisico di Catania, via S. Sofia 78, 95123 Catania, Italy
e-mail: nuccio.lanza@oact.inaf.it

² Research and Scientific Support Department, European Space Agency, Keplerlaan 1, 2200AG, Noordwijk, The Netherlands

Received 15 November 2010 / Accepted 18 February 2011

ABSTRACT

Context. Tidal dissipation in late-type stars is presently poorly understood and the study of planetary systems hosting hot Jupiters can provide new observational constraints to test proposed theories.

Aims. We focus on systems with F-type main-sequence stars and find that the recently discovered system CoRoT-11 is presently the best suited for this kind of investigation.

Methods. A classic constant tidal lag model is applied to reproduce the evolution of the system from a plausible nearly synchronous state on the zero-age main sequence (ZAMS) to the present state, thus putting constraints on the average modified tidal quality factor $\langle Q'_s \rangle$ of its F6V star. Initial conditions with the stellar rotation period longer than the orbital period of the planet can be excluded on the basis of the presently observed state in which the star spins faster than the planet orbit.

Results. It is found that $4 \times 10^6 \lesssim \langle Q'_s \rangle \lesssim 2 \times 10^7$, if the system started its evolution on the ZAMS close to synchronization, with an uncertainty related to the constant tidal lag hypothesis and the estimated stellar magnetic braking within a factor of ≈ 5 –6. For a non-synchronous initial state of the system, $\langle Q'_s \rangle \lesssim 4 \times 10^6$ implies an age younger than ~ 1 Gyr, while $\langle Q'_s \rangle \gtrsim 2 \times 10^7$ may be tested by comparing the theoretically derived initial orbital and stellar rotation periods with those of a sample of observed systems. Moreover, we discuss how the present value of Q'_s can be measured by a timing of the mid-epoch and duration of the transits as well as of the planetary eclipses to be observed in the infrared with an accuracy of ~ 0.5 –1 s over a time baseline of ~ 25 yr.

Conclusions. CoRoT-11 is a highly interesting system that potentially allows us a direct measure of the tidal dissipation in an F-type star as well as the detection of the precession of the orbital plane of the planet that provides us with an accurate upper limit for the obliquity of the stellar equator. If the planetary orbit has a significant eccentricity ($e \gtrsim 0.05$), it will be possible to also detect the precession of the line of the apsides and derive information on the Love number of the planet and its tidal quality factor.

Key words. planetary systems – planet-star interactions – binaries: close – stars: late-type – stars: rotation

1. Introduction

1.1. Tidal dissipation theories

Tidal dissipation in close binary systems with late-type components is generally constrained by the ranges of orbital periods that correspond to circular orbits as observed in clusters of different ages. [Ogilvie & Lin \(2007\)](#) review recent observations and conclude that the equilibrium tide theory is insufficient to explain binary circularization by at least two orders of magnitude. Therefore, in addition to the dissipation of the kinetic energy of the flow associated with the tidal bulge, which is considered in the equilibrium tide theory (e.g., [Zahn 1977, 1989](#)), other effects must be included. The dynamical tide theory treats the dissipation of waves excited by the oscillating tidal potential in the stellar interior whose kinetic energy is ultimately extracted from the orbital motion. For simplicity, we shall assume that stars are rotating rigidly.

We consider a reference frame rotating with the stellar angular velocity $\Omega = 2\pi/P_{\text{rot}}$, where P_{rot} is the stellar rotation period. In that frame, the tidal potential experienced by the star can be written as a sum of rigidly rotating components proportional to the spherical harmonics $Y_{lm}(\theta, \phi)$, viz., $\text{Re}[\Psi_{lm} r^l Y_{lm}^l(\theta, \phi) \exp(-i\hat{\omega}_{lm}t)]$, where (r, θ, ϕ) are spherical polar coordinates with the origin in the centre of the star, $\hat{\omega}_{lm}$ is the

tidal frequency in that frame, Ψ_{lm} the amplitude of the component of degree l and azimuthal order m , and t the time. The tidal frequency is given by $\hat{\omega}_{lm} = ln - m\Omega$, where $n = 2\pi/P_{\text{orb}}$ is the mean motion of the binary, P_{orb} being its orbital period. Waves are expected to be excited with the different frequencies $\hat{\omega}_{lm}$ that correspond to the various components of the tidal potential and their amplitudes will depend on that of the exciting component and on the response of the stellar interior. For a nearly circular orbit, the $l = m = 2$ component is the dominant one and is responsible for the synchronization of the stellar rotation with the orbital motion (e.g., [Ogilvie & Lin 2004](#)).

The efficiency of tidal dissipation is usually parameterized by a dimensionless quality factor Q proportional to the ratio of the total kinetic energy of the tidal distortion to the energy dissipated in one tidal period $2\pi/\hat{\omega}$ (e.g., [Zahn 2008](#)). In the theory, Q always appears in the combination $Q' \equiv (3/2)(Q/k_2)$, where k_2 is the Love number of the star that measures its density stratification¹. Therefore, the lower the value of Q' , the stronger the tidal dissipation. In general, Q' depends on l , m , and the tidal frequency $\hat{\omega}$, thus a rigorous treatment of the tidal dissipation should consider the sum of the effects associated with the different tidal components each having its specific Q' . In practice, we

¹ Note that k_2 is twice the apsidal motion constant of the star, often indicated with the same symbol, as in, e.g., [Claret \(1995\)](#).

Table 1. Parameters of the transiting planetary systems having stars with $T_{\text{eff}} \geq 6250$ K.

Name	T_{eff} (K)	M (M_{\odot})	R (R_{\odot})	P_{rot} (days)	P_{orb} (days)	M_{p} (M_{J})	R_{p} (R_{J})	τ_{syn} (Gyr)	Refs.
CoRoT-11	6440 ± 120	1.27 ± 0.05	1.37 ± 0.03	1.73 ± 0.26	2.994	2.33 ± 0.34	1.43 ± 0.03	8.673	Ga10
HAT-P-06	6570 ± 80	1.29 ± 0.06	1.46 ± 0.06	8.49 ± 1.34	3.853	1.06 ± 0.12	1.33 ± 0.06	28.38	To08, No08
HAT-P-07	6350 ± 80	1.47 ± 0.07	1.84 ± 0.17	24.51 ± 5.59	2.205	1.78 ± 0.01	1.36 ± 0.14	0.166	Na09
HAT-P-09	6350 ± 150	1.28 ± 0.13	1.32 ± 0.07	5.61 ± 0.78	3.923	0.78 ± 0.09	1.40 ± 0.06	205.8	Am09, Sh09
HAT-P-14	6600 ± 90	1.30 ± 0.03	1.47 ± 0.05	8.85 ± 0.85	4.628	2.20 ± 0.04	1.20 ± 0.58	15.21	To10, Si10
HAT-P-24	6373 ± 80	1.19 ± 0.04	1.32 ± 0.07	6.67 ± 0.68	3.355	0.69 ± 0.03	1.24 ± 0.07	58.49	Ki10
HD147506	6290 ± 110	1.32 ± 0.08	1.42 ± 0.06	3.14 ± 0.30	5.633	8.62 ± 0.55	0.98 ± 0.04	4.379	Ba07, Lo08
HD15082	7430 ± 100	1.50 ± 0.03	1.44 ± 0.03	0.81 ± 0.11	1.220	4.10 ± 4.00	1.50 ± 0.05	0.347	Ca10
HD197286	6400 ± 100	1.28 ± 0.16	1.24 ± 0.05	3.68 ± 0.59	4.955	0.96 ± 0.20	0.93 ± 0.04	553.7	He09a
Kepler-05	6297 ± 60	1.37 ± 0.06	1.79 ± 0.06	18.91 ± 4.80	3.548	2.11 ± 0.06	1.43 ± 0.05	1.009	Ko10
Kepler-08	6213 ± 150	1.21 ± 0.07	1.49 ± 0.06	7.16 ± 0.78	3.523	0.60 ± 0.19	1.42 ± 0.06	61.17	Je10
OGLE-TR-L9	6933 ± 60	1.52 ± 0.08	1.53 ± 0.04	1.97 ± 0.07	2.486	4.50 ± 1.50	1.61 ± 0.04	0.927	Sn09
WASP-03	6400 ± 100	1.24 ± 0.09	1.31 ± 0.09	4.95 ± 0.91	1.847	1.76 ± 0.09	1.29 ± 0.09	1.002	Gi08, Po08
WASP-12	6250 ± 150	1.35 ± 0.14	1.57 ± 0.07	36.12 ± 49.03	1.091	1.41 ± 0.09	1.79 ± 0.09	0.012	He09
WASP-14	6475 ± 100	1.21 ± 0.12	1.31 ± 0.07	23.68 ± 6.35	2.244	7.34 ± 0.50	1.28 ± 0.08	0.017	Jos08, Jo09
WASP-15	6300 ± 100	1.18 ± 0.12	1.48 ± 0.07	18.69 ± 13.64	3.752	0.54 ± 0.05	1.43 ± 0.08	22.41	We09
WASP-17	6550 ± 100	1.20 ± 0.12	1.38 ± 0.20	7.76 ± 2.49	3.735	0.49 ± 0.06	1.74 ± 0.24	128.7	An09
WASP-18	6400 ± 100	1.25 ± 0.13	1.22 ± 0.07	5.60 ± 1.11	0.941	10.30 ± 0.69	1.11 ± 0.06	0.002	He09b
XO-3	6429 ± 100	1.21 ± 0.07	1.38 ± 0.08	3.81 ± 0.23	3.192	11.79 ± 0.59	1.22 ± 0.07	0.814	Joh08, Wi09
XO-4	6397 ± 70	1.32 ± 0.02	1.56 ± 0.05	8.97 ± 0.80	4.125	1.78 ± 0.08	1.34 ± 0.05	11.32	Mc08, Na10

Notes. $M_{\text{J}} = 1.90 \times 10^{27}$ kg and $R_{\text{J}} = 7.15 \times 10^7$ m indicate the mass and the radius of Jupiter.

References. Am09: Ammler-von Eiff et al. (2009); An09: Anderson et al. (2010); Ba07: Bakos et al. (2007); Ca10: Cameron et al. (2010); Ga08: Gandolfi et al. (2010); Gi08: Gibson et al. (2008); He09a: Hellier et al. (2009a); He09b: Hellier et al. (2009b); He09: Hebb et al. (2009); Je10: Jenkins et al. (2010); Jos08: Joshi et al. (2008); Joh08: Johns-Krull et al. (2008); Jo09: Johnson et al. (2009); Ki10: Kipping et al. (2010); Ko10: Koch et al. (2010); Lo08: Loeillet et al. (2008); Mc08: McCullough et al. (2008); Na09: Narita et al. (2009); Na10: Narita et al. (2010); No08: Noyes et al. (2008); Po08: Pollacco et al. (2008); Sh09: Shporer et al. (2009); Si10: Simpson et al. (2011); Sn09: Snellen et al. (2009); To08: Torres et al. (2008); To10: Torres et al. (2010); We09: West et al. (2009); Wi09: Winn et al. (2009)

adopt a single value of Q' that represents an average of the contributions of the different components. Moreover, we also average on the tidal frequency, which means averaging along the evolution of a given system, because the tidal frequency decreases with time and goes to zero when tidal dissipation has circularized and synchronized the binary.

The observations reviewed by Ogilvie & Lin (2007) indicate that an average Q' ranging between 5×10^5 and 2×10^6 is adequate to account for the circularization of late-type main-sequence binaries. These low values require an efficient tidal dissipation mechanism that Ogilvie & Lin (2007), moving along the lines of previous work, propose to be the damping of inertial waves in the stellar interior. These waves have the Coriolis force as their restoring force and are excited provided that the tidal frequency $\hat{\omega}$ satisfies the relationship

$$|\hat{\omega}| \leq 2\Omega. \quad (1)$$

The corresponding Q' has a remarkable dependence on the tidal and stellar rotation frequencies owing to the complex details of wave excitation and dissipation that are still poorly understood (cf. also Goodman & Lackner 2009). The main point, which can be regarded as firmly established, is that Q' decreases by 2–4 orders of magnitude when $|\hat{\omega}|/\Omega \leq 2$ with respect to the case when $|\hat{\omega}|/\Omega > 2$, because the excitation of inertial waves is forbidden in the latter case and only the damping of the equilibrium tide contributes to the dissipation.

In view of the present uncertainties in the dynamical tide theory, a precise determination of the tidal dissipation in binary systems with well known parameters is highly desirable. The case of F-type main-sequence stars is particularly challenging from a theoretical viewpoint because their internal structure consists of a thin outer convective zone and a radiative interior hosting a

small convective core at the centre of the star. Since the propagation and dissipation of inertial waves are remarkably different in the convective and radiative zones, the study of F-type stars provides a critical test for the theory. Because the mass of the outer convection zone decreases rapidly with increasing stellar mass between 1.2 and 1.5 M_{\odot} , the value of Q' is expected to increase by 3–4 orders of magnitude within this mass range (Barker & Ogilvie 2009).

1.2. Testing tidal theory with planetary systems

A new opportunity to test the tidal theory comes from the star-planet systems, in particular those containing hot Jupiters. Systems with transiting planets have the best determined stellar and planetary parameters and are particularly suited to study tidal dissipation (see, e.g., Carone & Pätzold 2007). F-type host stars having a mass $M \geq 1.2$ –1.5 M_{\odot} evolve quite rapidly during their main-sequence lifetime, thus significantly improving their age estimate from model isochrone fitting in comparison with lower mass stars. A good age estimate is important to constrain the average value of Q' by modelling the tidal evolution of a particular system (cf. Sect. 3.3). In Table 1 we list the presently known transiting systems with a star having an effective temperature $T_{\text{eff}} \geq 6250$ K, which corresponds to a spectral type earlier or equal to F8V.

The columns from left to right list the name of the system, the effective temperature T_{eff} , the mass M and the radius R of the star, its rotation period P_{rot} , as derived from the observed spectroscopic rotation broadening $v \sin i$ and the estimated stellar radius assuming an equator-on view of the star, the orbital period P_{orb} , the mass M_{p} and radius R_{p} of the planet, the timescale for the synchronization of the stellar rotation τ_{syn} , and

the references. To compute the synchronization time, we assume that the entire star is synchronized as is customary in tidal theory and is suggested by the tidal evolution of close binaries observed in stellar clusters of different ages. The synchronization timescale is then a measure of the strength of the tidal dissipation in the star and is computed according to the formula

$$\tau_{\text{syn}}^{-1} \equiv \frac{1}{\Omega} \left| \frac{d\Omega}{dt} \right| = \frac{9}{2} \frac{1}{\gamma^2 Q'_s} \left(\frac{M_p}{M} \right)^2 \left(\frac{R}{a} \right)^{9/2} \left| 1 - \left(\frac{n}{\Omega} \right) \right| \sqrt{\frac{GM}{R^3}}, \quad (2)$$

where $\gamma R \simeq 0.22 R$ is the gyration radius of the star (Siess et al. 2000), Q'_s its modified tidal quality factor, here assumed to be $Q'_s = 10^6$, a the semimajor axis of the orbit, and G the gravitation constant (see Mardling & Lin 2002). Equation (2) is valid for circular orbits and when the spin axis is aligned with the orbital angular momentum. In this regard, the values given here must be considered as estimates and for illustration purpose only, because high eccentricity and/or obliquity have been measured for some of these systems.

According to the dynamical tide theory by Ogilvie & Lin (2007), the stars experiencing the strongest tidal interaction are those with $n/\Omega = P_{\text{rot}}/P_{\text{orb}} \leq 2$ because they have $|\dot{\omega}|/\Omega \leq 2$ when the $l = m = 2$ component of the tidal potential is considered (Barker & Ogilvie 2009). For these stars, the orbital decay (or expansion) owing to the tidal interaction can be observed in principle. Among those systems, the best candidate is CoRoT-11 (Gandolfi et al. 2010) because it has a tidal synchronization timescale in between those derived for systems like HD 197286/WASP-7 or HAT-P-09, i.e., much longer than the main-sequence lifetime of the system, and those of, e.g., OGLE-TR-9 or WASP-3 that are shorter than the expected ages of the systems, which implies that the synchronous final state has possibly already been reached. Other systems, e.g., HD15082/WASP-33, have a star so massive that a Q'_s too large to be measurable is expected, or show a remarkable misalignment between the stellar spin and the orbital angular momentum that makes the derivation of the rotation period from the $v \sin i$ quite uncertain, as in the case of XO-4.

In view of the peculiar characteristics of the CoRoT-11 system, we shall consider it for a detailed study of the tidal evolution. We shall derive constraints on the average Q'_s value of its F6V star by considering a possible initial state for the system when its star settled on the ZAMS (see Sect. 2.4). Moreover, we shall demonstrate how the present value of Q'_s can be directly measured with suitable transit observations extended on a time interval of a few decades.

2. Method: tidal evolution model and initial conditions

2.1. The constant quality-factor approximation

We adopt the classic equilibrium tidal model after Hut (1981), in the formulation given by Leconte et al. (2010). It assumes that the energy of the tidal perturbation raised by the tidal potential is dissipated by viscous effects producing a *constant* time lag Δt between the maximum of the tidal potential and the tidal bulge. When $Q \gg 1$, $Q^{-1} \simeq \dot{\omega} \Delta t \sim 2\delta(\dot{\omega})$, where $\delta(\dot{\omega})$ is the lag angle between the maximum of the deforming potential and the tidal bulge. Since Δt is assumed to be constant during the tidal evolution, Q and Q' vary as $\dot{\omega}^{-1}$. To model the evolution of a system by assuming a constant (or, better, an average) Q' , we need to make an approximation. Following Leconte et al. (2010), we assume for the star and the planet $k_{2s} \Delta t_s = 3/(2n_{\text{obs}} Q'_s)$ and

$k_{2p} \Delta t_p = 3/(2n_{\text{obs}} Q'_p)$, where the indexes s and p refer to the star and the planet, respectively, and n_{obs} is the present mean orbital motion of the system corresponding to the orbital period $P_{\text{orb}} = 2.99433$ days. As we shall see (cf. Sect. 3), the mean motion n varies by a factor of $\approx 4-5$ during the evolution of the system, but we shall neglect this change because we are interested in deriving the order of magnitude of the average Q'_s along the evolution.

The theory of dynamical tides predicts that the dissipation is a complex function of the tidal frequency, the properties of the interior of the body, and, possibly, the strength of the tidal potential because of non-linear effects. All these dependencies are lumped together into the coefficients Q'_s and Q'_p and in principle could be included in an equilibrium model provided that the relationship between their variations along the evolution of the system and the time lag value were known. In view of our ignorance of the processes contributing to the tidal dissipation in stars and planets (cf., e.g., Ogilvie & Lin 2004; Goodman & Lackner 2009) and the presently limited observational constraints, we shall consider constant, i.e. average, values of Q'_s and Q'_p all along the evolution and integrate the equations in Sect. 2.2 of Leconte et al. (2010) accordingly.

2.2. Range of considered Q'_s

The dynamical tide theory of Barker & Ogilvie (2009) gives the dependence of Q'_s on the tidal and the rotation frequencies of the star when the dissipation of inertial waves is regarded as the main source of energy dissipation – see their Fig. 8, and consider that $Q'_s \propto \Omega^{-2}$ for a fixed ratio $\dot{\omega}/\Omega$ (cf. Sect. 3.6 of Ogilvie & Lin 2007). In view of the simplified treatment of the interaction of these waves with turbulent convection and radiative-convective boundaries, their results can be regarded only as an approximation of the complex dependence of Q'_s on the relevant parameters. For a star of $1.2 M_{\odot}$ and $P_{\text{rot}} \sim 1.5$ days, the average Q'_s for $|\dot{\omega}|/\Omega \leq 2$ can be roughly estimated to be 5×10^7 with an uncertainty of at least one order of magnitude and some preference for the lower bound because of the approximate treatment of the above mentioned processes. Outside such a frequency range, $Q'_s \sim 10^{10}$, i.e., the tidal dissipation is reduced by at least three orders of magnitudes.

2.3. Range of considered Q'_p

An estimate of the tidal quality factor of the hot Jupiters may be based on astrometric observations of the Jupiter-Io system that give $Q'_p \simeq (1.36 \pm 0.21) \times 10^5$ for Jupiter (see Lainey et al. 2009). Nevertheless, the quality factor of hot Jupiters can be different from that of Jupiter owing to their different internal structure. Assuming the observed eccentricity of the orbits of several hot Jupiters to be of primordial origin, Matsumura et al. (2008) infer $10^5 \leq Q'_p \leq 10^9$, with most of the planets having $Q'_p \leq 10^8$. Therefore, we shall consider $10^6 \leq Q'_p \leq 10^8$ when integrating the equation of tidal evolution of our system. The timescale to achieve the pseudosynchronization of the planetary rotation for CoRoT-11 and of the other systems containing hot Jupiters is of the order of 10^5 yr when $Q'_p \sim 10^6$ (cf. Sect. 2.2 of Leconte et al. 2010). Even if $Q'_p \sim 10^8$ this timescale is shorter than 3×10^7 yr, i.e., much shorter than the typical timescales for the tidal evolution of the orbital parameters and the stellar spin. Therefore, we shall consider the planet to be always in a state of pseudosynchronization, which simplifies the integration of the tidal equations.

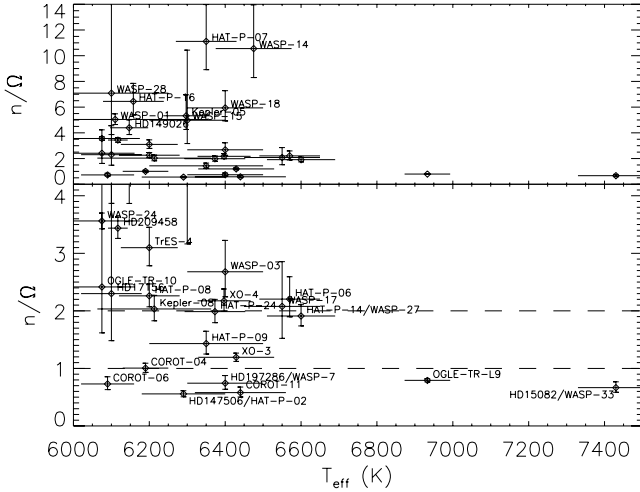


Fig. 1. *Upper panel:* the synchronization parameter n/Ω vs. the effective temperature of the star T_{eff} in transiting planetary systems with $T_{\text{eff}} \geq 6000$ K. WASP-12 with $n/\Omega \approx 33$ has been omitted for the sake of clarity; *lower panel:* an enlargement of the lower portion of the upper panel to better show the domains close to $n/\Omega = 1$ and $n/\Omega = 2$, which are marked by horizontal dashed lines. The names of the systems are reported in both panels, although they are omitted for $n/\Omega \leq 4.0$ in the upper panel to avoid confusion.

2.4. Initial state of the tidal evolution of planetary systems

The observed distribution of the synchronization parameter $n/\Omega \equiv P_{\text{rot}}/P_{\text{orb}}$ provides us with information on the initial state of star-planet systems. We show n/Ω vs. the effective temperature T_{eff} of the host star for stars with $T_{\text{eff}} \geq 6000$ K in Fig. 1 where the most impressive feature is the lack of systems in the range $1 \leq n/\Omega \leq 2$, with the exception of HAT-P-09 and XO-3.

As conjectured by Lanza (2010), this may be related to the processes occurring in the systems before their stars settle on the ZAMS. After the planet forms in the circumstellar disc, it migrates inwards by transferring its orbital angular momentum to the disc via resonant interactions (e.g., Lin et al. 1996). The migration ends where the orbital period of the planet is half the orbital period of the particles at the inner edge of the disc where it is truncated by the magnetic field of the protostar. Since the protostellar magnetic field is also responsible for the locking of the stellar rotation to the inner edge of the disc, the value of the synchronization ratio at this stage is $n/\Omega \equiv P_{\text{rot}}/P_{\text{orb}} \approx 2$. After a few million years, the disc disappears and the subsequent evolution depends on the interplay between tidal and magnetic interactions coupling the star and the planet. As the star contracts towards the ZAMS, it accelerates its rotation leading to a decrease of n/Ω (cf. Fig. 8 of Lanza 2010). The loss of angular momentum through the stellar magnetized wind, however, counteracts such an acceleration. If the lifetime of the disc is $\lesssim 10\text{--}15$ Myr, the contraction prevails and the system enters into the domain $n/\Omega < 2$ characterized by a strong tidal interaction due to the dissipation of inertial waves in the extended convective envelope of the pre-main-sequence star (Ogilvie & Lin 2007). Angular momentum is transferred from the orbit to the spin of the star, leading to the infall of the planet towards the star (Hut 1980). Considering a star similar to the Sun, $Q'_s = 10^5$, a planet of $M_p = 1 M_J$, and an orbital period of 3 days, eq. (8) of Ogilvie & Lin (2007) gives an infall timescale of ≈ 250 Myr, which may account for the lack of systems with $1 < n/\Omega < 2$ given that typical stellar ages are between ~ 1 and ~ 8 Gyr.

On the other hand, if the magnetic braking prevails, the system may be driven into the domain where $n/\Omega > 2$ and the tidal interaction becomes so weak ($Q'_s \sim 10^8\text{--}10^9$) that the planet will spiral towards the star on a timescale much longer than the main-sequence lifetime of the star (Ogilvie & Lin 2007), thus populating the region of the diagram where $n/\Omega > 2$. Only when the planet is more massive than $\sim 5\text{--}10 M_J$ and the star is late F or cooler, the tidal interaction may lead to the infall of the planet during the main-sequence lifetime of the star (cf., e.g., Bouchy et al. 2011).

Another possible scenario occurs when the magnetic field of the pre-main-sequence star is so strong ($\approx 3\text{--}5$ kG) as to effectively couple the orbital motion of the planet to the rotation of the star after the disc has disappeared (Lovell et al. 2008; Vidotto et al. 2010). In this case, a synchronous state is attained on a timescale of $\approx 2\text{--}3$ Myr and maintained until the field strength decreases rapidly as the star gets close to the ZAMS. If the magnetic braking prevails over the final stellar contraction, the system would reach the ZAMS with $1 < n/\Omega < 2$ and the planet will eventually fall into the star owing to the strong tidal interaction. On the contrary, if the stellar contraction prevails, the star will spin up, reach $n/\Omega < 1$ on the ZAMS, and the tides will push the planet away from the star. This may explain why several systems populate the domain $n/\Omega < 1$ in the diagram. The present value of n/Ω is lower than the initial value on the ZAMS because the tidal interaction transfers angular momentum from the stellar spin to the planetary orbit, leading to an increase of the semimajor axis. Thus we shall base our calculations on the hypothesis that the systems observed today with $n/\Omega \leq 1$, as CoRoT-11, have reached the ZAMS in a state close to synchronization.

Finally, a few remarks concerning the two systems that have $1 < n/\Omega < 2$. The peculiar state of the HAT-P-9 system having $n/\Omega \approx 1.4$ may be explained by the weakness of the tidal interaction owing to the relatively small planetary mass ($\sim 0.7 M_J$), and/or the young age of the system. For XO-3, the system has significant measured eccentricity and projected obliquity ($e = 0.288$ and $\lambda = 37.3 \pm 3.7^\circ$ respectively), so it is possible that the rotation period of the star is ill estimated or that the system has undergone a different evolution.

3. Application to CoRoT-11

3.1. System parameters

Gandolfi et al. (2010) present the observations leading to the discovery of CoRoT-11 and derive the parameters of the system that are reported in their Table 4 together with their uncertainties. The stellar rotation period can be inferred only from the observed $v \sin i$ and the estimated radius of the star because no evidence of rotational modulation of the optical flux has been found in the CoRoT photometry. Indeed, a modulation with a period of ≈ 8 days appears in the photometric time series, but it is incompatible with the maximum rotation period of 1.73 ± 0.25 days as derived from the $v \sin i = 40.0 \pm 5$ km s $^{-1}$ and the star radius $R = 1.37 \pm 0.03 R_\odot$. It is likely to arise from a nearby contaminant star about 2 arcsec from CoRoT-11 that falls inside the CoRoT photometric mask.

The eccentricity of the planetary orbit is ill-constrained by the radial velocity curve because of the uncertainty of the radial velocity measurements for such a rapidly rotating F-type star. An upper limit of 0.2 comes from the modelling of the transit light curve that would lead to a mean stellar density that is incompatible with a F6V star for greater values. In any case, the

present radial velocity and transit data are fully compatible with a circular orbit.

The angle λ between the projections of the stellar spin and the orbital angular momentum on the plane of the sky can be measured through the Rossiter-McLaughlin effect (e.g., [Ohta et al. 2005](#)). Owing to the limited precision of the available measurements, [Gandolfi et al. \(2010\)](#) could not measure λ , but they established that the planet orbits in a prograde direction, i.e., in the same direction as the stellar rotation, and that $\lambda \lesssim 50^\circ\text{--}80^\circ$. An aligned system, i.e., having $\lambda = 0^\circ$, is compatible with their observations. The obliquity ϵ of the stellar equator with respect to the orbital plane of the planet is given by $\cos \epsilon = \cos I_p \cos i + \sin I_p \sin i \cos \lambda$, where I_p and i are the angles of inclination of the orbital plane and the stellar equator to the plane of the sky. Since $I_p = 83^\circ.3$, $\cos \epsilon \approx \sin i \cos \lambda$, thus the measurement of λ provides us with a lower limit for the obliquity of the stellar rotation axis.

3.2. Stellar magnetic braking

Late-type stars lose angular momentum through their magnetized stellar winds. For F-type stars, [Barker & Ogilvie \(2009\)](#) assumed a braking law of the form $(d\Omega/dt)_{\text{mb}} = -\gamma_w \Omega^3$, where $\gamma_w = 1.5 \times 10^{-15} \text{ yr}$ is a factor that accounts for the efficiency of magnetic braking. It can be integrated to give $\Omega(t) = \Omega_0 [1 + \gamma_w \Omega_0 (t - t_0)]^{-0.5}$, where Ω_0 is the angular velocity at initial time t_0 . For $\Omega \ll \Omega_0$ this yields the usual Skumanich braking law of stellar rotation. Applying that equation to CoRoT-11a leads to an unrealistically fast initial rotation for an age between 1 and 3 Gyr. Indeed, the above law of angular momentum loss does not apply to fast rotators such as CoRoT-11a for which a saturation of the angular momentum loss rate is required to explain the observed distribution of stellar rotation periods (cf., e.g. [Bouvier et al. 1997](#)). Therefore, we shall assume: $(d\Omega/dt)_{\text{mb}} = -\gamma_w \Omega_{\text{sat}}^2 \Omega$, where Ω_{sat} is the angular velocity that corresponds to the transition to the unsaturated regime. The value of Ω_{sat} for solar-mass stars is $\approx 8 \Omega_\odot$, where Ω_\odot is the angular velocity of the present Sun ([Irwin & Bouvier 2009](#)). However, its value is highly uncertain in the case of mid-F stars because they do not show a rotational modulation measurable from the ground and experience a remarkably lower magnetic braking than G-type stars. Considering the data in Table 4 of [Wolff & Simon \(1997\)](#), we estimate a rotation period corresponding to saturation of ≈ 2.8 days for mid-F stars with $v \sin i \sim 20\text{--}25 \text{ km s}^{-1}$ at the age of the Hyades and the adopted value of γ_w . However, if CoRoT-11a is older than ~ 2 Gyr, the value of the saturation period must be longer by a factor of at least ≈ 2 , otherwise the star would have been rotating faster than the brake-up velocity on the ZAMS. This reduction of the angular momentum loss rate in the saturated regime can be a consequence of the initially fast angular velocity that led to a supersaturated dynamo regime for CoRoT-11a, or an effect of the close-in massive planet that reduced the efficiency of the stellar wind to extract angular momentum from the star (cf. [Lanza 2010](#)).

3.3. Backward integration from the present state to the initial condition

We integrate the tidal evolution equations in Sect. 2.2 of [Leconte et al. \(2010\)](#) backwards in time starting from the present condition, i.e., with the following parameters: stellar rotation period $P_{\text{rot}} = 1.73$ days, planet orbital period $P_{\text{orb}} = 2.99433$ days,

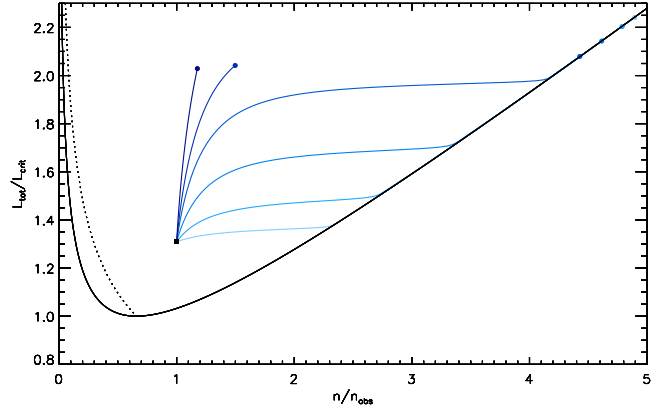


Fig. 2. Total angular momentum of the CoRoT-11 system in units of the critical angular momentum as defined in Eq. (4.1) of [Hut \(1980\)](#) versus the orbital mean motion in units of the present mean motion n_{obs} . The stellar magnetic braking law has $P_{\text{sat}} = 6.0$ days. The black solid line indicates the total angular momentum values corresponding to tidal equilibrium. The black dotted line represents the stability limit for the equilibrium as given by Eq. (4.2) of [Hut \(1980\)](#). The solid blue lines show the backward evolution of the system for different values of the tidal quality factor Q'_s . From left to right, the values of Q'_s are: 5×10^7 , 3×10^7 , 2×10^7 , 10^7 , 3.8×10^6 , and 10^6 , respectively. The initial points of the evolution are marked by the filled blue dots.

star mass $M = 1.27 M_\odot$, star radius $R = 1.37 R_\odot$, planet mass $M_p = 2.33 M_J$, planet radius $R_p = 1.43 R_J$ (where M_J and R_J are the mass and radius of Jupiter), orbital eccentricity $e = 0$, and stellar obliquity $\epsilon = 0^\circ$. The stellar quality factor Q'_s is regarded as a free parameter (see also Sect. 2.2). We account for the angular momentum loss of the star due to its magnetized wind by adopting a saturated loss rate with two possible values for $P_{\text{sat}} = 2\pi/\Omega_{\text{sat}}$, i.e., 6.0 or 8.0 days. Note that the results do not depend on the planet quality factor Q'_p , provided that the orbital eccentricity is zero and the planet is assumed to be in the synchronous rotation state.

The present state of the system and its backward evolution are represented in a tidal stability diagram similar to that of [Hut \(1980\)](#) in Fig. 2. The black solid line represents the value of the total angular momentum of the system when tidal equilibrium is established. For each value of the total angular momentum exceeding a minimum critical value (see [Hut 1980](#)), two equilibrium states are possible. The one on the left of the dotted line is stable, the other on the right is unstable. The filled square indicates the present state of the CoRoT-11 system with the assumption that $i = 90^\circ$, i.e., the stellar rotation period is 1.73 days.

The results of the backward integrations of the tidal equations are represented by the solid blue lines for different values of Q'_s and a braking law with $P_{\text{sat}} = 6.0$ days. All the backward evolutions asymptotically approach an initial equilibrium state where all the time derivatives of the relevant variables vanish. Such an equilibrium is unstable, i.e., it leads to the transfer of angular momentum from the stellar spin to the planet that is pushed outwards. Increasing the value of Q'_s the tidal interaction weakens so that the evolution of the total angular momentum is dominated by the magnetic braking of the star. This leads to an almost vertical evolution track in the diagram since the star was initially rotating faster. There is no possible evolution track that crosses the dashed line, indicating that the past system evolution has occurred only in the unstable region of the diagram, i.e., the planet has been pushed outwards starting from its initial orbit with $n/\Omega < 1$ during all the system lifetime.

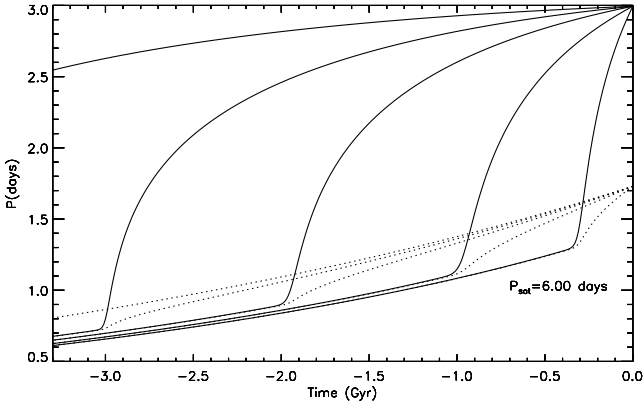


Fig. 3. Backward evolution of the orbital period P_{orb} (solid line) and the rotation period P_{rot} (dotted line) vs. time since the present epoch for different values of the modified tidal quality factor Q'_s and a stellar braking law with $P_{\text{sat}} = 6.00$ days. From left to right, the values of Q'_s are: 5×10^7 , 2×10^7 , 10^7 , 3.8×10^6 , and 10^6 , respectively.

Given that the initial state is unstable, integrating the tidal evolution equations backwards in time is recommended to ensure the stability of the obtained solutions. The instability of the present tidal state is not a specific property of CoRoT-11, but it is generally found in hot Jupiter systems (Levrard et al. 2009), most of which evolve towards the infall of the planet into the star. Therefore, what makes CoRoT-11 peculiar is the low value of the n/Ω ratio pushing the planet outwards.

The orbital period of the planet and the rotation period of the star are plotted vs. time in Fig. 3 for $P_{\text{sat}} = 6.0$ days. If the initial state of the system was characterized by a synchronization of the stellar rotation with the planet orbital period, it is possible to constrain the tidal quality factor, i.e., $3.8 \times 10^6 \leq Q'_s \leq 2 \times 10^7$. Although we speculated that the system may have reached the ZAMS close to synchronization in Sect. 2.4, other evolutionary scenarios are possible. In some of these scenarios, the planet may have started with an orbital period longer than the stellar rotation period 3 Gyr ago, leading to the present state if $Q'_s \geq 2 \times 10^7$. As an example of such an evolution, we plot in Fig. 3 the case of $Q'_s = 5 \times 10^7$. Note that in this case the initial state of the system has $n/\Omega \approx 0.25$ that is significantly lower than the observed values of n/Ω plotted in Fig. 1. Although the present sample of systems with $n/\Omega < 1$ is too small to draw conclusions on the minimum value of n/Ω during their evolution, we hope that such a statistical information can be used to constrain Q'_s when a larger sample is available.

On the other hand, $Q'_s < 3.8 \times 10^6$ implies a system younger than ~ 1 Gyr. To illustrate this point, we plot in Fig. 3 the evolution for $Q'_s = 10^6$ for which the system reached synchronization ~ 0.4 Gyr ago. Although the backward evolution can be continued to earlier times, this initial state is unstable as well as all the allowed initial states with $P_{\text{orb}} > P_{\text{rot}}$. For $Q'_s < 3.8 \times 10^6$, the tidal interaction would be so strong and the evolution so fast that the system would reach a present value of P_{orb} longer than observed. Therefore, we can set a lower limit on Q'_s on the basis of the estimated age of the system. Note that if the system were younger than ~ 0.7 – 1 Gyr, the Q'_s value could be so low that we might directly measure it after a few decades of timing observations (see Sect. 4).

The evolution tracks obtained for $P_{\text{sat}} = 8.0$ days and different values of the average Q'_s are plotted in Fig. 4. They show that a decrease of the braking rate of CoRoT-11a by ~ 30 percent leads to a comparable decrease in the values of the average

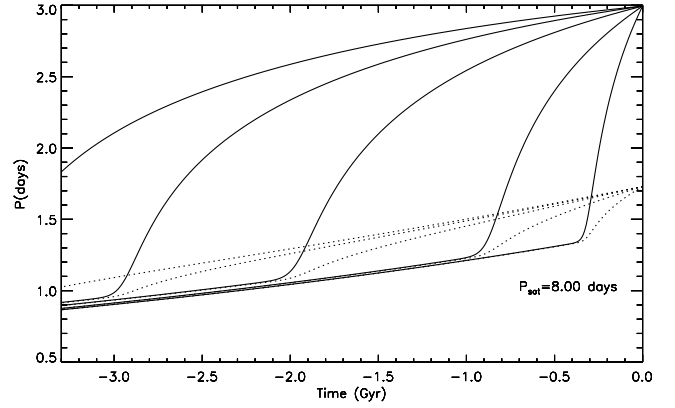


Fig. 4. Backward evolution of the orbital period P_{orb} (solid line) and the rotation period P_{rot} (dotted line) vs. time since the present epoch for different values of the modified tidal quality factor Q'_s and a stellar braking law with $P_{\text{sat}} = 8.00$ days. From left to right, the values of Q'_s are: 2×10^7 , 1.4×10^7 , 8×10^6 , 3×10^6 , and 10^6 , respectively.

Q'_s because a stronger tidal interaction is needed to transfer the required amount of angular momentum from the stellar spin to the planet when the stellar rotation was initially slower. On the other hand, if we adopt $P_{\text{sat}} = 2.8$ days, as estimated from the data of Wolff & Simon (1997), the stellar braking was so rapid that only for a system younger than 1 Gyr we may find an acceptable evolution with $Q'_s \sim 9 \times 10^6$. For higher values of Q'_s , the evolution takes longer, and this leads to a planet approaching the Roche lobe radius and/or an initial stellar rotation exceeding the break-up velocity. Therefore, the assumption that P_{sat} is at least ~ 5 – 6 days seems to be more likely for CoRoT-11a than $P_{\text{sat}} \sim 3$ – 4 days. In the latter case, the system would be so young and the average Q'_s so small that we expect to detect the tidal increase of the orbital period within a few decades (see Sect. 4).

3.3.1. Initial eccentricity of the orbit

In the scenario introduced in Sect. 2.4, the initial eccentricity of the planetary orbit would be close to zero (Sari & Goldreich 2004), unless an encounter with some planetary or stellar body would have excited it. Assuming that no third body has been perturbing the system after that event, the evolution of any primordial eccentricity is ruled by the dissipation inside both the star and the planet, the latter being the most important for $Q'_p \lesssim 10^8$. The timescale for the damping of the eccentricity $\tau_e^{-1} \equiv (1/e)(de/dt)$ adopting the present parameters of the system is ~ 120 Myr for $e = 0.2$, $Q'_s = 5 \times 10^6$, and $Q'_p = 10^6$, and increases to ~ 1.1 Gyr for $Q'_p = 10^7$. Since the tidal interaction was initially stronger – it scales as a^{-5} – the initial τ_e was one order of magnitude shorter than the above values, leading to a rapid damping of any initial eccentricity, unless $Q'_p \gtrsim 10^7$. Moreover, for initially high eccentricities (i.e., $e \gtrsim 0.3$) and an initial $n/\Omega \approx 1$, the evolution of the system may be significantly affected and the infall of the planet occurs as the orbital angular velocity at the periastron exceeds the stellar angular velocity. To prevent such an infall, we must assume that the star was initially rotating remarkably faster than considered above. Because the rotation braking on the main sequence is expected to be small, this is hardly compatible with the present estimated rotation period. We conclude that the present eccentricity of CoRoT-11 is likely to be close to zero. In any case, we describe in Sect. 4 observations that can constrain the present value of e to

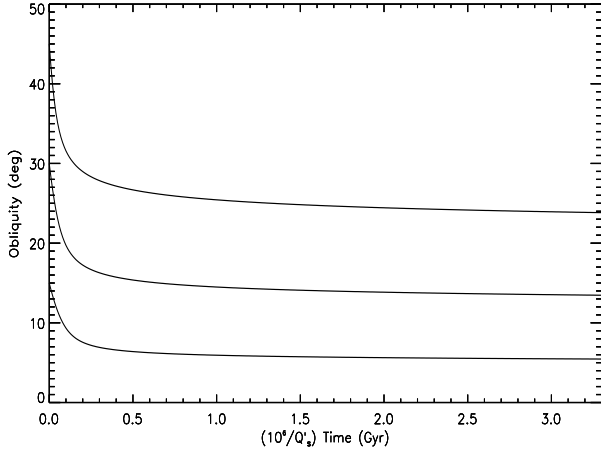


Fig. 5. Forward evolution of the obliquity from the ZAMS for different initial values of the angle itself. The planetary orbit is assumed circular and the initial orbital period is 0.7 days, while the initial rotation period of the star is 0.48 days for $\epsilon(t=0) = 45^\circ$, 0.60 days for $\epsilon(t=0) = 30^\circ$, and 0.67 days for $\epsilon(t=0) = 15^\circ$, to prevent the infall of the planet.

allow us to distinguish among different scenarios for the system evolution.

3.3.2. Initial obliquity of the orbit

The obliquity of the CoRoT-11 system may be significantly different from zero, as indeed found for several stars accompanied by hot Jupiters with $T_{\text{eff}} > 6250$ K (Winn et al. 2010). For a system born close to $n/\Omega = 1$, we need $\Omega \cos \epsilon > n$ to prevent the tidal infall of the planet, and the observational result that CoRoT-11 is compatible with an aligned system agrees with this constraint. Initial values of the obliquity $\epsilon > 30^\circ$ require a fast-rotating star, which is difficult to reconcile with the presently observed $v \sin i$ and stellar radius. However, lower values of the obliquity cannot be excluded. They are damped on a timescale that depends on the value of Q'_s , as illustrated in Fig. 5 where the time has been scaled inversely to the stellar tidal quality factor. These plots show that after an initial remarkable damping of the obliquity, it asymptotically approaches a value about half its initial value that practically corresponds to the present value. In Sect. 4 we shall discuss how this value can be constrained with accurate timing observations of the system.

4. Measuring the present tidal dissipation

The main conclusion of the previous section is that the mean modified tidal quality factor of CoRoT-11a $Q'_s \lesssim 2 \times 10^7$, provided that the system started its evolution on the ZAMS from a nearly synchronous state. Since Q'_s is subject to remarkable variations during the evolution of the system, this result is of limited value to constrain dynamical tide theory, as for the mean values of Q'_s derived from close binaries in clusters. However, a much more interesting opportunity offered by CoRoT-11 is the possibility to measure the present value of Q'_s from the rate of orbital period variation. Moreover, as we shall see, the rate of orbital period variation also depends on the orbit parameters, and we can extract a wealth of information from CoRoT-11 using the timing method.

4.1. The circularized and aligned system hypothesis

If the present orbit is circular, the semimajor axis is subject to a secular increase because the star is rotating faster than the orbital motion of the planet, so angular momentum is transferred from the stellar spin to the orbit via the tidal interaction. When $e = 0$ and the stellar obliquity is negligible ($\epsilon \sim 0^\circ$), the rate of this transfer depends on the system parameters, which are known to a good level of precision, and on Q'_s only. Therefore, we can compute the rate of orbital period increase dP_{orb}/dt and use it to derive the difference (O–C) between the observed time of mid-transit and that computed with a constant period ephemeris after N orbital periods, viz.:

$$(\text{O}-\text{C})(N) = \frac{1}{2} \left(\frac{dP_{\text{orb}}}{dt} \right) P_{\text{orb}} N(N+1), \quad (3)$$

where we have assumed that the constant period of the ephemeris is the orbital period at $N = 0$, i.e., at the epoch of the first transit. Using the tidal evolution model of Leconte et al. (2010) and assuming $e = 0$, $\epsilon = 0^\circ$, and the maximum stellar rotation period $P_{\text{rot}} = 1.73$ days, we find:

$$(\text{O}-\text{C}) = 8.34 \left(\frac{Q'_s}{10^6} \right)^{-1} \text{ s} \quad (4)$$

after $N = 3000$ orbital periods, i.e., 24.6 years.

The epoch of mid transit can be determined with an accuracy that depends on the depth and duration of the transit, the accuracy of the photometry, and the presence of noise sources, e.g., related to stellar activity. In the case of CoRoT-11, because the star shows no signs of magnetic activity, the precision of the transit timing is dominated by the photometric accuracy. Gandolfi et al. (2010) report in their Table 4 a precision of ~ 25 s for the initial epoch of their ephemeris as obtained from a sequence of ~ 50 transits observed with a photometric accuracy of ~ 250 parts per million (ppm) and a cadence of ~ 130 s. Recently, Winn et al. (2009) using the Magellan/Baade 6.5-m telescope, observed two transits of the hot Jupiter WASP-4b, reaching a photometric accuracy of ~ 500 ppm (standard deviation) in their individual measurements obtained with a cadence of 30 s. The average standard deviation of the epoch of mid-transit is ~ 5 s, which can be assumed as the limit presently attainable with ground-based photometry. The transit of WASP-4b has a depth of ≈ 0.028 mag and the star has a magnitude of $V \approx 12.5$, while that of CoRoT-11 has a depth of ≈ 0.011 mag and the star has $V = 12.94$. Therefore, it is reasonable to assume that a timing accuracy of 0.5–1 s can be reached with a space-borne dedicated telescope of aperture 2–3 m, since the precision is expected to scale with the accuracy of the photometry that should reach 200–300 ppm in ~ 15 s integration time. This instrument would allow us to detect the expected transit time variation (hereafter TTV) with 3σ significance after an interval of ~ 25 years for $Q'_s \sim 5 \times 10^6$. Even if no significant TTV is detected, a stringent lower limit can be placed on Q'_s , with the sensitivity increasing as the square of the considered time baseline (cf. Eq. (3)).

4.2. The eccentric system hypothesis

A significant eccentricity of the planetary orbit can affect the O–C of the TTV, particularly when tidal dissipation in the planet is not negligible. This happens because the angular momentum of the planetary orbit is given by $L_p = [(M_s M_p / (M_s + M_p))] n a^2 \sqrt{1 - e^2}$, so an increase of L_p does not necessarily lead

to an increase of a when the eccentricity is damped. Assuming $e = 0.2$, $Q'_s = 5 \times 10^6$, and $Q'_p = 10^6$, we find O–C = -8.33 s after 24.6 yr, owing to the strong dissipation inside the planet that dumps the eccentricity with a timescale of ~ 120 Myr. If the dissipation inside the planet is weaker, the absolute value of the O–C decreases. For instance, if $Q'_p = 10^7$, we obtain O–C = 0.49 s after 24.6 yr.

Furthermore, if the orbit of CoRoT-11 is indeed eccentric, the measurement of the O–C of the primary transit are not sufficient to determine Q'_s . This happens because in addition to the tidal evolution, also the precession of the line of the apsides (due to the planetary and stellar tidal deformations and general relativistic effects) produces a TTV (see [Miralda-Escudé 2002](#); [Ragozzine & Wolf 2009](#)). For $e = 0.2$, and a planet Love number $k_2 = 0.3$, similar to that of Saturn, we have a precession period of only ~ 3300 yr, which leads to a maximum O–C = 18.1 s after $N = 3000$ orbital periods, i.e., 24.6 yr. To separate the effects of the apsidal precession from those of tidal origin, we note that the apsidal precession produces an oscillation of the O–C of the mid of the secondary eclipse, i.e., when the planet is occulted by the star, which is always shifted in phase by 180° with respect to that of the primary transit. In other words, the two oscillations have always opposite signs, as is well known for the apsidal precession of close binaries (see, e.g., [Gimenez et al. 1987](#)). On the other hand, the O–C of tidal origin has the same sign for both the primary transit and the secondary eclipse, so it can be separated from that arising from apsidal precession.

We conclude that a measurement of the eccentricity (or a determination of a more stringent upper limit) is critical to derive Q'_s from the O–C observations. A direct constraint on the eccentricity can be obtained from the observation of the time of the secondary eclipse. [Gandolfi et al. \(2010\)](#) did not find evidence of a secondary eclipse in the CoRoT light curve, which sets an upper limit of ~ 100 ppm to its depth in the spectral range 300–1100 nm. However, it should be possible to detect the secondary eclipse in the infrared, thus deriving the value of $e \cos \omega$, where ω is the longitude of the periastron, from the deviation of the time of the secondary eclipse from half the orbital period. For HD 189733 [Knutson et al. \(2007\)](#) found, observing in a band centred at $8 \mu\text{m}$ with IRAC onboard of Spitzer, that the secondary eclipse occurred 120 ± 24 s after the time expected for a circular orbit, leading to $e \cos \omega = 0.001 \pm 0.0002$. The same method has been applied to constrain the eccentricity of the orbit of CoRoT-2 finding $e \cos \omega = -0.00291 \pm 0.00063$ ([Gillon et al. 2010](#)). Moreover, the duration of the primary transit and the secondary eclipse can provide a measurement of $e \sin \omega$, although with a precision significantly poorer than for the secondary eclipse timing (see Sect. 2.5 of [Ragozzine & Wolf 2009](#)). In conclusion, we recommend to perform infrared photometry of CoRoT-11 to constrain its orbital eccentricity.

The present fast rotation of CoRoT-11a can in principle excite the eccentricity of the orbit during the phase of the evolution when $P_{\text{rot}}/P_{\text{orb}} < 11/18$ (cf. Eq. (6) of [Leconte et al. 2010](#)). However, the tidal dissipation inside the planet is effective at damping the eccentricity and only for $Q'_p \geq 2.5 \times 10^7$ we find an increasing eccentricity for the present state of the system. Imposing that the eccentricity is always damped along the past evolution of the system, we find $Q'_p \leq 1.6 \times 10^7$ for $Q'_s \geq 4 \times 10^6$.

4.3. Non-negligible obliquity hypothesis

If the present obliquity of the system is not negligible, the rate of orbital period increase and the corresponding O–C in Eq. (4)

must be multiplied by

$$\frac{\left(\frac{P_{\text{orb}}}{P_{\text{rot}}}\right) \cos \epsilon - 1}{\left(\frac{P_{\text{orb}}}{P_{\text{rot}}}\right) - 1}, \quad (5)$$

because the component of the stellar angular momentum interacting with the orbit is $L_s \cos \epsilon$, where L_s is the modulus of the angular momentum of the star (cf. Eq. (2) of [Leconte et al. 2010](#)).

It is interesting to note that the obliquity can be constrained not only through the observation of the Rossiter-McLaughlin effect, but also by measuring the precession of the orbital plane of the planet around the total angular momentum of the system that is expected when $\epsilon \neq 0^\circ$. This precession arises because the stellar gravitational quadrupole moment is non-negligible owing to its fast rotation. More precisely, adopting a stellar Love number $k_{2s} = 0.0138$ after [Claret \(1995\)](#) and $P_{\text{rot}} = 1.73$ days, we find $J_2 = 4.19 \times 10^{-5}$. The contribution to J_2 arising from the tidal deformation of the star induced by the planet is about 1100 times smaller and can be safely neglected.

Even assuming an obliquity of a few degrees, the precession period is so short as to give measurable effects. For instance, for $\epsilon = 5^\circ$, the precession of the orbital plane has a period of $\sim 7.0 \times 10^4$ years, according to Eq. (4) of [Miralda-Escudé \(2002\)](#). This produces a variation of the length of the transit chord across the disc of the star that leads to a variation of the transit duration (transit duration variation, hereafter TDV). Applying Eq. (12) of [Miralda-Escudé \(2002\)](#) and assuming that the total angular momentum of the system is approximately perpendicular to the line of sight, we find a maximum TDV of ~ 8 s in one year. Assuming a precision of ~ 40 s in the measurement of the duration of the transit as obtained with CoRoT observations, this variation should be easily detected in ~ 5 yr and can provide a lower limit for the stellar obliquity, which is remarkably better than what is achievable with the Rossiter-McLaughlin effect if $\epsilon \lesssim 15^\circ - 20^\circ$.

5. Role of a possible third body

The use of TTV to measure the tidal dissipation inside the star (and the planet, in the case of an eccentric orbit) can be hampered by the presence of a distant third body that induces apparent O–C variations owing to the light-time effect related to the revolution of the star-planet system around the common centre of mass. In principle, any light-time effect induced by a third body is periodic while the effects of tidal dissipation are secular, i.e., they do not change sign. However, if the orbital period of the third body around the barycentre of the system is longer than, say, three times the time baseline of our observations, it may become difficult or impossible to separate the two effects.

To be specific, let us consider an O–C of 3 s observed with a time baseline of $\Delta T \sim 25$ yr. If it is caused by a light-time effect, the corresponding radial motion of the star-planet system is $\Delta z = c(\text{O–C}) \sim 10^9$ m, where c is the speed of light, and the radial velocity of the barycentre of the system is $\Delta z/\Delta T \approx 1.26 \text{ m s}^{-1}$, too small to be detectable with the present radial velocity accuracy (cf. [Gandolfi et al. 2010](#)). A third body moving on a coplanar circular orbit with a period of, say, $P_{\text{tb}} = 75$ yr, would have an orbital semimajor axis of $\sim 2.88 \times 10^{12}$ m and a minimum mass of $0.2 M_J$ to induce a reflex motion of the above amplitude. Its direct detection is very difficult because its apparent separation from the central star would be only 0.034 arcsec, given an estimated distance to CoRoT-11 of 560 ± 30 pc. Astrometric measurements with the GAIA

or SIM satellites cannot be used to detect the reflex motion of CoRoT-11 because it would correspond to a maximum displacement of only $\sim 2.4 \mu\text{arcsec}$ during an interval of 5 yr, which is impossible to separate from the much larger proper motion of the system.

If the orbit of the third body is inclined to the orbital plane of the star-planet system, the orbital plane of the planet will precess around the total angular momentum of the system. Assuming a third body mass of $0.2 M_J$, a relative inclination of the orbits of 45° , and a semimajor axis of $\sim 2.88 \times 10^{12}$ m, equal to ~ 20 AU, Eq. (8) of [Miralda-Escudé \(2002\)](#) gives a precession period of ~ 14 Gyr, i.e., too long to be observable.

Secular perturbations of the orbit of the planet by the distant third body can be neglected because they induce a variation of the O–C of the order of $P_{\text{orb}}/P_{\text{tb}} \sim 10^{-4}$ of the light-time effect (cf., e.g., [Borkovits et al. 2003](#)). On the other hand, a perturber on a close-in orbit, possibly in resonance with the planet, would induce O–C variations with a short periodicity and an amplitude up to a few minutes ([Agol et al. 2005](#)), which would be easily detectable.

It is interesting to note that CoRoT-11a has a low level of magnetic activity in contrast to stars with lower effective temperature. This implies that the orbital period modulation induced by magnetic activity ([Lanza et al. 1998](#); [Lanza 2006](#)) can be excluded as a source of O–C variations in this case. This is not possible for cooler stars ([Watson & Marsh 2010](#)) which are therefore less suitable to measure the TTV induced by tidal dissipation.

6. Conclusions

Assuming an initial state of the CoRoT-11 system close to synchronization between the stellar spin and the orbital period of the planet, we can put constraints on the average modified tidal quality factor of its F-type star, finding $4 \times 10^6 \lesssim Q'_s \lesssim 2 \times 10^7$. Rigorously speaking, we should have expressed these constraints in terms of the average tidal time lag Δt because our tidal equations are valid for a constant Δt (cf. Sect. 2 and [Leconte et al. 2010](#)). However, in view of the uncertainty on the above constraints, we prefer to give them in terms of Q'_s that varies by a factor up to ≈ 4 –5 during the evolution, if Δt is assumed to be constant (cf. Sects. 2 and 3.3).

An initial state close to synchronization is not the only possible one. However, the minimum estimated age of the system of ~ 1 Gyr implies $Q'_s \gtrsim 4 \times 10^6$, otherwise the evolution from any initial state with $P_{\text{orb}} > P_{\text{rot}}$ would be too fast, leading to a present P_{orb} longer than observed. An upper limit on Q'_s can be set when a larger statistics of the values of the $n/\Omega = P_{\text{rot}}/P_{\text{orb}}$ ratio will be available because for $Q'_s \gtrsim 5 \times 10^7$ the initial value of n/Ω is predicted to be ~ 0.25 that is smaller than the presently observed minimum $n/\Omega \sim 0.5$ (see Sect. 3.3).

The above limits on Q'_s are only a factor of 2–15 smaller than the average value predicted by [Barker & Ogilvie \(2009\)](#), which can be considered a success of the dynamic tide theory of [Ogilvie & Lin \(2007\)](#) given the current uncertainty on the tidal dissipation processes occurring in stellar convection zones.

We find that CoRoT-11 is one of the best candidates to look for orbital period variations related to tidal evolution by monitoring its transits and secondary eclipses in the optical and in the infrared passbands. In contrast to several systems hosting very hot Jupiters, e.g., WASP-12 or WASP-18, whose orbital decay may be too slow to be measurable ([Ogilvie & Lin 2007](#); [Li et al. 2010](#)), the parameters of CoRoT-11 appear to be ideal

for a detection by measuring the times of mid-transit and mid-eclipse with an accuracy of at least 1–5 s along a time baseline of ~ 25 yr. This is a consequence of the peculiar ratio of the rotation period of the star to the orbital period of the planet that is presently the smallest among systems having a radial velocity curve compatible with zero eccentricity. The test is particularly sensitive to values of Q'_s between 10^5 and 10^6 , leading to a fast tidal evolution of the system, as discussed in Sect. 3.3.

The CoRoT-11 system is also particular because the precession of the orbital plane due to a non-zero obliquity of the stellar spin can be measured through the variation of the duration of the transit on a timescale as short as 5–10 yr by means of ground-based observations with telescopes of the 6–8 m class. Note that even an obliquity as low as 5° can be detected with this method. On the other hand, the eccentricity of the planetary orbit can be well constrained by measuring the times of the secondary eclipses in the infrared and their duration. If the system turns out to have an eccentric orbit, this puts a constraint also on the minimum value of the planet quality factor Q'_p if we assume that the eccentricity is of primordial origin, or is a clear indication of the presence of a perturbing body that excites it (e.g., [Takeda & Rasio 2005](#)). The light-time effect caused by a distant third body is indeed the only phenomenon that can seriously hamper the detection of the transit time variations expected from the tidal orbital evolution. The detection of a distant companion may be particularly difficult, but this limitation is present also in any other system candidate for a direct measurement of the tidal dissipation.

Acknowledgements. The authors are grateful to the referee, Prof. J.-P. Zahn, for several valuable comments on the first version of the manuscript, and to Drs. L. Carone and S. Ferraz-Mello for interesting discussions. Active star research and exoplanetary studies at INAF-Catania Astrophysical Observatory and the Department of Physics and Astronomy of Catania University are funded by MIUR (*Ministero dell'Istruzione, Università e Ricerca*) and by *Regione Siciliana*, whose financial support is gratefully acknowledged. This research made use of the ADS-CDS databases, operated at the CDS, Strasbourg, France.

References

- Agol, E., Steffen, J., Sari, R., & Clarkson, W. 2005, MNRAS, 359, 567
 Ammler-von Eiff, M., Santos, N. C., Sousa, S. G., et al. 2009, A&A, 507, 523
 Anderson, D. R., Hellier, C., Gillon, M., et al. 2010, ApJ, 709, 159
 Bakos, G. Á., Kovács, G., Torres, G., et al. 2007, ApJ, 670, 826
 Barker, A. J., & Ogilvie, G. I. 2009, MNRAS, 395, 2268
 Borkovits, T., Érdi, B., Forgács-Dajka, E., & Kovács, T. 2003, A&A, 398, 1091
 Bouchy, F., Deleuil, M., Guillot, T., et al. 2011, A&A, 525, A68
 Bouvier, J., Forestini, M., & Allain, S. 1997, A&A, 326, 1023
 Cameron, A. C., Guenther, E., Smalley, B., et al. 2010, MNRAS, 407, 507
 Carone, L., & Pätzold, M. 2007, Planet. Space Sci., 55, 643
 Claret, A. 1995, A&AS, 109, 441
 Cohen, O., Drake, J. J., Kashyap, V. L., Sokolov, I. V., & Gombosi, T. I. 2010, ApJ, 723, L64
 Gandolfi, D., Hébrard, G., Alonso, R., et al. 2010, A&A, 524, A55
 Gibson, N. P., Pollacco, D., Simpson, E. K., et al. 2008, A&A, 492, 603
 Gillon, M., Lanotte, A. A., Barman, T., et al. 2010, A&A, 511, A3
 Gimenez, A., Kim, C.-H., & Nha, I.-S. 1987, MNRAS, 224, 543
 Goodman, J., & Lackner, C. 2009, ApJ, 696, 2054
 Hebb, L., Cameron, A. C., Loeillet, B., et al. 2009, ApJ, 693, 1920
 Hellier, C., Anderson, D., Gillon, M., et al. 2009a, ApJ, 690, L89
 Hellier, C., Anderson, D. R., Cameron, A. C., et al. 2009b, Nature, 460, 1098
 Hut, P. 1980, A&A, 92, 167
 Hut, P. 1981, A&A, 99, 126
 Irwin, J., & Bouvier, J. 2009, IAU Symp., 258, 363
 Jenkins, J. M., Borucki, W. J., Koch, D. G., et al. 2010, ApJ, 724, 1108
 Johns-Krull, C. M., McCullough, P. R., Burke, C. J., et al. 2008, ApJ, 677, 657
 Johnson, J., Winn, J., Albrecht, S., et al. 2009, PASP, 121, 1104
 Joshi, Y., Pollacco, D., Cameron, A. C., et al. 2008, MNRAS, 392, 1532
 Kipping, D. M., Bakos, G. Á., Hartman, J., et al. 2010, ApJ, 725, 2017
 Koch, D. G., Borucki, W. J., Rowe, J. F., et al. 2010, ApJ, 713, L131

- Knutson, H. A., Charbonneau, D., Allen, L. E., et al. 2007, *Nature*, 447, 183
- Lainey, V., Arlot, J.-E., Karatekin, Ö., & van Hoolst, T. 2009, *Nature*, 459, 957
- Lanza, A. F. 2006, *MNRAS*, 369, 1773
- Lanza, A. F. 2010, *A&A*, 512, A77
- Lanza, A. F., Rodonò, M., & Rosner, R. 1998, *MNRAS*, 296, 893
- Leconte, J., Chabrier, G., Baraffe, I., & Levrard, B. 2010, *A&A*, 516, A64
- Levrard, B., Winisdoerffer, C., & Chabrier, G. 2009, *ApJ*, 692, L9
- Li, S.-L., Miller, N., Lin, D. N. C., & Fortney, J. J. 2010, *Nature*, 463, 1054
- Lin, D. N. C., Bodenheimer, P., & Richardson, D. C. 1996, *Nature*, 380, 606
- Loeillet, B., Shporer, A., Bouchy, F., et al. 2008, *A&A*, 481, 529
- Lovelace, R. V. E., Romanova, M. M., & Barnard, A. W. 2008, *MNRAS*, 389, 1233
- Mardling, R. A., & Lin, D. N. C. 2002, *ApJ*, 573, 829
- Matsumura, S., Takeda, G., & Rasio, F. A. 2008, *ApJ*, 686, L29
- McCullough, P. R., Burke, C. J., Valenti, J. A., et al. 2008, *ApJ*, submitted [arXiv:0805.2921v1]
- Miralda-Escudé, J. 2002, *ApJ*, 564, 1019
- Noyes, R. W., Bakos, G. Á., Torres, G., et al. 2008, *ApJ*, 673, L79
- Narita, N., Sato, B., Hirano, T., & Tamura, M. 2009, *PASJ*, 61, L35
- Narita, N., Hirano, T., Sanchis-Ojeda, R., et al. 2010, *PASJ*, 62, L61
- Ogilvie, G. I., & Lin, D. N. C. 2004, *ApJ*, 610, 477
- Ogilvie, G. I., & Lin, D. N. C. 2007, *ApJ*, 661, 1180
- Ohta, Y., Taruya, A., & Suto, Y. 2005, *ApJ*, 622, 1118
- Pollacco, D., Skillen, I., Cameron, C. A., et al. 2008, *MNRAS*, 385, 1576
- Ragozzine, D., & Wolf, A. S. 2009, *ApJ*, 698, 1778
- Sari, R., & Goldreich, P. 2004, *ApJ*, 606, L77
- Shporer, A., Bakos, G. Á., Bouchy, F., et al. 2009, *ApJ*, 690, 1393
- Siess, L., Dufour, E., & Forestini, M. 2000, *A&A*, 358, 593
- Simpson, E., Barros, S., Brown, A., et al. 2011, *AJ*, submitted [arXiv:1009.3470v1]
- Snellen, I. A. G., Koppenhoefer, J., van der Burg, R. F. J., et al. 2009, *A&A*, 497, 545
- Takeda, G., & Rasio, F. A. 2005, *ApJ*, 627, 1001
- Torres, G., Winn, J., & Holman, M. 2008, *ApJ*, 677, 1324
- Torres, G., Bakos, G. Á., Hartman, J., et al. 2010, *ApJ*, 715, 458
- Vidotto, A. A., Opher, M., Jatenco-Pereira, V., & Gombosi, T. I. 2010, *ApJ*, 720, 1262
- Watson, C. A., & Marsh, T. R. 2010, *MNRAS*, 405, 2037
- West, R. G., Anderson, D. R., Gillon, M. et al. 2009, *AJ*, 137, 4834
- Winn, J. N., Holman, M. J., Carter, J. A. et al. 2009a, *AJ*, 137, 3826
- Winn, J. N., Johnson, J. A., Fabrycky, D., et al. 2009b, *ApJ*, 700, 302
- Winn, J. N., Fabrycky, D., Albrecht, S., & Johnson, J. A. 2010, *ApJ*, 718, L145
- Wolff, S., & Simon, T. 1997, *PASP*, 109, 759
- Zahn, J.-P. 1977, *A&A*, 57, 383
- Zahn, J.-P. 1989, *A&A*, 220, 112
- Zahn, J.-P. 2008, *EAS Publ. Ser.*, 29, 67