

AperTO - Archivio Istituzionale Open Access dell'Università di Torino

## Filtration system performance cleaning exhaust air of pneumatic maize seed drills

### **This is the author's manuscript**

*Original Citation:*

*Availability:*

This version is available <http://hdl.handle.net/2318/1616201> since 2016-11-25T13:38:38Z

*Published version:*

DOI:10.1002/ps.4101

*Terms of use:*

Open Access

Anyone can freely access the full text of works made available as "Open Access". Works made available under a Creative Commons license can be used according to the terms and conditions of said license. Use of all other works requires consent of the right holder (author or publisher) if not exempted from copyright protection by the applicable law.

(Article begins on next page)

**This is the author's final version of the contribution published as:**

Marco Manzone, Mario Tamagnone

Filtration system performance cleaning exhaust air of pneumatic maize seed drills

Pest Management Science 2016; 72: 1216–1221

DOI 10.1002/ps.4101]

**The publisher's version is available at:**

wileyonlinelibrary.com

**When citing, please refer to the published version.**

This full text was downloaded from iris-AperTO: <https://iris.unito.it/>

1 **FILTRATION SYSTEM PERFORMANCE CLEANING EXHAUST AIR OF**  
2 **PNEUMATIC MAIZE SEED DRILLS**

3  
4  
5  
6 Marco Manzone (also corresponding author)

7 University of Turin

8 Largo Braccini, 2

9 10095 Grugliasco, Torino, Italy

10 [marco.manzone@unito.it](mailto:marco.manzone@unito.it)

11  
12  
13  
14  
15 Mario Tamagnone

16 As above

17

1 **Abstract**

2 **BACKGROUND:** In the agricultural sector, toxic substances can be released into the atmosphere.  
3 In recent years, Europe has encountered a significant environmental issue related to the dispersion  
4 of pesticides during maize seeding, especially when performed with pneumatic seed drills. This  
5 phenomenon can be very dangerous for insects, as the dispersed dust contains pesticides  
6 (insecticides, fungicides, etc.) used to dress maize seeds. On the basis of these considerations,  
7 experimental tests have been carried out using a filtration system to clean the airflow that exits from  
8 the fan of pneumatic maize seed drills.

9 **RESULTS:** The tested filtration system does not interfere with the seeding quality because the  
10 vacuum level observed within filtration system assembled on the seeder (5.7 kPa) is 27% higher  
11 than the correct vacuum level to guarantee good seeding quality (4.2 kPa). In addition, it enables the  
12 reduction of the risk of environmental contamination as no dust deposits were found at different  
13 distances from the machine.

14 **CONCLUSION:** The use of a filtration system shows advantages in term of environmental and  
15 operator safety because dangerous materials are contained in the filter case, thus avoiding  
16 contamination of neighbouring areas and the machinery used (tractor and seed drill).

17  
18 **Keywords:** Filtration system, pneumatic seeders, maize seeds, drift dust

19

## 1 **1. Introduction**

2 Air pollution harms human health and the environment. Recently, many studies have focused on  
3 the amount of emissions of toxic substances produced by vehicles<sup>1-5</sup> or on air polluting emissions in  
4 urban areas;<sup>6-9</sup> meanwhile, very little research has been done in the agricultural sector.

5 Toxic substances can also be released into the atmosphere as a result of agricultural processes,  
6 especially those linked to fuel consumption in cultivation activities<sup>10-12</sup> and the use of pesticides in  
7 crop protection.<sup>13-15</sup> The main factors affecting the emission of pesticides can be summarised as  
8 follows: the types of machine used in pesticide applications, the physiochemical properties of the  
9 chemical product applied, the material in which the pesticide is carried, and environmental  
10 conditions.<sup>16-17</sup>

11 In recent years, Italy has encountered an increase in significant environmental problems related  
12 to the dispersion of pesticides during maize seeding, especially if this is performed with pneumatic  
13 seed drills.<sup>18</sup> In fact, this kind of sowing machine produces a fine dust due to abrasions on the  
14 chemical coating of maize seeds.<sup>19</sup> ~~Seeds are usually dressed with pesticides to avoid them seed and~~  
15 ~~seedling being damage from insect and diseases by using and to prevent diseases in their growth~~  
16 ~~stage by using~~ small doses of chemical product.<sup>20-21</sup> The air stream generated by the fan of the  
17 pneumatic seeders, which is used to create a depression in the sowing element of the machine, is  
18 responsible for blowing away solid particles detached from the seeds.<sup>22</sup> This phenomenon can be  
19 ~~very dangerous to beneficial for~~ insects, as the dust created can contain several of the pesticides  
20 (insecticides) that are used to dress the maize seeds.<sup>23-24</sup>

21 Until now, many studies have been carried out to evaluate the performance of different types of  
22 seed drills and specific devices used to reduce dust dispersion.<sup>25-26</sup> These devices are not able to  
23 clean the airflow exiting from the fan or to use this exiting airflow for other applications (for  
24 example fertiliser distribution). These devices, in fact, only direct the air towards the soil<sup>27-29</sup> or do  
25 not allow the choking air outlet to be reused.<sup>30</sup>

26 In addition to solving its environmental impact, cleaning the air emitted from a sowing

1 machine's fan would also solve the problem of machine contamination, which is an especially  
2 serious problem when the machine operator has to fill the seed hoppers or perform maintenance.  
3 One solution could be to use a car air filter to trap any abraded dust dispersed during sowing. In  
4 fact, some years ago Schnier et al.<sup>22</sup> used a commercial car filter to collect the chemical dust leaving  
5 a seeder's fan in order to examine the composition of the dust.

6 On the basis of these considerations, experimental tests have been carried out using a filtration  
7 system that cleans the airflow exiting from the fan of a pneumatic maize seed drill. The results  
8 ~~obtained~~ from this test are described in this study.

9

## 10 **2. Materials and methods**

11 The filtration system tested is a filter used to purify the air intake of endothermic engines  
12 according to Schnier et al.<sup>22</sup> These types of filter are especially suitable for this purpose because  
13 they are ~~more~~ very efficient at capturing soil particles and toxic substances until particles with 1  $\mu$ m  
14 in diameter.<sup>31</sup> Specifically, this car air filter is usually mounted on machines that work in the  
15 agriculture sector as this type of filter has a higher capacity for trapping dust particles compared  
16 with a car filter.<sup>32</sup> Tests were carried out using a commercial six-row vacuum seed drill  
17 (Monosem® NG plus). The sowing machine was calibrated with a distance of 0.75 m between the  
18 rows and to drill 75,000 seeds per hectare (Table 1). The seeder was tested in its standard  
19 configuration and in a modified version where the air exiting the fan was conveyed into the  
20 filtration system (Fig. 1).

21 In order to use an appropriately sized filter for the test, one was designed for an endothermic  
22 engine due to the engine's theoretical intake air at maximum rotation speed being equal to the  
23 airflow rate of the sowing machine during drilling. The airflow rate of the seeder was measured  
24 following the methods used by Balsari et al. (2013). Specifically, airflow rate was measured as it  
25 passed through a pipe with a diameter of 110 mm where a propeller anemometer (Allemano Testo  
26 400) with an accuracy of  $0.1 \text{ m s}^{-1}$  had been placed. Tests were carried out at Power Take Off

1 (PTO) revolution speeds of  $450 \text{ min}^{-1}$  (as recommended by the seeder manufacturer) with the  
2 presence of seeds in the seeding elements. Successively, this value was compared with the  
3 theoretical amount of air intake of agricultural endothermic engines. In the present work, the  
4 theoretical air intake of the endothermic engine (A) was calculated with the following simplified  
5 formula:

$$A = (R_s \times D) / (2^* \times 60 \times 10^6)$$

8  
9 where:

10 A = air flow rate ( $\text{m}^3 \text{s}^{-1}$ )

11  $R_s$  = maximum rotation speed of the engine (revolutions per minute)

12 D = total engine displacement ( $\text{cm}^3$ )

13 (\*) = half of the strokes (times) engine number

14 The measured airflow rate of the seeder ( $0.058 \text{ m}^3 \text{s}^{-1}$ ) gave results similar to the theoretical air  
15 intake of a  $3,500 \text{ cm}^3$  engine with a rated speed of 2,200 rpm ( $0.064 \text{ m}^3 \text{s}^{-1}$ ). For this reason, the  
16 filter used in the trials was a dry air filter that is usually used for agricultural engines of the same  
17 displacement (Cermag 12330) (Table 2).

18 ~~For an easier filter dimensioning, it could be possible to~~ For filter dimension determination, one  
19 can consider the flow rate of each sowing element that equipped the seed drill as similar to the  
20 theoretical airflow intake rate of an agricultural engine with a total displacement of about  $600 \text{ cm}^3$ .

21

## 22 2.1. Seeder performance

23 Tests were performed in order to assess the influence of the filter's presence on the seeder's  
24 performance. Since a sowing quality is guaranteed with a vacuum level of 4.2 kPa in the seeding  
25 element,<sup>33</sup> this parameter was measured with and without the filter placed on the fan exit of the seed  
26 drills, following Balsari et al.<sup>28</sup> The vacuum level in the seeding element was measured through a

1 water manometer placed in the connection hose between the seeding element and the fan. The water  
2 manometer was made of two vertical tubes that had an inner diameter of 16 mm and a height of  
3 2 m. The height difference of the two water levels was determined using a ruler with an accuracy of  
4 1 mm.

5 All measurements were carried out at the PTO revolution speed recommended by the  
6 manufacturer ( $450 \text{ min}^{-1}$ ).

7

## 8 *2.2. Filtration system efficiency*

9 Filtration system efficiency was performed using the specific methodology set up by  
10 Manzone et al.,<sup>27</sup> where the deposit of potential dust in the exit vent of the seeder's fan was  
11 measured at different distances downwind of the seed drills. The method required a "tunnel"  
12 (5 m wide, 3 m high, and 50 m long) where at one side an axial fan was placed. The air stream  
13 generated by the fan was used to invest the seeder positioned in the middle of the tunnel. Dust  
14 deposits were then collected on samples placed on the ground at different downwind distances from  
15 the sowing machine. In order to guarantee a uniform air stream in all the tunnel areas close to the  
16 tested seed drill, this latter was placed roughly 20 metres from the axial fan outlet. Downwind from  
17 the seeder's position, arrays of 5 collectors (Petri dishes, 138 mm in diameter) spaced a metre apart,  
18 were placed on the ground at a distance of 1, 3, 5, 15, and 20 metres.

19 The seed drill was placed in a static position with the seeding element insert into the soil. The  
20 potential abraded dust from the coated seeds was simulated using ~~an inert material~~ the yellow food  
21 dye Tartrazine E102.<sup>27</sup> The use of an inert material was preferred to dressed maize seeds in order to  
22 eliminate the variability in the amount of dust abraded from the coated seeds and to improve  
23 reproducible test conditions. Moreover, Tartrazine E102 was not require specific operator safety  
24 precautions.

25 The Tartrazine E102 was introduced into the fan air inlet at a rate of  $3 \text{ g/min}^{-1}$  for 10 minutes,  
26 with the fan activated using a volumetric dry feeder (BHT<sup>®</sup> BD20). The amount of tracer deposited

1 on each Petri dish was determined in laboratory by spectrophotometry analysis. The Petri dishes  
2 were washed with 50 ml of deionised water and the washings were analysed with a  
3 spectrophotometer (Biochrom Lybra S11) ~~set up with a wavelength of~~ at 434 nm, corresponding to  
4 the absorption peak of the dye. Absorbance values read on the instrument were used to calculate the  
5 amount of Tartrazine E102 present in the Petri dishes. The limit of detection (LOD) of this  
6 methodology was considered to be 0.25 µg per Petri dish. This limit is related to the accuracy of the  
7 our measuring system (minimum amount of water for washing the Petri dishes coupled with the  
8 resolution of the spectrophotometer). Samples with a lower value were considered clean.

9 As the vacuum level directly correlates to the airflow rate, tests were carried out when the  
10 filtration system was both clean and dirty. The filter was considered dirty when there was a vacuum  
11 level of only 4.2 kPa in the seeding elements (the minimum vacuum level needed to guarantee  
12 effective maize sowing). The filter was “dirtied” by introducing soil dust collected by same filter  
13 during a previous sowing operation on dry sandy soil with non-coated seeds in the fan air inlet at a  
14 rate of 3 g/min<sup>-1</sup> until the vacuum level dropped to 4.2 kPa.

15

### 16 *2.3. Field test*

17 The filtration system was also tested in the field, in real working conditions, in order to evaluate  
18 sowing time before the vacuum level dropped due to the filter becoming clogged. The vacuum level  
19 inside the seeding element (as in the previous test) and the amount of dust collected by the filter  
20 were evaluated at regular surface intervals during the seeding. The determinations were made every  
21 hectare until the vacuum level dropped to 4.2 kPa. The amount of dust collected by the filter was  
22 determined by weighing the filter using a certified digital scale (accurate to 0.05 g) before, during,  
23 and after the tests. The weight difference was considered as dust collected during the trials was. The  
24 vacuum level was determined using the same method described in Section 2.1.

25 The sowing operation was performed using non-coated seed and a forward speed of 1.8 ms<sup>-1</sup>.  
26 Tests were carried out on two different plots of land located in north-west Italy (close to Turin).

1 Each plot had an extension of 30 hectares and was on flat land. The first plot was situated on sandy  
2 soil and the second plot was situated on clay soil. The plots were only 1 km away from one another  
3 and for this reason ~~showed~~ had the ~~same~~ similar environmental conditions. In order to establish the  
4 filter performances in the presence of different amounts of soil dust, the trials were carried out with  
5 dry soil (water content of 4–8% in the sandy soil and 10–15% in the clay soil) and moist soil (water  
6 content of 14–18% in the sandy soil and 30–35% in the clay soil). The soil water content was  
7 measured using the gravimetric method by collecting 10 soil samples in representative zones of the  
8 areas using for the test. Each sample was collected with a steel cylinder (50-mm diameter and 50-  
9 mm height) from the upper layer (maximum depth of 100 mm) of the soil. This depth is the  
10 maximum working depth of the seed drill used.

11 Tests were carried out on different days but in the ~~same~~ similar environmental conditions, i.e. the  
12 absence of wind ( $< 0.1 \text{ ms}^{-1}$ ), air humidity of 65–75%, and an air temperature of 15–20°C. These  
13 environmental conditions are commonly present during maize sowing in southern Europe.

14 Each ~~thesis has been~~ experiment was replicated 3 times on the same plot. All the collected data  
15 were processed with Microsoft Excel and analysed with the SSPS 21 (2014) advanced statistics  
16 software. The statistical significance of the eventual differences between the treatments was tested  
17 with the Ryan-Einot-Gabriel-Welsch (REGW) test, as it has a higher statistical power for this data  
18 distribution.

19

## 20 **3. Results**

### 21 *3.1. Seeder performance*

22 In general, the tested filtration system influenced the performance of the seed drill in that it  
23 caused a significant reduction (0.4 kPa) to the vacuum level inside the seeding elements. In fact, the  
24 measured vacuum level value (recorded at the PTO revolution speed of  $450 \text{ min}^{-1}$ ) was of 6.1 and  
25 5.7 kPa, respectively, with and without the filter mounted in the fan outlet. Nevertheless, 5.7 kPa is  
26 approximately 30% more than the optimal value (4.2 kPa) suggested for good quality maize

1 seeding,<sup>33</sup> and therefore the filtration system tested does not influence the machine's sowing quality  
2 (Fig. 2).

3

### 4 *3.2. Filtration system efficiency*

5 The seeder in its standard configuration, with the fan outlet oriented upwards, highlighted a  
6 tracer deposit value that increased with distance from the machine for up to 15 m. Deposit values  
7 can be considerable until 4.3% of applied (value registered at a distance of 15 metres), while at a  
8 distance of 20 metres the values were lower but still higher than 3.1% of applied. Higher deposit  
9 values were obtained at a distance of 10 to 15 m from the drill contour, as the output of the air was  
10 oriented upwards.

11 Using the tested filtration system, it was possible to avoid the drift effect. No deposits were  
12 found in the Petri dishes at the different distances from the machine with the spectrophotometry  
13 analysis (Fig. 3).

14

### 15 *3.3. Field test*

16 In the field test, data processing highlights that, in clay soil, the filter can collect up to 46.9 g/ha<sup>-1</sup>  
17 of dust; values 20% lower can be obtained in sandy soil. In moist soil, all values are lower than  
18 those obtained in dry soil: 17.5 g ha<sup>-1</sup> for clay soil and 19.2 g ha<sup>-1</sup> for sandy soil. Furthermore,  
19 statistical analysis showed no significant operating difference between moist clay and sandy soil  
20 (Table 3).

21 A decreasing vacuum level inside the seeding elements due to dust collection by the filter was  
22 observed by sowing a different surface in function of soil types and soil water contents. In the test  
23 conditions, a vacuum level of 4.2 kPa (the minimum vacuum level needed to guarantee good maize  
24 seeding quality) was recorded after a seeded surface of 48 ha in moist clay soil and 30 ha in moist  
25 sandy soil. These values were lower (up to 23% in sandy soil) in dry soil (Table 4).

1 Moreover, data processing highlighted a linear reduction of vacuum level during sowing  
2 progress with a good correlation level ( $R^2 > 0.95$ ) between all treatments (Fig. 4).

#### 4 **4. Discussion**

5 In contrast to other devices set up to mitigate dust dispersion from seed drills, the tested filtration  
6 system reduced the vacuum level inside the seeding element.<sup>28</sup> However, this modification does not  
7 interfere with the seeding quality because the vacuum level observed with the filtration system  
8 assembled on the seeder (5.7 kPa) is 27% higher than the correct vacuum level needed to guarantee  
9 good seeding quality (4.2 kPa).<sup>33</sup>

10 In this experiment, contrary to the results of other studies carried out with deflectors to air  
11 conveying,<sup>27,34-35</sup> no detectable Tartrazine E102 deposits were found at the different distances  
12 downwind from the seeder. Moreover, these results are better than those published by Vrbka et al.<sup>30</sup>  
13 using specific devices (AirWasher® and SweepAir®) for cleaning the air exiting a seeder's fan,  
14 where 2% of the applied pesticide was always found deposited downwind. This situation could be  
15 caused by different materials used in the trials, because in this study a tracer (Tartrazine E102) was  
16 used, while the trials carried out by Vrbka et al.<sup>30</sup> used coated seeds. Furthermore, considering the  
17 results observed in this work and similar particles size of tracer used and coated seed dust, it is  
18 possible to assert that by using the tested filtration system it is possible to completely remove the  
19 risk of dust emissions from seeders, and consequently the contamination of neighbouring areas,  
20 when seeds coated with pesticides are used. This finding is very important because in other  
21 agricultural sectors where pesticides are used, researchers are working properly on the drift  
22 mitigation effect to reduce buffer zones.<sup>36</sup>

23 Another advantage of using the filtration system, in comparison to others device set up for drift  
24 dust mitigation, is the possibility of fixing the device at any point on the seeder's frame, because it  
25 can be connected to the fan outlet by a flexible pipe and its position does not interfere with its  
26 efficiency.<sup>37</sup> In fact, after correct sizing the filter performed on the amount of airflow rate exiting

1 the seeder's fan, it can be used on different types of pneumatic sowing machines.

2 In the field, the filtration system does not present any operational problems and provides  
3 significant operation time before it requires cleaning. In the worst conditions (dry sandy soil), the  
4 filter must be cleaned after 23 hectares, which, considering a seed drill equipped with 6 sowing  
5 elements (working at a width of 4.5 metres) and an average forward speed of 6 km/h<sup>-1</sup>, is equal to  
6 about 4 hours. This ordinary maintenance, which requires a small amount of time (10 minutes),  
7 does not interfere with work productivity.<sup>38-39</sup> In addition, filter maintenance is well known by all  
8 farmers because they perform it on all farm tractors periodically.<sup>40</sup> Operators must wear suitable  
9 protective clothing during filter maintenance operations and the waste from the filter must be  
10 disposed of properly.

11 Pesticide deposition on the machine's frame is a big problem for workers and the amount of this  
12 can change depending on the function of the machine's design.<sup>41</sup> The adoption of the filter, aside  
13 from preventing the release of toxic substances (fungicide, insecticides, etc.) in the atmosphere,  
14 ~~always~~ keeps the sowing machine clean from pesticides by eliminating ~~the presence of these~~  
15 potentially toxic substances on the frame. These working conditions are very important, as they  
16 make it possible to carry out usual operations (installing the seeder and refilling the seed and  
17 fertiliser hoppers) and maintenance (routine and special maintenance) without coming into contact  
18 with these dangerous substances can also contaminate the tractor.<sup>42</sup> Furthermore, it must also be  
19 highlighted that during pesticide distribution, toxic substances are released into the atmosphere by  
20 the wind drift effect, which can invest also the tractor.<sup>43</sup> With the filter applied to the pneumatic  
21 seed drills to clean the exhaust air, the tractor is also kept clean. This aspect should not be  
22 underestimated, as in many situations the tractor can be used with other equipment and other  
23 operators. ~~This possibility could be dangerous:~~ If the operator of the machinery does not know that  
24 there may be toxic substances on the tractor, they will not take the necessary precautions.<sup>41,44</sup>

25 Having a clean air stream available ~~is also appreciable for its possible use in~~ other possible  
26 applications, e.g. facilitating the sliding of fertiliser granules within different pipes.<sup>45</sup> In recent years

1 the use of pneumatic seed drills equipped with pneumatic fertilizer is very common because it  
2 allows two operations to be carried out with a single passage.<sup>46</sup>

3 The use of the tested filtration system compared with other devices that clean the exhaust air of  
4 seed drills has revealed another advantage. When the filter is clogged the seeder does not sow – if  
5 there is no air stream, there is no vacuum in the seeding element – but toxic substances are not  
6 released into the atmosphere.<sup>37,47</sup> In this regard, it is advisable that operators equip their machines  
7 with a vacuum gauge, in order to monitor the vacuum level and be able to clean the filter before it  
8 interrupts sowing operations.

9 It is essential that the fan and all pipes are hermetically sealed so as not to disperse material  
10 before it reaches the filter, and it is important to remember that the filter can contain potentially  
11 dangerous substances.

12

## 13 **5. Conclusions**

14 The experiment conducted showed that it is possible to reduce the dispersion of harmful  
15 substances during the sowing of dressed maize seeds with the use of an industrial air filter.  
16 Furthermore, the efficiency of the filtration system obtained in this work was higher than the  
17 efficiency in devices that cleaned the air exiting from the drill's fan which have been developed and  
18 tested in other studies. This situation is ~~very~~ advantageous in terms of environmental and operator  
19 safety. Dangerous materials are contained in the filter case, avoiding contamination of neighbouring  
20 areas and the machinery used (tractor and seed drill). However, the dust collected in the filter, even  
21 though it is largely composed of inert material (soil), must be disposed of in accordance with the  
22 rules in force, because it is contaminated by the pesticides that the seeds were treated with.

23

## 24 **References**

25 1. Carslaw DC, Williams ML, Tale JE and Beevers SD, The importance of high vehicle power  
26 for passenger car emissions. *Atmospheric Environment* **68**:8–16 (2013).

- 1           2. Weiss M, Bonnel P, Hummel R, Provenza A and Manfredi U, On-road emissions of light-  
2 duty vehicles in Europe. *Environmental Science and Technology* **45**:8575–8581 (2011).
- 3           3. Carslaw DC, Beevers SD, Tate JE, Westmoreland EJ and Williams ML, Recent evidence  
4 concerning higher NO<sub>x</sub> emissions from passenger cars and light duty vehicles. *Atmospheric*  
5 *Environment* **45**:7053–7063 (2011).
- 6           4. Ropkins K, Beebe J, Li H, Daham B, Tate J, Bell M and Andrews G, Real-world vehicle  
7 exhaust emissions monitoring: review and critical discussion. *Critical Reviews in Environmental*  
8 *Science and Technology* **39**:79–152 (2009).
- 9           5. Huai T, Durbin TD, Younglove T, Scora G, Barth M and Norbeck JM, Vehicle specific  
10 power approach to estimating on-road NH<sub>3</sub> emissions from light-duty vehicles. *Environmental*  
11 *Science and Technology* **39**:9595–9600 (2005).
- 12           6. Mircea M, Ciancarella L, Briganti G, Calori G, Cappelletti A, Cionni I, Costa M, Cremona  
13 G, D’Isidoro M, Finardi S, Pace G, Piersanti A, Righini G, Silibello C, Vitali L and Zanini G,  
14 Assessment of the AMS-MINNI system capabilities to simulate air quality over Italy for the  
15 calendar year 2005. *Atmospheric Environment* **84**:178–188 (2014).
- 16           7. D’Elia I, Bencardino M, Ciancarella L, Contaldi M and Vialetto G, Technical and non-  
17 technical measures for air pollution emission reduction: the integrated assessment of the regional air  
18 quality management plans through the Italian national model. *Atmospheric Environment* **43**:6182–  
19 6189 (2009).
- 20           8. Gariazzo C, Silibello C, Finardi S, Radice P, Piersanti A, Calori G, Cecinato A, Perrino C,  
21 Nussio F, Cagnoli M, Pelliccioni A, Gobbi GP and Di Filippo P, A gas/aerosol air pollutants study  
22 over the urban area of Rome using a comprehensive chemical transport model. *Atmospheric*  
23 *Environment* **41**:7286–7303 (2007).
- 24           9. Marcazzan GM, Vaccaro S, Valli G and Vecchi R, Characterisation of PM<sub>10</sub> and PM<sub>2.5</sub>  
25 particulate matter in the ambient air of Milan (Italy). *Atmospheric Environment* **35**:4639–4650  
26 (2001).

- 1           10. Safa M and Samarasinghe S, CO<sub>2</sub> emissions from farm inputs “Case study of wheat  
2 production in Canterbury, New Zealand”. *Environmental Pollution* **171**:126–132 (2012).
- 3           11. Blengini GA and Busto M, The life cycle of rice: LCA of alternative agri-food chain  
4 management systems in Vercelli (Italy). *Journal of Environmental Management* **90**:1512–1522  
5 (2009).
- 6           12. Snyder CS, Bruulsema TW, Jensen TL and Fixen PE, Review of greenhouse gas emissions  
7 from crop production systems and fertilizer management effects. *Agriculture, Ecosystems &*  
8 *Environment* **133**:247–266 (2009).
- 9           13. Hoai PM, Sebesvari Z, Minh TB, Viet PH and Renaud FG, Pesticide pollution in  
10 agricultural areas of Northern Vietnam: case study in Hoang Liet and Minh Dai communes.  
11 *Environmental Pollution* **159**:3344–3350 (2011).
- 12           14. Lichiheb N, Personne E, Bedos C and Barriuso E, Adaptation of a resistive model to  
13 pesticide volatilization from plants at the field scale: comparison with a dataset. *Atmospheric*  
14 *Environment* **83**:260–268 (2014).
- 15           15. Hoai PM, Ngoc NT, Minh NH, Viet PH, Berg M, Alder AC and Giger W, Recent levels of  
16 organochlorine pesticides and polychlorinated biphenyls in sediments of the sewer system in Hanoi,  
17 Vietnam. *Environmental Pollution* **158**:913–920 (2010).
- 18           16. Stork A, Witte R and Führ F, A wind tunnel for measuring the gaseous losses of  
19 environmental chemicals from the soil/plant system under field-like conditions. *Environmental*  
20 *Science and Pollution Research International* **1**:234–245 (1994).
- 21           17. van den Berg F, Kubiak R, Benjey WG, Majewski MS, Yates SR, Reves GL, Smelt JH and  
22 van der Linden AMA, Emission of the pesticides into the air. *Water, Air, and Soil Pollution*  
23 **115**:195–218 (1999).
- 24           18. Nuyttens D, Devarrewaere W, Verboven P and Foqué D, Pesticide-laden dust emission and  
25 drift from treated seeds during seed drilling: a review. *Pest Management Science* **69**:564–575  
26 (2013).


- 1           19. Sgolastra F, Renzi T, Draghetti S, Medrzycki P, Lodesani M, Maini S and Porrini C,  
2 Effects of neonicotinoid dust from maize seed-dressing on honey bees. *Bulletin of Insectology*  
3 **65**(2):273–280 (2012).
- 4           20. Ahmed NE, Kanan HO, Inanaga S, Ma YQ and Sugimoto Y, Impact of pesticide seed  
5 treatments on aphid control and yield of wheat in the Sudan. *Crop Protection* **20**:929–934 (2001).
- 6           21. Koch RL, Burkness EC, Hutchison WD and Rabaey TL, Efficacy of systemic insecticide  
7 seed treatments for protection of early-growth-stage snap beans from bean leaf beetle (Coleoptera:  
8 Chrysomelidae) foliar feeding. *Crop Protection* **24**:734–742 (2005).
- 9           22. Schnier HF, Wenig G, Laubert F, Volker S and Schmuck R, Honey bee safety of  
10 imidacloprid corn seed treatment. *Bulletin of Insectology* **56**(1):73–75 (2003).
- 11           23. Greatti M, Barbattini R, Stravisi A, Sabatini AG and Rossi S, Presence of the a.i.  
12 imidacloprid on vegetation near corn fields sown with Gaucho<sup>®</sup> dressed seeds. *Bulletin of*  
13 *Insectology* **59**:99–103 (2006).
- 14           24. Biocca M, Conte E, Pulcini P, Marinelli E and Pochi D, Sowing simulation tests of a  
15 pneumatic drill equipped with systems aimed at reducing the emission of abrasion dust from maize  
16 dressed seed. *Journal of Environmental Science and Health Part B* **46**:438–448 (2011).
- 17           25. Giffard H and Dupont T, A methodology to assess the impact on bees of dust from coated  
18 seeds. *Julius-Kühn-Archiv* **423**:73–75 (2009).
- 19           26. Tapparo A, Marton D, Giorio C, Zanella A, Soldà L, Marzaro M, Vivan L and Girolami V,  
20 Assessment of the environmental exposure of honeybees to particulate matter containing  
21 neonicotinoid insecticides coming from corn coated seeds. *Environmental Science and Technology*  
22 **46**:2592–2599 (2012).
- 23           27. Manzone M, Balsari P, Marucco P and Tamagnone M, Indoor assessment of dust drift  
24 effect from different types of pneumatic seed drills. *Crop Protection* **57**:15–19 (2014).
- 25           28. Balsari P, Manzone M, Marucco P and Tamagnone M, Evaluation of seed dressing dust  
26 dispersion from maize sowing machines. *Crop Protection* **51**:19–23 (2013).

- 1           29. Rautmann D, Osteroth H-J, Herbst A, Wehmann H-J and Ganzelmeier H, Testing of drift  
2 reducing maize sowing machines. *Journal für Kulturpflanzen* **61**:153–160 (2009) [German with  
3 English abstract].
- 4           30. Vrbka L, Friessleben R, Neubauer K, Cantoni A and Chapple AC, Bayer AirWasher® and  
5 SweepAir®: technological options for mitigation of dust emissions from vacuum based maize  
6 sowing equipment. *Aspects of Applied Biology* **122**:113–118 (2014).
- 7           31. Cai Q-Y, Xiao P-Y, Lü H, Katsoyiannis A, Tian J-J, Zeng Q-Y and Mo C-H, Evaluation of  
8 car air filters' efficiency as active samplers for polycyclic aromatic hydrocarbons and heavy metals.  
9 *Aerosol and Air Quality Research* **14**(1):431–439 (2014).
- 10          32. Heitbrink WA, Moyer ES, Jensen PA, Watkins DS and Martin Jr. SB, Environmental  
11 agricultural tractor cab filter efficiency and field evaluation. *American Industrial Hygiene*  
12 *Association Journal* **64**:394–400 (2003).
- 13          33. Bragatto G, Responsible for the engineering sector of the Maschio-Gaspardo manufacturer.  
14 *Personal Communication* (2008).
- 15          34. Pochi D, Biocca M, Fanigliulo R, Pulcini P and Conte E, Potential exposure of bees, *Apis*  
16 *mellifera* L., to particulate matter and pesticides derived from seed dressing during maize sowing.  
17 *Bulletin of Environmental Contamination and Toxicology* **89**:354–361 (2012).
- 18          35. Herbst A, Rautmann D, Osteroth HJ, Wehmann HJ and Ganzelmeier H, Drift of seed  
19 dressing chemicals during the sowing of maize. *Aspects of Applied Biology* **99**:265–269 (2010).
- 20          36. Doruchowski G, Roettele M, Herbst A and Balsari P, Drift evaluation tool to raise  
21 awareness and support training on the sustainable use of pesticides by drift mitigation. *Computer*  
22 *and Electronics in Agriculture* **97**:27–34 (2013).
- 23          37. Jaroszczyk T, Wake J and Connor MJ, Factors affecting the performance of engine air  
24 filters. *Journal of Engineering for Gas Turbine and Power* **115**(4):693–699 (1993).

- 1 38. Basso B, Sartori L, Bertocco M, Cammarano D, Martin CE, and Grace PR, Economic and  
2 environmental evaluation of site-specific tillage in a maize crop in NE Italy. *European Journal of*  
3 *Agronomy* **35**:83–92 (2011).
- 4 39. Bertocco M, Basso B, Sartori L and Martin EC, Evaluating energy efficiency of site-  
5 specific tillage in maize in NE Italy. *Bioresource Technology* **99**:6957–6965 (2008).
- 6 40. Thomas J, West B, Huff S and Norman K, Effect of intake air filter condition on light-duty  
7 gasoline vehicles. SAE Technical Paper No. 2012-01-1717 (2012).
- 8 41. Grimbuhler S, Lambert M, Nelson J and Richardson J, Pesticide exposure and sprayer  
9 design: ergonomics evaluation to reduce pesticide exposure. *Work* **41**:5398–5399 (2012).
- 10 42. Bladi I, Lebailly P, Jean S, Rougetet L, Dulaurent S and Marquet P, Pesticide  
11 contamination of workers in vineyards in France. *Journal of Exposure Science and Environmental*  
12 *Epidemiology* **16**:115–124 (2006).
- 13 43. Lebailly P, Bouchart V, Baldi I, Lecluse Y, Heutte N, Gislard A and Malas J-P, Exposure to  
14 pesticides in open field farming in France. *The Annals of Occupational Hygiene* **53**:69–81 (2009).
- 15 44. Dosemeci M, Alavanja MC, Rowland AS, Mage D, Zahm SH, Rothman N, Lubin JH,  
16 Hoppin JA, Sandler DP and Blair A, A quantitative approach for estimating exposure to pesticides  
17 in the agricultural health study. *The Annals of Occupational Hygiene* **46**:245–260 (2002).
- 18 45. Yatskul AI and Lemièrè JP, Experimental determination of flow concentration for  
19 pneumatic conveying systems of air-seeders. *INMATEH – Agricultural Engineering* **44**(3):19–26  
20 (2014).
- 21 46. Ablaza EC and Ishikawa K, Seeding performance of pneumatic fertilizer drill for late-  
22 summer sowing techniques of wheat (*Triticum aestivum* L.). *Food, Agriculture and Environment*  
23 **10**(2):756–759 (2012).
- 24 47. Bugli N and Green G, Performance and benefits of zero maintenance air induction systems.  
25 SAE Technical Paper No. 2005-01-1139 (2005).
- 26

1

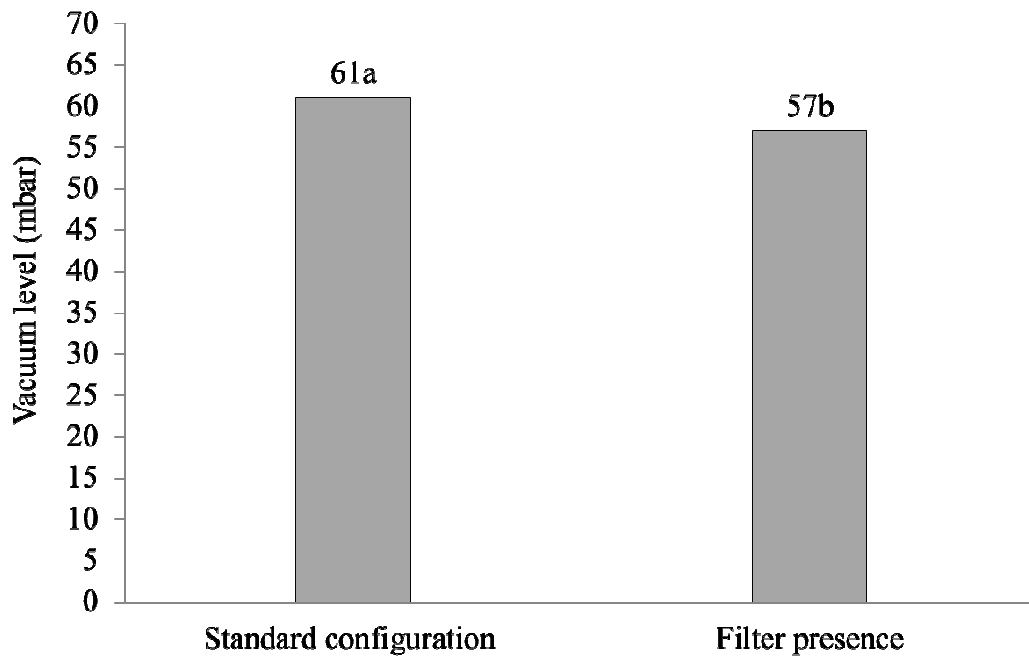
## Figures



2

3 Fig. 1. Filtration system installed for purifying the exhaust air from the drill's fan.

4




1

2 Note: Different letters indicate significant differences between treatments for  $\alpha = 0.05$

3 Fig. 2. Vacuum level measured inside the seeding element with the machine in standard  
4 configuration and equipped with the filter.

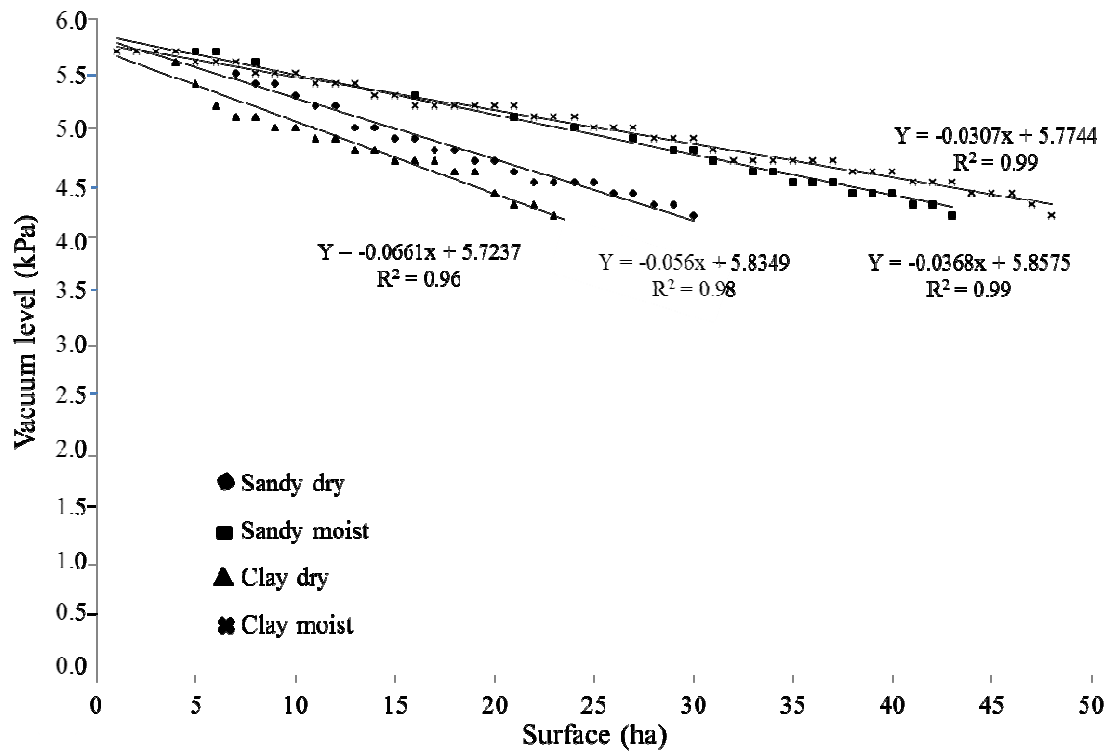
5



1

2 Fig. 3. Tartarazine E102 deposited up to 20 metres from the drill in its standard configuration and  
3 modified with the filtration system.

4



1

2 Fig. 4. Seeded surface versus vacuum level (until drop to 4.2 kPa) relative to soil features.

3

1

## Tables

2 Table 1. Main technical features of the pneumatic seeder used for tests.

Manufacturer	Monosem® NG plus
Seeding elements (#)	6
Row distances (mm)	700
Fan diameter (mm)	420
Fan width (mm)	80
Blades (#)	8
Blade inclination (°)	0
Blade width (mm)	45
Air outlet size (mm)	135 x 80
Outlet air direction	Upwards
Fan rotation speed (rev min <sup>-1</sup> )	4,500
Air velocity (m/s <sup>-1</sup> )	4.4
Airflow rate (m <sup>3</sup> /h <sup>-1</sup> )	210

3

1 Table 2. Technical characteristics of the filter used in the test.

---

Filter case	Cermag 12330
Filter element	Cermag 10810
Length (mm)	300
Diameter (mm)	166
Inlet pipe diameter (mm)	63
Outlet pipe diameter (mm)	58

---

2

1 Table 3. Amount of dust collected in the filter in different soils type.

Type	Soil Water content	Dust (g/ha <sup>-1</sup> )		
		Mean	SD	IQR
Clay	Dry	46.9a	2.7	48.3
	Moist	17.5c	1.1	18.1
Sandy	Dry	35.0b	1.9	35.6
	Moist	19.2c	1.7	20.1

2 Notes: SD = Standard deviation; IQR = interquartile range; Different letters indicate significant differences between treatments for  $\alpha = 0.05$

3

1 Table 4. Seeded surface to obtain a vacuum level of 4.2 kPa.

Soil		Surface (ha)		
Type	Water content	Mean	SD	IQR
Clay	Dry	43b	1.5	44
	Moist	48a	1.0	49
Sandy	Dry	23d	0.6	24
	Moist	30c	0.6	31

2 Notes: SD = Standard deviation; IQR = interquartile range; Different letters indicate significant differences between treatments for  $\alpha = 0.05$