


 Cite this: *RSC Adv.*, 2022, 12, 26640

Ullmann homocoupling of arenediazonium salts in a deep eutectic solvent. Synthetic and mechanistic aspects†

 Giovanni Ghigo,^{ID} *^a Matteo Bonomo,^{ID} *^{ab} Achille Antenucci,^{ID} ^a
Alessandro Damin^{ab} and Stefano Dughera^{ID} *^a

 Received 22nd August 2022
Accepted 8th September 2022

DOI: 10.1039/d2ra05272e

rsc.li/rsc-advances

A deep eutectic solvent (DES) based on glycerol and KF is successfully exploited as a solvent medium in Ullmann homocoupling of arenediazonium salts. The reactions were carried out in mild conditions and target products were obtained in fairly good yields. A computational study is presented aiming to understand the reaction mechanism and Raman spectroscopy is employed as an experimental tool to support it.

Introduction

C–C bond formation reactions has always been one of the most explored areas in organic chemistry and an ever-growing number of methods for C–C bond formation have been proposed.¹ In fact, the development of improved methods for the efficient construction of C–C bonds is of tremendous interest for both academic and industrial worlds, as attested by Nobel Prize awards in chemistry.² On these grounds, metal catalysed cross-coupling reactions stand among the most important protocols that allow C–C to be formed.³ In fact, they are highly valuable synthetic tool used for the preparation of a wide variety of organic compounds, from natural and synthetic bioactive compounds to new organic materials, in all fields of chemistry. The oldest (1901) of these metal-catalyzed coupling reactions is certainly the Ullmann reaction,⁴ an useful protocol for the formation of a new C–C bond between two aryls by the condensation of two molecules of an aromatic halide in the presence of copper. It must be stressed that biaryl compounds are one of the important scaffolds in the field of organic chemistry, and have been extensively applied to pharmaceuticals, functional materials, and agrochemicals.⁵ However, harsh reaction conditions (generally >200 °C), high copper catalyst loading, poor functional group tolerance and generally low yield of the products had drastically limited the applications of classical Ullmann reaction (Scheme 1).

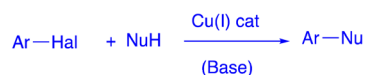
Interestingly, in the last few years with the increasing understanding of its mechanism,⁶ the use and development of different types of ligands and the application of the green technologies allowed the Ullmann reaction to be carried out under milder conditions with optimal yields and with excellent functional group tolerance.⁷ These allow broader applications of the Ullmann reaction, including copper-catalyzed nucleophilic aromatic substitution between various nucleophiles with aryl halides, known as Ullmann-type reactions (Scheme 1).⁸

In particular, quite recently, Capriati and Perna proposed interesting and improved reinterpretations of Ullmann type reactions, reacting aryl halides with aliphatic amines or polyols in a deep eutectic solvent (DES), in mild conditions and without any ligands.⁹ It must be stressed that in recent years, the interest in DESs is growing since they are an environmentally benign and sustainable alternative to the conventional organic solvents and, with good reason, they have been defined as “the solvents of the century”.¹⁰

Aryl halides are generally the preferred electrophilic partners for Ullmann couplings; other types of compounds have rarely been used. In particular, arenediazonium salts, which in other coupling reactions prove to be a valid alternative to aryl



Ullmann homocoupling



Nu = amines, alcohols, phenols, thiols, thiophenols, etc

Ullmann-type coupling

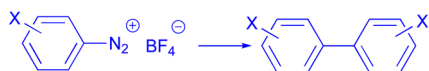
^aDepartment of Chemistry, University of Turin, Via Pietro Giuria 7, 10125 Turin, Italy. E-mail: giovanni.ghigo@unito.it; matteo.bonomo@unito.it; stefano.dughera@unito.it

^bNIS Interdepartmental Centre and INSTM Reference Centre, University of Turin, Via Gioacchino Quarello 15/a, 10125 Turin, Italy

 † Electronic supplementary information (ESI) available: Details of computational method, tables of calculated absolute and relative energies, pictures and cartesian coordinates of all optimized structures, NMR spectra of biaryls 2, ¹³C spectrum of recovered solvent system. See <https://doi.org/10.1039/d2ra05272e>

Scheme 1 Ullmann homocoupling and Ullmann-type coupling.



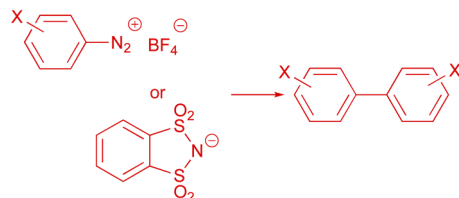


i: X = EWG(s). 1.5 eq CuOTf; MeCN; 0°C-rt

ii: X = EDG(s). 20%mol CuOTf, bipy, 3eq Cu; MeCN; rt

15 examples; yields 7-96%

previous paper: *Tetrahedron*, 2007, 63, 5214.



X = EWG(s) and EDG(s). 10%mol CuCl; DES: glycerol/KF 6:1; rt

17 examples; yields 33-81%

this work

Scheme 2 Ullmann homocoupling of arenediazonium salts.

halides,^{11a,b} in Ullmann reactions have been employed sporadically.¹² In fact, the literature shows only one significant example in which copper triflate (I) catalyzed homocoupling

reactions of arenediazonium salts (bearing either electron donating and electron withdrawing groups) are reported (Scheme 2).^{12d}

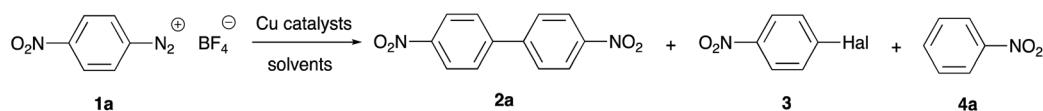
In our previous papers, we carried out a first complete study, both experimental and mechanistic, on the behavior of diazonium salts in deep eutectic solvents (DESs)^{13a} or DESs like solvent system formed by glycerol and potassium halides.^{13b} In fact, despite the increasing use of DESs in organic synthesis they have scarcely utilized in the reactions of diazonium salts. Moreover, it must be stressed that diazonium salt are resourceful building blocks in organic synthesis and the last few years have seen a dramatic resurgence of their chemistry.^{11c} Therefore, in the light of these, in this work we present a thorough study on the Ullmann reactions of arenediazonium salts performed in DESs, in the presence of CuCl as catalyst (Scheme 2).

Results and discussion

Synthetic study

We decided to begin the study by reacting, as a model reaction, 4-nitrobenzenediazonium tetrafluoroborate (**1a**) in the presence of catalytic amounts (10%) of three different Cu(I) catalysts in

Table 1 Trial reactions



Entry	Solvent	Catalyst	Time (h)	T (°C)	Yields of 2a ^a (%)
1	MeCN	CuCl	8	rt	— ^b
2	THF	CuCl	8	rt	— ^b
3	EtOH	CuCl	8	rt	— ^b
4	Gly	CuCl	8	rt	— ^b
5	DMSO	CuCl	4	rt	15 ^c
6	DMSO	CuI	4	rt	12 ^d
7	DMSO	CuCl	2	40	41 ^c
8	DMSO	[(MeCN) ₄ Cu]PF ₆	2	40	40
9	DMSO	CuI	2	40	35 ^d
10	DMSO	CuCl ^{e,f}	2	40	40 ^c
11	DMSO	Cu	3	40	32 ^g
12	Gly/K ₂ CO ₃ 6 : 1	CuCl	8	rt	— ^h
13	Gly/Cs ₂ CO ₃ 6 : 1	CuCl	8	rt	— ^h
14	Gly/KF 6 : 1	—	5 min	rt	— ⁱ
15	Gly/KF 6 : 1	—	20 min	rt	— ^j
16	Gly/KF 6 : 1	CuCl ^{e,f}	1	rt	73 ^{c,k}
17	Gly/KF 6 : 1	CuCl	2	rt	62 ^{c,l}
18	Gly/KF 6 : 1	CuI	1	rt	68 ^d
19	Gly/KF 10 : 1	CuCl	1	rt	60 ^c
20	Gly/KF 4 : 1	CuCl	2	rt	45 ^c

^a The reactions were carried out with 2 mmol of **1a** and 10 mol% of Cu(I) catalysts. Yields refer to pure and isolated 4,4'-dinitrobiphenyl (**2a**). ^b The main product was nitrobenzene (**4a**). ^c GC-MS analyses of crude residues showed the presence of **2a**, 1-chloro-4-nitrobenzene (**3a**) and **4a**. The only isolated product was **2a**. ^d GC-MS analyses of crude residue showed the presence of 2, 1-iodo-4-nitrobenzene (**3a'**) and **4a**. The only isolated product was **2a**. ^e Carrying out the reaction in the presence of 1,10-phenanthroline as a ligand, no significant increases in yield of **2a** occurred. ^f Higher amounts of CuCl did not lead to significant increases in yields. On the contrary, the yields were lower using smaller amounts of CuCl (5%). ^g The reactions were carried out with 2 mmol of **1a** and 50 mol% of Cu catalysts. ^h Only unreacted **1a** was recovered. ⁱ The only product was **4a** (86% yield). ^j The reaction was carried out under a nitrogen flow. The only product was **4a** (72% yield). ^k Carrying out the reaction at 40 °C, no significant increases in yield of **2a** occurred. ^l The reaction was carried out under a nitrogen flow.



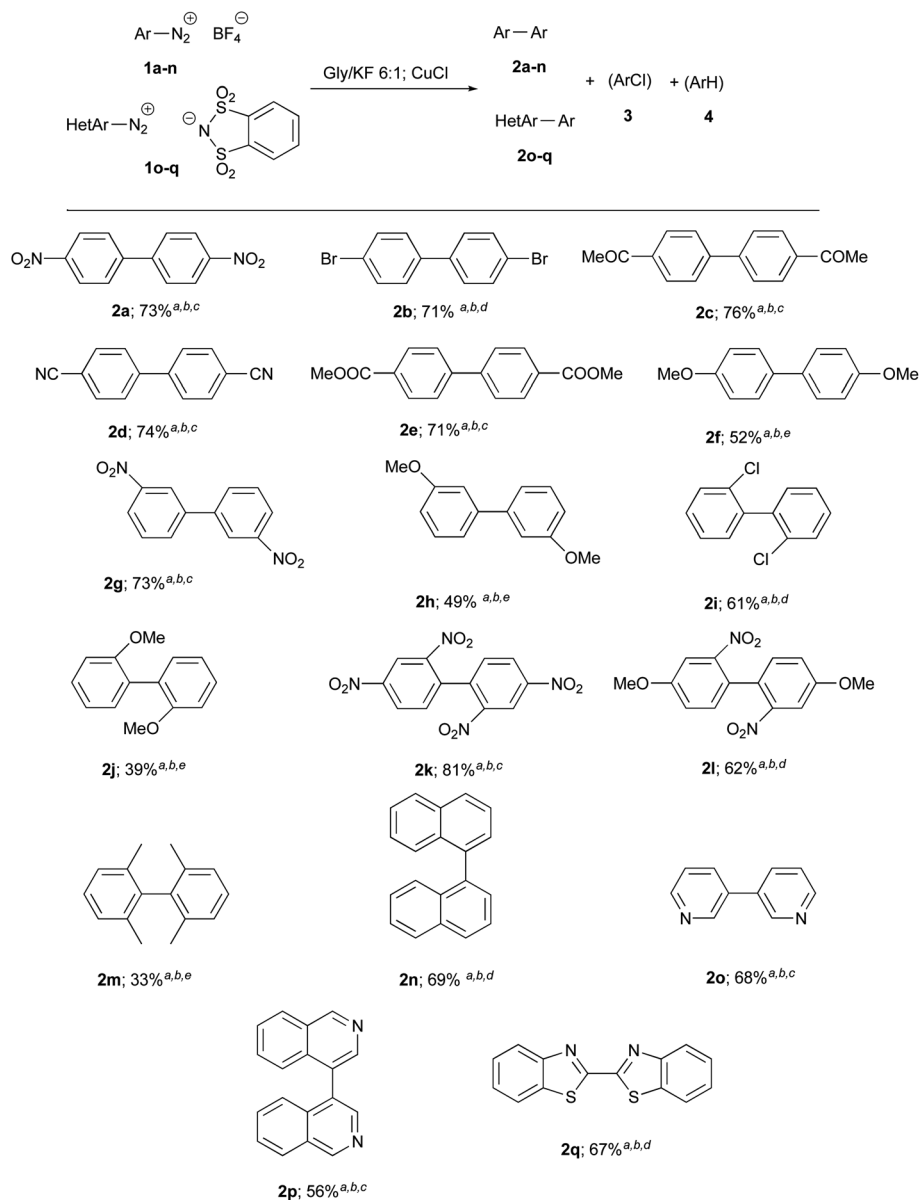
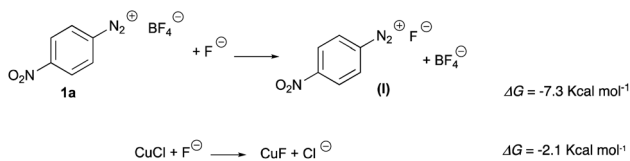


Chart 1 Synthesis of biaryl **2a–n** or heterobiaryls **2o–q**. ^a The reactions were carried out with 2 mmol of salts **1** and 10 mol% of CuCl. ^b GC-MS analyses of crude residues showed the presence of biaryls **2**, 1-chlorobenzene derivatives **3** and arenes **4**. The only isolated products was **2**. ^c The reaction time was about 1 h. ^d The reaction time was about 2 h. ^e The reaction times was about 3 h.



Scheme 3 Conversion of **1a** and CuCl in fluoride derivatives.

several organic solvents and at different temperatures. The results are reported in Table 1. Only in DMSO at 40 °C (in the presence of CuCl, CuI and [(MeCN)₄Cu]PF₆ as catalysts) we obtained some amount of the target 4,4'-dinitrobiphenyl (**2a**; Table 1; entries 7,8,9). Few amount of 1-chloro-4-nitrobenzene

(**3a** or 1-iodo-4-nitrobenzene **3b**), deriving from collateral Sandmeyer reactions and nitrobenzene (**4a**) was also recovered (Table 1; entries 7 and 9). We try to add also a ligand such as 1,10-phenanthroline^{8b} without significant increases in yield (Table 1; entry 10, note *e*). It must be stressed that also Cu(0) in powder, as an alternative to Cu(i), was able to catalyze the reaction, allowing to obtain the target **2a** with a yield comparable to that obtained with CuCl, especially using Cu(0) in an amount of 50 mol% (Table 1; entry 11).

On these basis, we decided, in the light our previous researches,¹³ to use DES as privileged solvent. Obviously, we have to choose a DES without halide salts as hydrogen bond acceptor to avoid Sandmeyer reactions. We tested DESs in which the hydrogen bond acceptor (HBA) is a salt (*i.e.* K₂CO₃ or



Cs_2CO_3) lacking halide anions (Table 1; entries 12 and 13). Unfortunately, no reaction occurred due to the low solubility of the salt in these mixtures. In the light of these results, we resolved to use alkali fluorides as HBAs. In fact, it is well known that it is impossible to obtain aryl fluorides with Sandmeyer reaction. In our previous research, we found that, in this solvent system formed by glycerol and KF in 6 : 1 ratio, a fast hydro-diazotation reaction occurred, with the formation of nitrobenzene (Table 1; entry 14).^{13a} However, with our delight, adding first CuCl and then diazonium salt to this solvent system, we obtained the target homocoupling adduct 4,4'-dinitrobiphenyl (**2a**) in good yields. The only by-products were **3a** and **4a** (Table 1; entry 16). No traces of possible ether, resulting from the nucleophilic attack of the OH groups of glycerol, were never found.

Indeed, there are many advantages associated with diazonium salts. These include their greater reactivity due to the fact that the diazonium group is a better nucleofuge than the halide, which allows the use of mild reaction conditions. Moreover, the reaction do not require a base or additional ligands.

The good yield and simplicity of the procedure encouraged us to explore the generality and scope of this reaction further, using different salts **1a-n**. The results are shown in Chart 1. The best results were obtained in the presence of electron-withdrawing groups: **2** were obtained in higher yields and shorter reactions times (about 1 h). Since heteroarenes tetrafluoroborate are often not stable, three heteroarene diazonium *o*-benzenedisulfonimides **1o-q** were alternatively prepared and provided target heterobiaryls **2o-q** with satisfactory yields.

Mechanistic study

The mechanism for the coupling of two equivalents of 4-nitrobenzenediazonium salt **1a** to 4,4'-dinitrobiphenyl **2a** was studied by DFT method (the details are reported in ESI†). We first noticed that the thermodynamics and the large concentration of fluoride could convert the diazonium tetrafluoroborate and the copper chloride in their fluoride derivatives (Scheme 3):

The reaction energy profile and mechanism are shown in Fig. 1; all data and pictures of all structures are reported in ESI.† The diazonium fluoride **I** forms the complex **I-1** with the copper fluoride **II**, then the fluoride ion moved from the diazonium moiety to the copper to form the complex **I-2**. The rate determining step of the mechanism is the oxidative addition of the aryl moiety and of the dinitrogen to the copper in **TS_{OA}** (Fig. 2, left) which is located only 16.2 kcal mol⁻¹ above the reactants in term of free energy and 4.1 kcal mol⁻¹ in term of energy and followed by a downhill sequence of steps from the intermediate **I-3**. This one loses dinitrogen to form **I-4** which is then reduced by the DES through its deprotonated form, the glycerolate **III** (see also ref. 13a) to form glyceroxyl **IV** and the intermediate **I-5**. The free energy barrier (10.8 kcal mol⁻¹ with respect to **I-4**) is calculated by Marcus theory.¹⁴ Then **I-5** captures a second diazonium fluoride **I** yielding the complex **I-6**. Again the fluoride moves to copper forming **I-7** then an internal redox reaction takes place: the copper reduces the aryldiazonium to a aryldiazene radical in **I-8**. This process is thermodynamically nearly neutral and it is followed by the fast release of dinitrogen through **TS_{NN}** that forms **I-9**. After the loss of N₂, the intermediate **I-10** gives rise to the C-C coupling through **TS_{CC}** (Fig. 2,

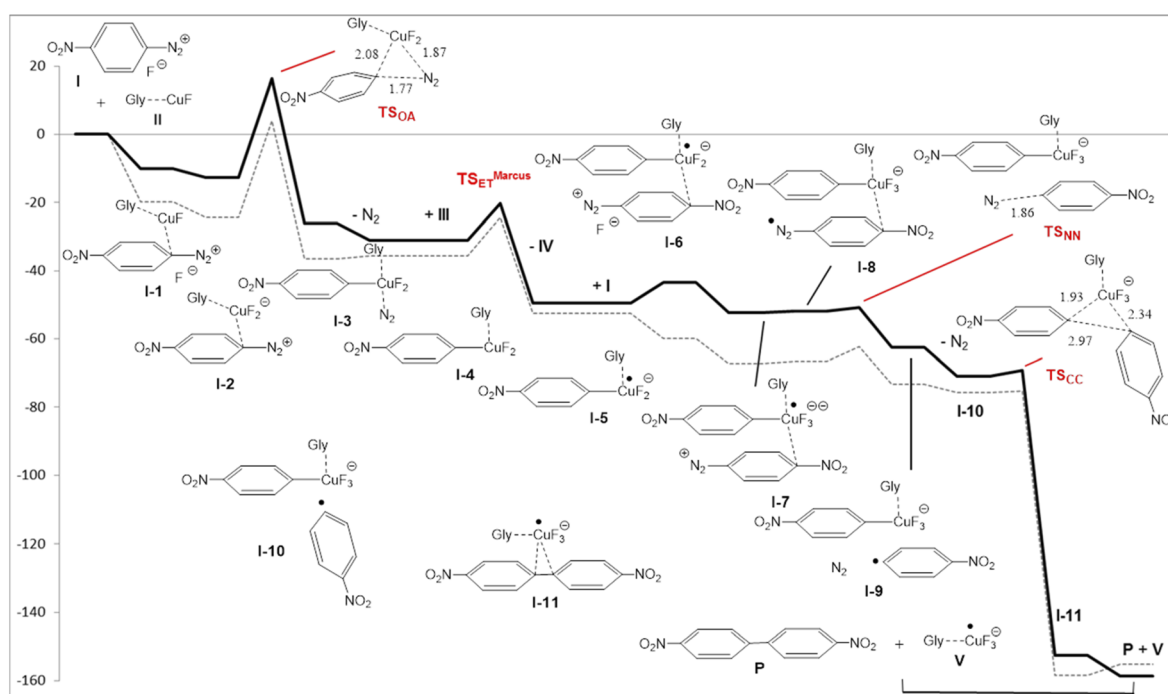


Fig. 1 Energy ($E + \text{ZPE}$, dashed line) and free energy (thick line) profiles (in kcal mol⁻¹) for the copper/DES catalyzed coupling of two 4-nitrobenzenediazonium salt **1a** to 4,4'-dinitrobiphenyl (**2a**).



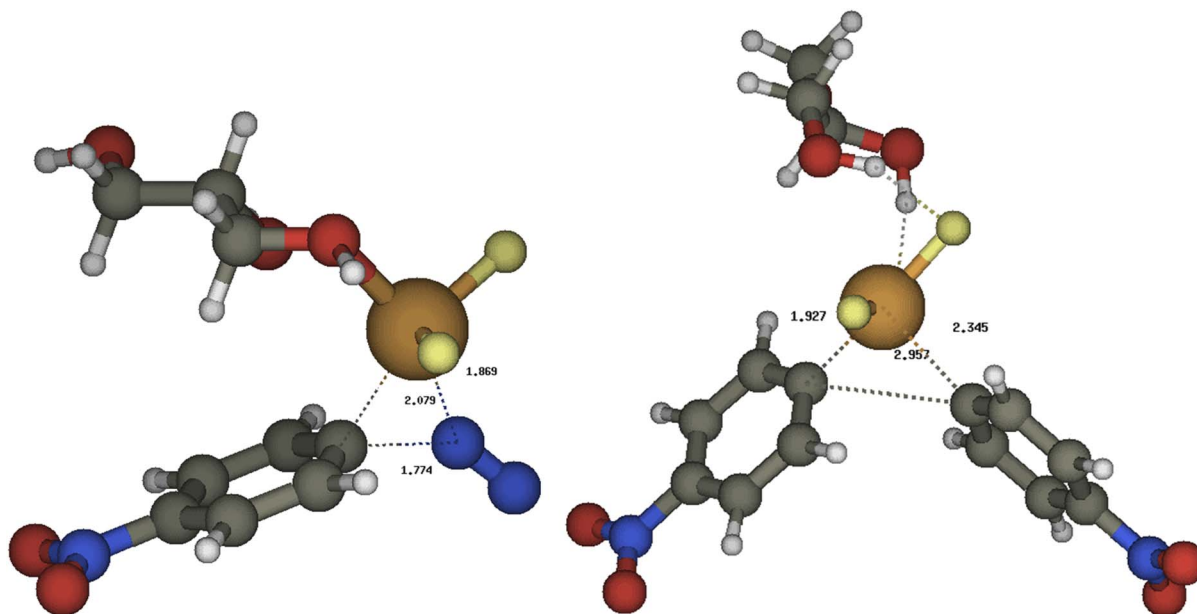
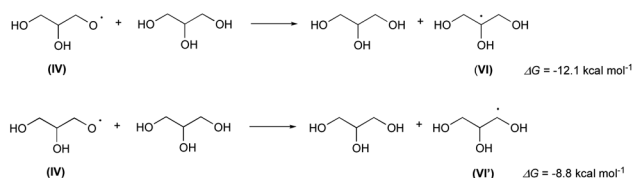


Fig. 2 The most relevant transition structures for the copper/DES catalyzed coupling of two 4-nitrobenzenediazonium salt to 2a: left TS_{OA} , right TS_{CC} .



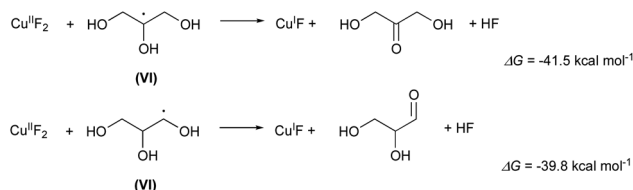
Scheme 4 Extraction of H from glycerol by glyceroyl (IV).

right) yielding the complex between the final products **P** (indeed **2a**) and $Cu^{II}F_3^-$, **I-11** that finally, dissociates.

As observed in our previous paper,^{13a} the glyceroyl **IV** quickly abstract a hydrogen atom from glycerol generating a new glycerol molecule and the 2-glyceroyl radical **VI** (or the 1-glyceroyl **VI'**; Scheme 4):

Finally, the radicals **VI** or **VI'** regenerate the catalytic copper(i) yielding as byproducts 1,3-dihydroxypropanone or 1,2-dihydroxypropanale as byproducts (Scheme 5):

The two carbonyl compounds, have both been identified in the NMR spectra of the recovered Gly/KF solvent system (ESI pag. 55†). In fact, the signals are consistent with the presence, in small amounts though, of both dihydroxypropanone



Scheme 5 Formation of by-products 1,3-dihydroxypropanone or 1,2-dihydroxypropanale.

(quaternary carbon at 211.97 ppm) and glyceraldehyde (quaternary carbon of the hydrated form at 89.76 ppm, primary carbon at 64.85 ppm, secondary carbon at 74.08 ppm).¹⁵ The primary carbon of dihydropropanone is likely hidden by the signal at 62.50 ppm (primary carbon of glycerol).

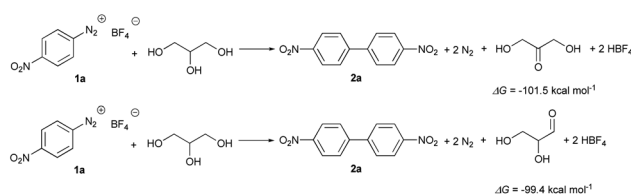
Therefore, the global reactions are (Scheme 6):

Finally, it must be stressed that, in the light of the proposed mechanism, there is an important difference with respect to classic Ullmann protocol, namely the consumption of the less expensive glycerol instead of the metallic copper.

Raman measurements

In order to get further insights into the nature of the species involved in the reaction, we performed some Raman measurements on diazonium salt **1a**/DES-CuCl solutions. The results are reported in Fig. 3.

As it can be seen from the comparison between Raman spectrum obtained on **1a**/DES-CuCl solutions (red, orange and blue solid lines in Fig. 3A) they significantly differ from those obtained respectively on solid **1a** and bare DES-CuCl (light grey and black solid lines in Fig. 3A, respectively). In particular it can be noticed that the band located at 2304 cm^{-1} in the Raman spectrum of solid **1a** assignable to the stretching mode



Scheme 6 Global reactions.



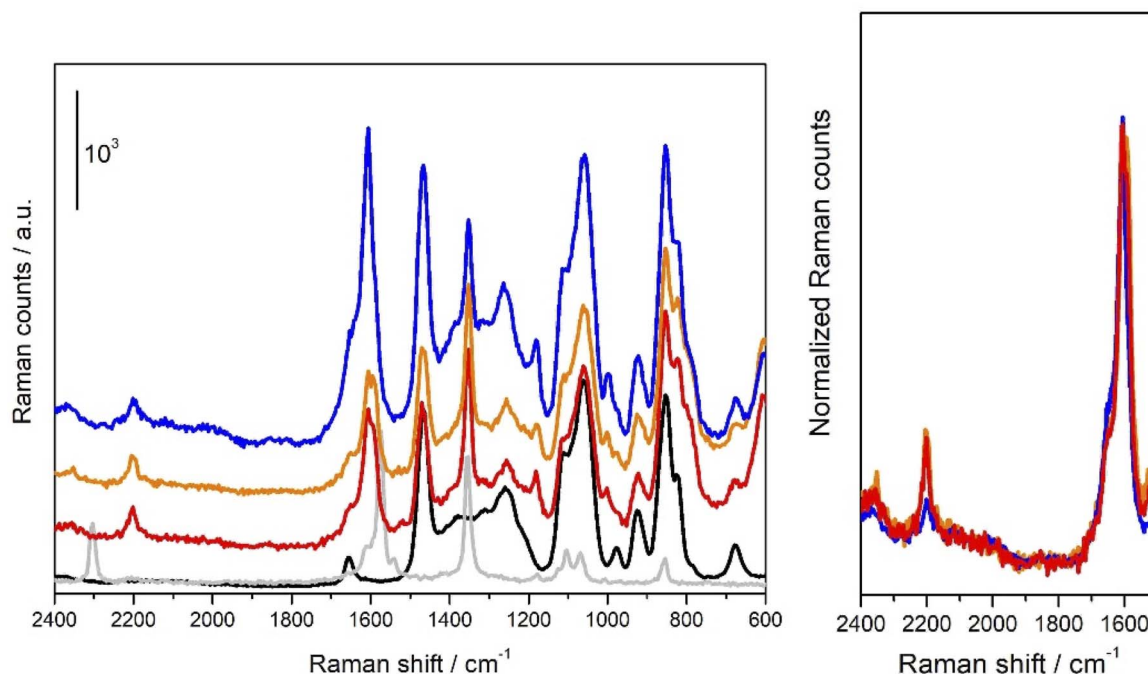


Fig. 3 (A) on the left: Raman spectra obtained respectively on solid **1a** (grey solid line), DES–CuCl (black solid line), **1a**/DES–CuCl solution in closed vessel (red and orange solid lines), **1a**/DES–CuCl solution after the removal of cap (solid blue line); (B) on the left: normalized Raman spectra in the 2400–1500 cm^{-1} Raman shift region (colour code as in the (A) part).

involving $\text{N}^+\equiv\text{N}$ moiety of **1a**, moves to 2204 cm^{-1} ($D_n = -100\text{ cm}^{-1}$) when **1a**/DES–CuCl solutions are concerned.¹⁶ Conversely, band at 1354 cm^{-1} in solid **1a** (assignable to NO_2 groups involving modes) remains quite unaffected by the interaction with DES–CuCl. The $1620\text{--}1560\text{ cm}^{-1}$ range (typically related to C–C stretching modes of phenyl ring) is characterized by a well-defined band at 1572 cm^{-1} in solid **1a** and undergoes a significant modification after interaction with DES–CuCl, evolving in a complex envelope characterized by two peaks falling respectively at 1606 and 1597 cm^{-1} . It is worth noticing that a close inspection of spectra reported in Fig. 3A as red/orange (recorded in a close vessel) and blue (recorded in the same vessel after removing the cap) solid lines evidenced a further evolution; in particular, as emerging by data reported in Fig. 3B, where the same curves are reported after normalization at the 1606 cm^{-1} centred peak, a considerable erosion of the 2204 cm^{-1} band can be observed. This observation let us to hypothesize that red/orange curves contains:

(i) The vibrational features characteristic of **1a** molecules interacting with DES–CuCl (testified by the band located at 2204 cm^{-1}) and mainly involving the $\text{N}^+\equiv\text{N}$ moiety of **1a** molecule, the latter likely being intermediate actors of the reaction more than simply spectators.

(ii) Species coming from reacted **1a** molecules and responsible for the band at 1606 cm^{-1} and possibly for that one located at 1597 cm^{-1} which could superimpose to signal (located at 1572 cm^{-1} in the solid) relative to just DES–CuCl perturbed **1a** molecules.

As a matter of fact, the peak centred at 1606 cm^{-1} become predominant in Raman spectrum obtained when **1a**/DES–CuCl

is exposed to air, reaching an intensity ratio with respect to the 1597 cm^{-1} as that observed for diphenyl specie **2a**.¹⁷

It should be noted that it was impossible to record a “zero-time” reaction spectrum (*i.e.* a spectrum right after the addition of **1a**): indeed, the reaction is already partially occurred during the time needed for a complete Raman measurement.

More in details, the red and orange spectra are related to the first and the fourth scan (each scan lasts for 400 seconds), respectively, recorded for a reaction ongoing in a closed vessel: as one can see, after an almost instantaneous reaction as proved by the rising of peaks ascribable to the diphenyl product (*vide supra*) the latter seems to reach an equilibrium state (orange spectra). This equilibrium state could be easily break only if the cap is removed from the vessel: indeed, the reaction starts again (as proved by the bubbling) and it continues till the peak at 2204 cm^{-1} completely disappears. One should note that if the reaction is conducted in an open vessel, it proceeds without any equilibrium till the diazonium salt is completely consumed. We tentatively ascribed such a behaviour to a control of the reaction governed by the partial pressure of N_2 into the vessel. In fact, the reactions of **1a** in Gly/KF 6 : 1 DES, carried out under nitrogen flow, both in the presence and in the absence of copper, showed a significant slowdown (Table 1; entries 15 and 17).

Conclusions

We have proposed here a mild, easy and efficient revisitation of Ullmann protocol carried out in deep eutectic solvent as green and sustainable solvent media and using diazonium salts as an alternative to classical aryl halides. The key points of the

reaction mechanism that we propose consists in the oxidative addition of the first equivalent of arenediazonium salt to the copper catalyst followed by reduction of intermediate by the DES then by the C–C coupling with the second arenediazonium salt equivalent. The reductant property of the DES operates again in the regeneration of the copper(I) catalyst instead of the metallic copper. Furthermore, Raman spectroscopy reveals its interesting role in monitoring the reactive species, proving the remarkably different coordination of the diazonium salt once dissolved in DES compared to solid state; additionally, these measurements prove the kinetic control of the reaction that is driven by the removal of molecular N₂ from the reaction environment.

Finally, it must be stressed that diazonium salt are resourceful building blocks in organic synthesis and the last few years have seen a dramatic resurgence of their chemistry. The reactions of diazonium salts in deep eutectic solvents is a field so far little explored and can become a valuable tool not only to make their chemistry more sustainable but also useful for finding new types of reactivity.

Experimental

General

All the reactions were carried out in open air glassware. Analytical grade reagents and solvents (purchased from Merck or Alfa-Aesar) were used and reactions were monitored by GC, GC-MS and TLC. Column chromatography and TLC were performed on Merck silica gel 60 (70–230 mesh ASTM) and GF 254, respectively. Petroleum ether refers to the fraction boiling in the range 40–70 °C. Room temperature is 22 °C. Mass spectra were recorded on an HP 5989B mass selective detector connected to an HP 5890 GC with a methyl silicone capillary column. GC analyses were performed on a PerkinElmer AutoSystem XL GC with a methyl silicone capillary column. ¹H NMR and ¹³C NMR spectra were recorded on a Jeol ECZR spectrometer at 600 and 150 MHz respectively. Arenediazonium tetrafluoroborates,¹⁸ arenediazonium *o*-benzenedisulfonimides^{8a} and DES (glycerol/KF 6 : 1)^{12a} were prepared as reported in the literature. Structures and purity of biaryls **2** were confirmed by their spectral (NMR, MS) and physical data, substantially identical to those reported in the literature. Their NMR spectra are reported in ESI.†

Raman spectra have been collected on an *inVia Raman Microscope* and adopting a 244 nm exciting LASER line. LASER light/backscattered light have been focused/collected on/from samples through a 15× objective. In the case of solid powders, 5% of the total LASER power has been admitted to reach the samples which were maintained under rotation to avoid/reduce possible decomposition induced by LASER light. For solutions (measured in a Helma QS cuvette and subjected to a magnetic stirring), 10% of the total laser power has been adopted. In any case, stability of samples under the LASER light have been carefully investigated. Backscattered light (after Rayleigh light removal through an edge filter) have been analysed by a 3600 l mm⁻¹ grating and collected through a CCD Peltier cooled detector. For powder, the presented spectrum is

resulting from the average of 2 Raman spectra (20 × 20'' acquisitions) acquired consecutively. For solutions, the presented spectra resulted from 20 × 20'' acquisitions.

Ullmann homocoupling: typical procedure. Preparation of 4,4'-dinitrobiphenyl (2a)

Copper chloride (19.8 mg; 0.2 mmol; 10% mol) was added to a glycerol/KF 6 : 1 (5 mL) solvent system. The mixture was stirred at room temperature for 30 min, until the formation of a homogeneous suspension. 4-Nitrobenzenediazonium tetrafluoroborate (**1a**, 474 mg, 2 mmol) was then added to this mixture which was stirred at room temperature for 1 h; the completion of the reaction was confirmed by the absence of azo coupling with 2-naphthol. Then, the reaction mixture was poured into Et₂O/H₂O (10 mL, 1 : 1). The aqueous layer was separated and extracted with Et₂O (5 mL). The combined organic extracts were washed with H₂O (5 mL), dried with Na₂SO₄ and evaporated under reduced pressure. GC-MS analyses of the crude residue showed a mixture of 4,4-dinitrobiphenyl (**2a**), as the major product, MS (EI): *m/z* = 244 [M]⁺. Nitrobenzene (**4a**), MS (EI): *m/z* = 123 [M]⁺ and 1-chloro-4-nitrobenzene (**3b**), MS (EI): *m/z* = 157 [M]⁺ were also detected. The crude residue was chromatographed in a short chromatographic column (eluent petroleum ether/ethyl ether 9 : 1) and pure **2a** was obtained (GC, GC-MS, TLC and NMR; 179 mg, 73%). In order to recover the solvent system (Gly/KF 6 : 1), the aqueous layer was evaporated under reduced pressure, a ¹³C NMR spectrum (D₂O; ESI, page. 55†) was recorded.

Author contributions

G. G.: general organization, conceptualization, writing, review and editing, DFT calculations; M. B.: general organization, conceptualization, writing, review and editing, Raman measurements; A. A.: homocoupling reactions; A. D.: Raman measurements; S. D.: general organization, conceptualization, writing, review and editing, halodediazotation reactions, supervision, funding acquisition.

Conflicts of interest

There are no conflicts to declare.

Acknowledgements

This work has been supported by the University of Torino and by Ministero dell'Università e della Ricerca Scientifica.

References

- (a) E. J. Corey and X. M. Cheng, *The Logic of Chemical Synthesis*, John Wiley & Sons: Chichester, 1989; (b) B. Perry, T. F. Brewer, P. J. Sarver, D. M. Schultz, D. A. Di Rocco and D. W. C. MacMillan, *Nature*, 2018, **560**, 70.
- C. C. Johansson Seechurn, M. O. Kitching, T. J. Colacot and V. Snieckus, *Angew. Chem., Int. Ed.*, 2012, **51**, 5062.



- 3 (a) *Metal-Catalyzed Cross-Coupling Reactions*, ed. A. de Meijere and F. Diederich, Wiley-VCH; Weinheim, Germany, 2nd edn, 2004; (b) K. C. Nicolaou, P. G. Bulger and D. Sarlah, *Angew. Chem., Int. Ed.*, 2005, **44**, 4442; (c) A. Biffis, P. Centomo, A. Del Zotto and M. Zecca, *Chem. Rev.*, 2018, **118**, 2249; (d) L.-C. Campeau and N. Hazari, *Organometallics*, 2019, **38**, 3.
- 4 (a) F. Ullmann and J. Bielecki, *Chem. Ber.*, 1901, **34**, 2174; (b) F. Ullmann, *Ber. Dtsch. Chem. Ges.*, 1903, **36**, 238; (c) F. Monnier and M. Taillefer, *Angew. Chem., Int. Ed.*, 2008, **47**, 3096; (d) C. Sambriago, S. P. Marsden, A. J. Blacker and P. C. McGowan, *Chem. Soc. Rev.*, 2014, **43**, 3525; (e) S. Mondal, *ChemTexts*, 2016, **2**, 17; (f) M. Lackinger, *Chem. Commun.*, 2017, **53**, 7872; (g) T. Garnier, M. Danel, V. Magnè, A. Pujol, V. Beneteau, P. Pale and S. Chassaing, *J. Org. Chem.*, 2018, **83**, 6408; (h) Q. Yang, Y. Zhao and D. Ma, *Org. Process Res. Dev.*, 2022, **26**, 1690.
- 5 (a) T. W. Wallace, *Org. Biomol. Chem.*, 2006, **4**, 3197; (b) S. Yuan, J. Chang and B. Yu, *Top. Curr. Chem.*, 2020, **378**, 23.
- 6 (a) E. Sperotto, G. P. M. van Klink, G. van Koten and J. G. de Vries, *Dalton Trans.*, 2010, **39**, 10338; (b) X. Ribas and I. Güell, *Pure Appl. Chem.*, 2014, **86**, 345.
- 7 (a) G. Clavè, C. Garell, C. Poullain, B.-L. Renard, T.-K. Olszewski, B. Lange, M. Shutcha, M.-P. Faucon and C. Grison, *RSC Adv.*, 2016, **6**, 59550; (b) F. Ferlin, V. Trombettoni, L. Luciani, S. Fusi, O. Piermatti, S. Santoro and L. Vaccaro, *Green Chem.*, 2018, **20**, 1634; (c) G. Yashwantrao and S. Saha, *Tetrahedron*, 2021, **97**, 132406; (d) Z. Zuo, R. S. Kim and D. A. Watson, *J. Am. Chem. Soc.*, 2021, **143**, 1328.
- 8 (a) Y.-J. Chen and H.-H. Chen, *Org. Lett.*, 2006, **8**, 5609; (b) R. A. Altman, A. Shafir, P. A. Lichtor and S. L. Buchwald, *J. Org. Chem.*, 2008, **73**, 284–286; (c) Y. Zhang, X. Yang, Q. Yao and D. Ma, *Org. Lett.*, 2012, **14**, 3056; (d) R. Lv, Y. Wang, C. Zhou, L. Li and R. Wang, *ChemCatChem*, 2013, **5**, 2978; (e) W. Zhou, M. Fan, J. Yin, Y. Jiang and D. Ma, *J. Am. Chem. Soc.*, 2015, **137**, 11942; (f) J. Gao, S. Bhunia, K. Wang, L. Gan, S. Xia and D. Ma, *Org. Lett.*, 2017, **19**, 2809; (g) W. Liu, J. Xu, X. Chen, F. Zhang, Z. Xu, D. Wang, Y. He, X. Xia, X. Zhang and Y. Liang, *Org. Lett.*, 2020, **22**, 7486–7490; (h) A. Antenucci and S. Dughera, *Reactions*, 2022, **32**, 300.
- 9 (a) A. F. Quivelli, P. Vitale, F. M. Perna and V. Capriati, *Front. Chem.*, 2019, **7**, 723; (b) A. F. Quivelli, M. Marinò, P. Vitale, J. Garcia-Alvarez, F. M. Perna and V. Capriati, *ChemSusChem*, 2022, **15**, e202102211; (c) A. F. Quivelli, F. V. Rossi, P. Vitale, J. Garcia-Alvarez, F. M. Perna and V. Capriati, *ACS Sustainable Chem. Eng.*, 2022, **10**, 4065.
- 10 (a) A. P. Abbott, D. Boothby, G. Capper, D. L. Davies and R. K. Rasheed, *J. Am. Chem. Soc.*, 2004, **126**, 9142; (b) S. Khandelwal, Y. K. Tailor and M. Kumar, *J. Mol. Liq.*, 2016, **215**, 345; (c) D. A. Alonso, A. Baeza, R. Chinchilla, G. Guillena, I. M. Pastor and D. J. Ramón, *Eur. J. Org. Chem.*, 2016, 612; (d) Y. Marcus, *Deep Eutectic Solvents*, Springer International Publishing, 2019; (e) B. B. Hansen, S. Spittle, B. Chen, D. Poe, Y. Zhang, J. M. Klein, A. Horton, L. Adhikari, T. Zelovich, B. W. Doherty, B. Gurkan, E. J. Maginn, A. Ragauskas, M. Dadmun, T. A. Zawodzinski, G. A. Baker, M. E. Tuckerman, R. F. Savinell and J. R. Sangoro, *Chem. Rev.*, 2020, **121**, 1232; (f) S. E. Hooshmand, R. Afshari, D. J. Ramón and R. S. Varma, *Green Chem.*, 2020, **22**, 3668.
- 11 (a) A. Roglans, A. Pla-Quintana and M. Moreno-Mañas, *Chem. Rev.*, 2006, **106**, 4622; (b) F.-X. Felpin and S. Sengupta, *Chem. Soc. Rev.*, 2019, **48**, 1150; (c) F. Mo, D. Qiu, L. Zhang and J. Wang, *Chem. Rev.*, 2021, **121**, 5741.
- 12 (a) E. R. Atkinson, C. R. Morgan, H. Warren and T. J. Manning, *J. Am. Chem. Soc.*, 1945, **67**, 1513; (b) T. Cohen, R. J. Lewarchik and J. Z. Tarino, *J. Am. Chem. Soc.*, 1974, **96**, 7753; (c) P. J. Montoya-Pelaez, Y.-S. Uh, C. Lata, M. P. Thompson, R. P. Lemieux and C. M. Crudden, *J. Org. Chem.*, 2006, **71**, 5921; (d) I. Cepanec, M. Litvic, J. Udikovic, I. Pogorelic and M. Lovric, *Tetrahedron*, 2007, **63**, 5614.
- 13 (a) A. Antenucci, M. Bonomo, G. Ghigo, L. Gontrani, C. Barolo and S. Dughera, *J. Mol. Liq.*, 2021, **339**, 116743; (b) G. Ghigo, M. Bonomo, A. Antenucci, C. Reviglio and S. Dughera, *Molecules*, 2022, **9**, 1909.
- 14 (a) R. A. Marcus, *Angew. Chem., Int. Ed. Engl.*, 1993, **32**, 1111; (b) A. de Aguirre, I. Funes-Ardoiz and F. Maseras, *Inorganics*, 2019, **7**, 32; (c) M. P. Doyle, J. K. Guy, K. C. Brown, S. N. Mahapatro, C. M. VanZyl and J. R. Pladziewicz, *J. Am. Chem. Soc.*, 1987, **109**, 1536.
- 15 R. Nguyen, M. Amouroux, A. Duda and Z. Mouloungui, *J. Am. Oil Chem. Soc.*, 2020, **97**, 679.
- 16 S. Betelu, I. Tijnelyte, L. Boubekeur-Lecaque, I. Ignatiadis, A. C. Schnepf, E. Guenin, N. Bouchemal, N. Felidj, E. Rinnert and M. Lamy de la Chapelle, *J. Org. Inorg. Chem.*, 2017, **3**, 1.
- 17 I. Gener, G. Buntinx and C. Brémard, *Microporous Mesoporous Mater.*, 2000, **41**, 253.
- 18 A. Roe, *Preparation of Aromatic Fluorine Compounds from Diazonium Fluoborates in Organic Reactions*, John Wiley & Sons, Inc., Hoboken, NJ, USA, 2011; pp. pp. 193–228R.

