

AperTO - Archivio Istituzionale Open Access dell'Università di Torino

Nonequilibrium fluctuations of the direct cascade in surface quasi-geostrophic turbulence

This is a pre print version of the following article:

Original Citation:

Availability:

This version is available <http://hdl.handle.net/2318/2020710> since 2024-10-07T10:27:11Z

Published version:

DOI:10.1103/physrevfluids.9.094601

Terms of use:

Open Access

Anyone can freely access the full text of works made available as "Open Access". Works made available under a Creative Commons license can be used according to the terms and conditions of said license. Use of all other works requires consent of the right holder (author or publisher) if not exempted from copyright protection by the applicable law.

(Article begins on next page)

Non-equilibrium fluctuations of the direct cascade in Surface Quasi Geostrophic turbulence

V.J. Valadao^{1,2a}, T. Ceccotti¹, G. Boffetta^{1,2}, and S. Musacchio^{1,2}

¹*Dipartimento di Fisica - Università degli Studi di Torino,*

Via P. Giuria, 1, 10125 Torino, Italy.

²*INFN Sezione di Torino, Via P. Giuria 1, 10125 Torino, Italy.*

^a Corresponding author: victor.dejesusvaladao@unito.it

Abstract

We study the temporal fluctuations of the flux of surface potential energy in Surface Quasi-Geostrophic (SQG) turbulence. By means of high-resolution, direct numerical simulations of the SQG model in the regime of forced and dissipated cascade of temperature variance, we show that the instantaneous imbalance in the energy budget originate a subleading correction to the spectrum of the turbulent cascade. Using a multiple scale approach combined with a dimensional closure we derive a theoretical prediction for the power-law behavior of the corrections, which holds for a class of turbulent transport equations known as α -turbulence. Further, we develop and apply a method to disentangle the equilibrium and non-equilibrium contribution in the instantaneous spectra, which can be generalized to other turbulent systems.

I. INTRODUCTION

The Surface Quasi-Geostrophic (SQG) equation has been proposed as a model to describe the flow determined by the conservation of buoyancy at the surface of a stratified fluid in rotation [1, 2]. Within the framework of quasi-geostrophic flows, the SQG has been used as a model for the dynamics of the Earth's atmosphere at the tropopause [3], for the surface dynamics of the oceans [4], and, more recently, for the convective motions in Jupiter's atmosphere [5].

Besides its interest in geophysical and astrophysical applications, the SQG equation is appealing also for theoretical studies of turbulence. Formally, the SQG can be seen as a specific instance of a broader class of two-dimensional (2D) models, the so-called α -turbulence models [6], which generalizes the 2D Navier-Stokes (NS) equation and describe the transport of an active scalar field by a 2D incompressible flow. The latter is determined by a functional relation between the stream function and the scalar field itself. In analogy with the case of the 2D NS equation, the α -turbulence possesses two quadratic inviscid invariants, which gives rise to a double cascade phenomenology, with an inverse cascade of one invariant toward large scales and a direct cascade of the other toward small scales.

In the SQG case, the transported scalar field corresponds to the potential surface temperature, and the two invariants are the total energy and the surface potential energy. A peculiarity of the SQG model is that the hypothesis of a constant flux of the surface potential energy toward small scales leads to the dimensional prediction for a Kolmogorov-like

spectrum $k^{-5/3}$ [1, 6] in the range of wavenumbers corresponding to the direct cascade. Therefore, the SQG model displays distinctive features of both 2D and 3D turbulent flows. For this reason, it attracted the attention of the scientific community interested in the statistical properties of turbulent cascades and transport in turbulent flows [7–10] as well as in the development of singularities [11, 12] and spontaneous stochasticity [13].

It is worth to notice that, in general, the $k^{-5/3}$ prediction holds only for the time-averaged energy spectrum, since it relies on the assumption of statistical stationarity of the system. In a turbulent flow, instantaneous imbalance can occur between the injection at large-scale due to the external forcing and the small-scale dissipation. In the case of 3D NS turbulence, theoretical studies performed with a two-scale direct-interaction approximation method [14] and with the multiple-scale perturbation method [15] showed that the temporal fluctuations of the energy flux results in a sub-leading correction for the slope of the instantaneous energy spectra [14–16].

In this paper, we address the issue of the non-equilibrium correction to the energy spectrum of the direct cascade of surface potential energy in the SQG model. We derive a general prediction for the correction to the spectral slope of the direct cascades of the α -turbulence model which depends on the fluctuations of the small-scale dissipation rate. By means of numerical simulations at high resolution, we verify the prediction in the SQG case and we discuss the role of temporal fluctuations in the statistics of the turbulent flow. An exact equation for the flux of the transported field, a generalization of the Karman-Howarth-Monin equation of turbulence, is derived in the Appendix.

II. SURFACE QUASI-GEOSTROPHIC MODEL

The governing equation of the SQG model is written in terms of the surface temperature field $\theta(\mathbf{x}, t)$ as [6]

$$\partial_t \theta + \mathbf{v} \cdot \nabla \theta = \kappa \Delta \theta + f, \quad (1)$$

where κ is the diffusivity and f represents a large-scale forcing. The two-dimensional, incompressible velocity field $\mathbf{v}(\mathbf{x}, t) = (-\partial_y \psi, \partial_x \psi)$ is related to the scalar field θ via the stream function by $\psi = |\Delta|^{-1/2} \theta$. In the α -turbulence model, the relation between the stream function and the scalar field is generalized as $\psi = |\Delta|^{-\alpha/2} \theta$ [6]. Clearly, the SQG model corresponds to the case $\alpha = 1$, while for $\alpha = 2$ one recovers the equation for the

scalar vorticity of 2D NS equation.

In Fourier space, the relation between the velocity $\hat{\mathbf{v}}_{\mathbf{k}}$ and scalar field $\hat{\theta}_{\mathbf{k}}$ can be expressed, in the general case, as

$$\hat{\mathbf{v}}_{\mathbf{k}} = \left(-\frac{ik_y}{k^\alpha}, \frac{ik_x}{k^\alpha} \right) \hat{\theta}_{\mathbf{k}} \quad (2)$$

from which we note that in the SQG case the fields θ and \mathbf{v} have the same dimension.

In the absence of the forcing and dissipation ($f = 0$, $\kappa = 0$) the SQG model has two conserved quantities [1], the total vertically integrated energy (VIE)

$$E = \frac{1}{2} \langle \psi \theta \rangle \quad (3)$$

and the surface potential energy (SPE)

$$P = \frac{1}{2} \langle \theta^2 \rangle \quad (4)$$

where the brackets $\langle \cdot \rangle$ stand for the spatial average. Alternatively, the conserved quantities E and P are also referred to as generalized energy and enstrophy [6] because of their resemblance to the inviscid invariants of 2D Navier-Stokes (NS) turbulence. As a consequence of the relation between the fields θ and \mathbf{v} , the SPE is equivalent to the surface kinetic energy (SKE) since

$$\langle \theta^2 \rangle = \sum_{\mathbf{k}} |\hat{\theta}_{\mathbf{k}}|^2 = \langle |\mathbf{v}|^2 \rangle \quad (5)$$

When the SQG flow is sustained by an external forcing f , with a characteristic forcing scale ℓ_f , it develops two turbulent cascades [1, 6]. The SPE is transferred mostly toward small-scales $\ell < \ell_f$ giving rise to a direct cascade of variance of temperature fluctuations, while the VIE is transferred toward large-scales $\ell > \ell_f$ by an inverse energy cascade. The two cascades are stopped by dissipation mechanisms acting at small-scales (e.g. diffusivity or viscosity) and large scale (such as friction).

In this work, we will focus on the range of scales comprised between the forcing scale ℓ_f and the diffusive scale ℓ_κ , corresponding to the direct cascade of SPE. The balance of surface potential energy is $dP/dt = \varepsilon_I - \varepsilon_\kappa$, where $\varepsilon_I = \langle \theta f \rangle$ is the SPE input rate and $\varepsilon_\kappa = \kappa \langle |\nabla \theta|^2 \rangle$ is the SPE dissipation rate at small scales. The assumption of stationarity implies that, on average, $\varepsilon_I = \varepsilon_\kappa$, and that the input and dissipation rates are equal to the flux ε of SPE in the cascade.

The further assumption of statistical homogeneity and isotropy allows to derive an exact relation for a mixed structure function which involves both the scalar and velocity increments

in the range of scales of the direct cascade. Let us define the increments of the scalar field $\delta\theta(\ell) = \theta(\mathbf{x} + \boldsymbol{\ell}, t) - \theta(\mathbf{x}, t)$ and the increments of the i -component of the velocity field $\delta v_i(\ell) = v_i(\mathbf{x} + \boldsymbol{\ell}, t) - v_i(\mathbf{x}, t)$. In the range of scales $\ell_\kappa < \ell < \ell_f$, the mixed longitudinal structure function $S^L(\ell) = \langle (\delta\theta)^2 \delta v_i \rangle \ell_i / \ell$ satisfies the following relation (see Appendix):

$$S^L(\ell) = -2\varepsilon\ell. \quad (6)$$

Note that this relation is valid not only for the SQG case, but for all the direct cascades of the α -turbulence model with $\alpha > 0$.

Under the hypothesis of scale invariance of the system, the statistics of the scalar increments depends on the scale as $\delta\theta(\ell) \sim \ell^h$ where the scaling exponent h is determined as follows. From the relation (2) between θ and \mathbf{v} , the scaling of the velocity increments is $\delta v(\ell) \sim \ell^{\alpha-1} \delta\theta(\ell) \sim \ell^{h+\alpha-1}$. Inserting these scaling relations in (6) one obtains

$$h = \frac{2-\alpha}{3} \quad (7)$$

which leads to the prediction for the spectrum of the direct cascade [6]

$$P(k) \sim \varepsilon^{2/3} k^{\frac{2\alpha-7}{3}}. \quad (8)$$

In the SQG case ($\alpha = 1$) the scaling relations for the temperature and velocity fluctuations are the same $\delta\theta(\ell) \sim \delta v(\ell) \sim \varepsilon^{1/3} \ell^{1/3}$ and the prediction for the spectrum $P(k) \sim \varepsilon^{2/3} k^{-5/3}$ of temperature variance is formally identical to that of kinetic energy in classical Kolmogorov 3D turbulence [17]. Following the same rationale as in 3D turbulence, one can define a diffusive scale $\ell_\kappa = (\kappa^3/\varepsilon)^{1/4}$ representing the smallest active scale in the problem such as the Kolmogorov scale.

III. NON-EQUILIBRIUM SPECTRAL CORRECTIONS

The dimensional arguments discussed in the previous section require the assumption of statistical stationarity of the system. In particular, it is necessary to assume that the energy input, the flux of the cascade and the small-scale dissipation are equal so that the system is at equilibrium. In a turbulent flow, this balance is realized only on average and the instantaneous imbalance between injection and dissipation occurs because of the temporal fluctuations of the forcing and the intermittent nature of the small-scale dissipation. As a

consequence, the prediction (8) is valid only for time-averaged spectra. The effects of the non-equilibrium, temporal fluctuations of the flux in the direct cascade of α -turbulence can be investigated using simple heuristic arguments in analogy with the approach adopted in 3D turbulence [18].

The time evolution of the spectrum $P(k, t)$ related to the invariant that cascades to small-scales is governed by [19]

$$\partial_t P(k, t) = F(k, t) - \partial_k \Pi(k, t) - D(k, t), \quad (9)$$

where $\Pi(k, t)$ is the flux of the turbulent cascade, $F(k, t)$ is the production spectrum due to the external force and $D(k, t) = 2\kappa k^2 P(k, t)$ is the dissipation spectrum. For the flux term, we adopt a simple dimensional closure, generalization of that used for 3D turbulence [20]. From the dimensional relation $\Pi(k, t) = kP(k, t)/\tau_k$, using $\tau_k = k^{\alpha-5/2}P(k, t)^{-1/2}$ for the eddy turnover time at the scale $\ell = 1/k$, one gets

$$\Pi(k, t) = Ck^{\frac{7-2\alpha}{2}}P(k, t)^{3/2}. \quad (10)$$

In order to consider the effect of temporal fluctuations out of equilibrium, let us expand the spectrum and the flux as $P(k, t) = P_0(k, t) + \epsilon P_1(k, t)$ and $\Pi(k, t) = \Pi_0(k, t) + \epsilon \Pi_1(k, t)$ where the first terms represent the instantaneous equilibrium values while the seconds are the first-order non-equilibrium correction. The small parameter $\epsilon \ll 1$ reflects the assumption that the correction is smaller than the equilibrium solution. We also assume that temporal fluctuations are on a slow time scale of the same order of the corrections and therefore we replace the time derivative in (9) with $\epsilon \partial_t$.

Inserting the above expansion in (9), neglecting the production and dissipation terms in the inertial range, we get at the leading order ϵ^0 , $0 = -\partial_k \Pi_0(k, t)$ which implies that the equilibrium flux Π_0 is independent on k , i.e. $\Pi_0(k, t) = \varepsilon(t)$. Using now the closure (10) we obtain for the equilibrium spectrum again the prediction (8)

$$P_0(k, t) = C_0 \varepsilon(t)^{2/3} k^{\frac{2\alpha-7}{3}}, \quad (11)$$

with $C_0 = C^{-2/3}$.

At the first order in ϵ , (9) gives $\partial_t P_0(k, t) = -\partial_k \Pi_1(k, t)$ and assuming a power-law form for the correction $P_1(k, t) = g(t)k^\beta$, we finally obtain the prediction for the first-order correction

$$P_1(k, t) = C_1 \varepsilon(t)^{-2/3} \dot{\varepsilon}(t) k^{\frac{4\alpha-11}{3}}, \quad (12)$$

where $C_1 = 2C_0^2/3(2 - \alpha)$. Note that for $0 < \alpha < 2$ the spectral slope of P_1 is steeper than that of P_0 , therefore, the correction is subdominant at large wavenumbers. In particular, for the SQG case ($\alpha = 1$) we obtain the prediction that the non-equilibrium correction has a spectral exponent $-7/3$. Conversely, in the case of the direct cascade of enstrophy in 2D NS turbulence ($\alpha = 2$) the coefficient C_1 diverges, spectral exponents for the equilibrium and non-equilibrium spectra are the same, and the perturbative expansion is inconsistent.

From (11-12) we can write the ratio between the non-equilibrium and equilibrium spectra as

$$\frac{P_1(k, t)}{P_0(k, t)} = \frac{2C_0}{3(2 - \alpha)} \varepsilon(t)^{-4/3} \dot{\varepsilon}(t) k^{\frac{2}{3}(\alpha-2)} = \frac{2C_0}{3(2 - \alpha)} \frac{\tau_k}{\tau_\varepsilon}, \quad (13)$$

which is the ratio between the eddy turnover time $\tau_k = \varepsilon(t)^{-1/3} k^{(2\alpha-4)/3}$ and the time scale of temporal fluctuations of the flux $\tau_\varepsilon = \varepsilon(t)/\dot{\varepsilon}(t)$ which has been assumed to be large when compared to τ_f . This relation justifies a posteriori the perturbative assumption based on the single parameter ϵ .

In the statistically stationary regime, a simple procedure allows to identify the equilibrium and non-equilibrium components of the instantaneous spectra $P(k, t)$. By taking the time average over time scales much longer than τ_ε , we have $\langle P_1(k, t) \rangle_t = 0$ since (12) can be written as a total time derivative. Therefore we have $\langle P(k, t) \rangle_t = \langle P_0(k, t) \rangle_t$. Moreover, multiplying $P(k, t)$ by the $\varepsilon(t)^{-2/3}$ and computing the time average, we have $\langle P(k, t) \varepsilon(t)^{-2/3} \rangle_t = \langle P_0(k, t) \varepsilon(t)^{-2/3} \rangle_t + \langle P_1(k, t) \varepsilon(t)^{-2/3} \rangle_t$. The first term $P_0(k, t) \varepsilon(t)^{-2/3} = C_0 k^{(2\alpha-7)/3}$ is time independent while, again, the second term vanishes since it is the time average of a total time derivative. In conclusion, the leading order term can be computed as

$$P_0(k, t) = \varepsilon(t)^{2/3} \langle P(k, t) \varepsilon(t)^{-2/3} \rangle_t \quad (14)$$

and the subleading correction as the difference

$$P_1(k, t) = P(k, t) - \varepsilon(t)^{2/3} \langle P(k, t) \varepsilon(t)^{-2/3} \rangle_t. \quad (15)$$

IV. NUMERICAL SIMULATIONS AND RESULTS

In order to test the predictions derived in the previous section, we performed direct numerical simulations of the SQG equation (1) in a doubly-periodic square box of size $L = 2\pi$, discretized on a regular grid of $N^2 = 8192^2$ collocation points. The simulations are

done with a fully-dealiased pseudospectral code [21] with fourth-order Runge-Kutta time scheme implemented on GPU with OpenACC directives [22]. The flow is sustained by a random, white-in-time forcing f , which provides an average injection rate of SPE $\varepsilon_I = 24$. To maximize the range of scale available in the direct cascade, the forcing is active only on a narrow shell of wavenumbers $3 \leq |\mathbf{k}_f| \leq 4$, which defines the forcing scale $\ell_f = 2\pi/k_f$. The inverse cascade is completely suppressed by means of an additional (hypo)-friction term $-\mu\nabla^{-2}\theta$ on the right-hand side of (1). The coefficients of the dissipative terms are $\kappa = 10^{-4}$ and $\mu = 1$ such that the simulation is resolved until $k_{max}\ell_\kappa \approx 1.5$.

The Reynolds number is a delicate quantity to be defined in the double cascade scenario since numerically, it will always incorporate the effects of the existence of an inverse cascade. To avoid such an influence, we define the diffusive Reynolds number in terms of forcing quantities as $Re_\kappa = \varepsilon_I^{1/3}\ell_f^{4/3}\kappa^{-1} \approx 63000$. All the results are made dimensionless using the characteristic scale ℓ_f and time $\tau_f = \varepsilon_I^{-1/3}\ell_f^{2/3}$ of the forcing.

The simulations are initialized with a null scalar field $\theta(\mathbf{x}, t)$. After an initial transient, the system eventually develops a statistically stationary turbulent regime in which the typical aspect of the scalar field $\theta(\mathbf{x}, t)$ is shown in Fig. 1. From the figure, one notes that the statistics of SQG turbulence differs from the typical solution of a 2D NS equation since the instability of temperature filaments produces a rough velocity field characterized by the formation of vortices at all scales.

The temporal evolution of temperature variance $P(t)$ is reported in Fig. 2. After the initial stage of the evolution ($t \lesssim 5\tau_f$), in which $P(t)$ grows linearly in time with the input rate provided by forcing $P(t) = \varepsilon_I t$, the system reaches a statistically stationary regime. It is worth emphasizing the existence of instantaneous large fluctuations, with a typical amplitude of about 20% of the mean value $\langle P \rangle_t$, which indicates that even though the system is statistically stationary over long times, instantaneously it is always out of equilibrium.

A more refined indicator of the stationarity of the system is provided by the balance of dissipation and injection of SPE (i.e., of scalar variance). In the presence of both large-scale and small-scale dissipative terms, the balance reads $dP/dt = \varepsilon_I - \varepsilon_\kappa - \varepsilon_\mu$, where $\varepsilon_\kappa = \kappa \langle |\nabla \theta|^2 \rangle$ and $\varepsilon_\mu = \mu \langle |\nabla^{-1} \theta|^2 \rangle$ are the small-scale and large-scale dissipation rates, respectively, and $\varepsilon_I = \langle \theta f \rangle$ is the SPE input rate. In Figure 3 we show the temporal evolution of the dissipative terms ε_κ and ε_μ . We observe large fluctuations of the total dissipation $\varepsilon_\kappa + \varepsilon_\mu$, which confirms that the stationarity condition $\varepsilon_\kappa + \varepsilon_\mu = \varepsilon_I$ is realized only in a statistical




FIG. 1. Snapshot of a numerical solution for the scalar field θ . Zoomed areas emphasize the presence of coherent vortices and rough filaments at small scales.

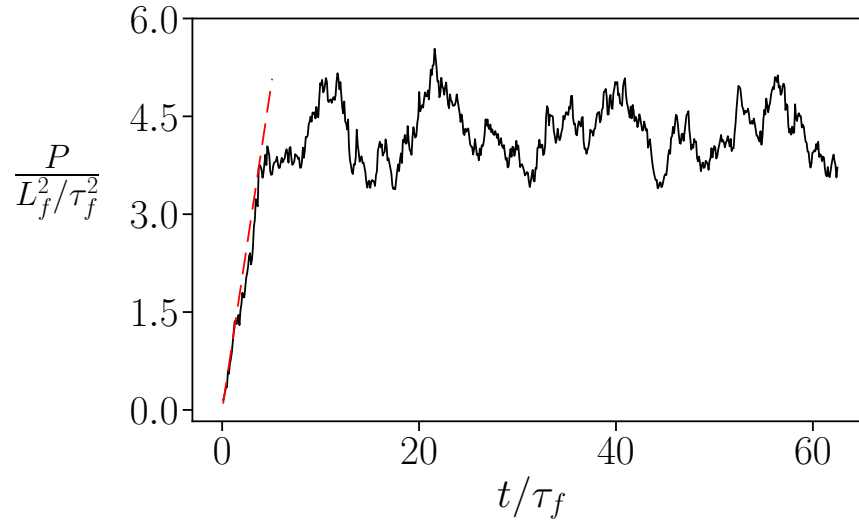


FIG. 2. Time evolution of the P . The dashed line shows the transient regime.

sense. We notice that a large fraction of the SPE injected by the forcing is immediately removed at the forcing scale by hypo-friction terms, which prevents the development of the inverse cascade. Therefore, the flux of the SPE in the direct cascade is only a fraction of the input $\varepsilon_\kappa/\varepsilon_I \simeq 43\%$.

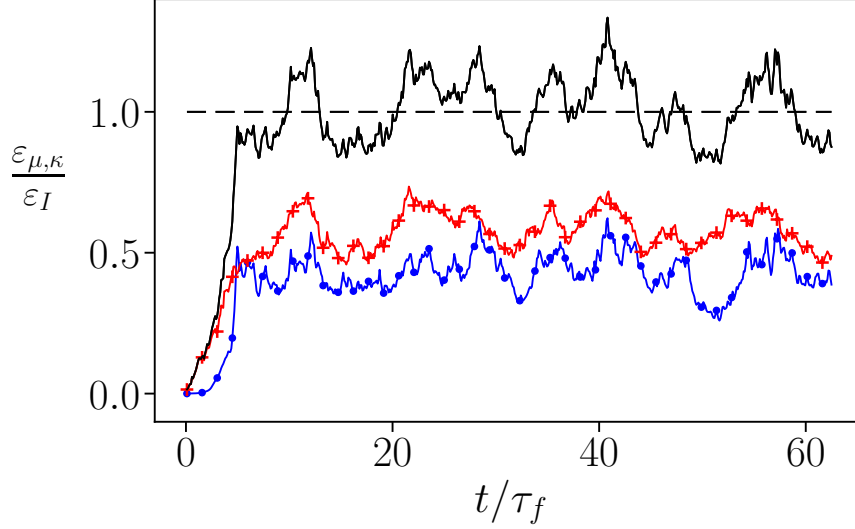


FIG. 3. Time evolution of the dissipative terms in the P -budget equation. The crossed line shows $\varepsilon_\mu/\varepsilon_I$, the bullet line shows $\varepsilon_\kappa/\varepsilon_I$ while the full line is the sum of the two.

The temporal evolution of ε_κ and ε_μ can be interpreted as proxies of the small-scale and large-scale dynamics respectively. In particular, ε_μ shows an alternation of phases of growth, which correspond to the accumulation of SPE at large scales, followed by phases of decrease. The inversion occurs in correspondence with intense dissipative events at small scales (the maxima of ε_μ). This shows that the system is never exactly at equilibrium. The energy is gradually accumulated at large scales, until it is rapidly discharged in the cascade causing a strong dissipative event at small scales, then the process repeats.

The strong instantaneous fluctuations of the cascade process are evident also in the spectral fluxes $\Pi(k, t)$. In Fig. 4 we show the time-averaged flux $\langle \Pi(k) \rangle_t$ across the circular shell of wavenumber k , together with the region comprised within one standard deviation $\sigma(k) = (\langle \Pi(k, t)^2 \rangle_t - \langle \Pi(k, t) \rangle_t^2)^{1/2}$. The constancy of $\langle \Pi \rangle_t(k)$ along a range of scales that compress more than one decade is in agreement with the assumption of an inertial cascade. However, the large area covered within one standard deviation reveals the presence of significant out-of-equilibrium fluctuations of the instantaneous fluxes $\Pi(k, t)$.

These fluctuations cause the appearance of spectral corrections to the dimensional prediction for the equilibrium spectrum. Following the procedure described in Section II, we computed the equilibrium and non-equilibrium spectra, $P_0(k, t)$ and $P_1(k, t)$. In Fig. 5, we show the time average of the equilibrium spectrum $\langle P_0(k, t) \rangle_t$ and the time average of the

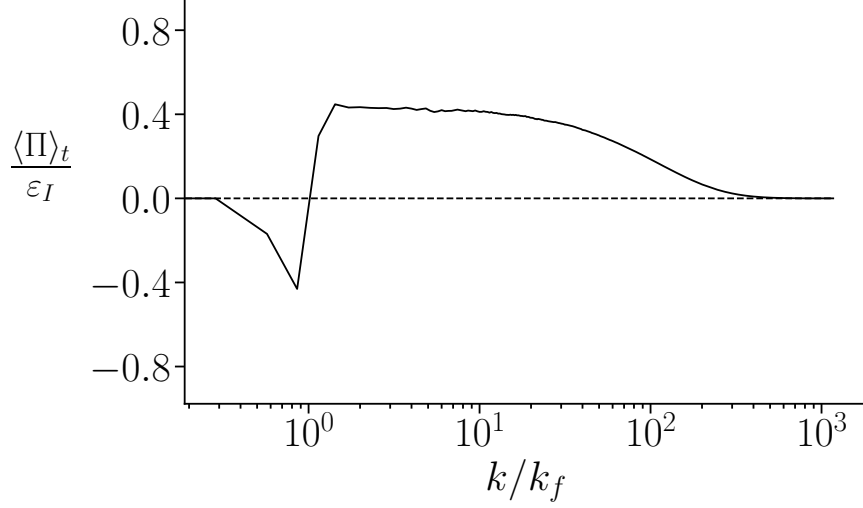


FIG. 4. Mean spectral flux $\langle \Pi \rangle_t$ across the wave number k , normalized by the input flux ε_I (black line). Shaded region shows its scale-by-scale $\sigma(k)$ fluctuation.

absolute value of the non-equilibrium correction $\langle |P_1(k, t)| \rangle_t$. We remind that $\langle P_1(k, t) \rangle_t = 0$, therefore $\langle P_0(k, t) \rangle_t = \langle P(k, t) \rangle_t$. For the mean equilibrium spectrum, we observe a good

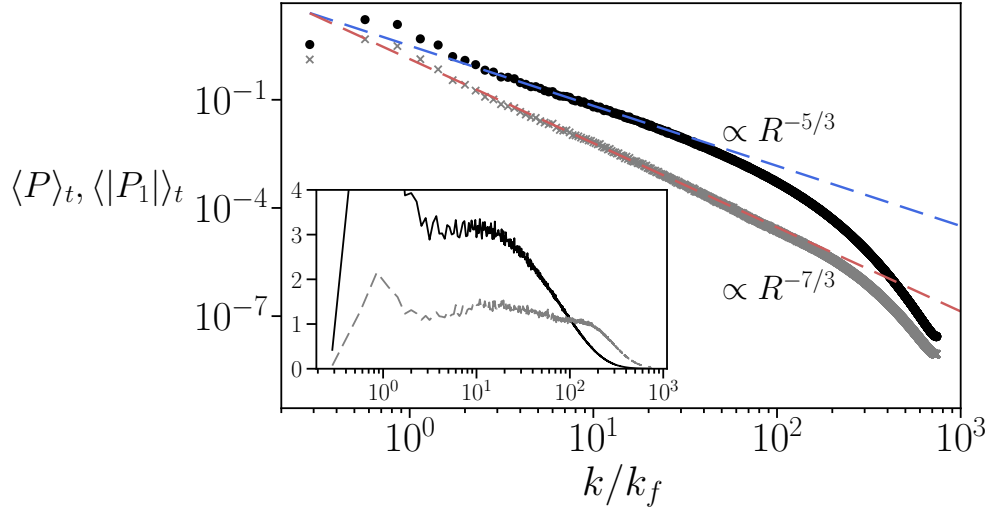


FIG. 5. Equilibrium spectrum (bullets) and non-equilibrium correction (marks) are shown in the main figure while the inset shows compensated spectra $\langle P_0 \rangle_t (k/k_f)^{5/3}$ (full lines) and $\langle |P_1| \rangle_t (k/k_f)^{7/3}$ (dashed lines) as functions of k/k_f .

agreement with the dimensional prediction $\langle P_0(k, t) \rangle_t = C \langle \varepsilon_\kappa \rangle_t^{2/3} k^{-5/3}$ with the dimensionless constant $C \simeq 5.14$. We remark that previous work has found small corrections of the dimensional exponent [8]. In a set of preliminary simulations performed at smaller Re_κ we

observed similar corrections, but the compensated plot in Fig. 5 shows that the numerical results at large Re_κ are very close to the predicted scaling. The spectral correction $P_1(k, t)$ is subdominant at all wavenumbers with respect to the equilibrium spectrum, confirming a posteriori the validity of the expansion used in Sect. II. Its spectral slope is in excellent agreement with $k^{-7/3}$ as predicted by Eq. (12).

Reinforcing our dimensional results and all previous derivations, we show in Fig. 6 the mixed longitudinal structure function $S^L(\ell)$ normalized following (6). A clear plateau forms along roughly one decade with a value of about 5% lower than expected. However, it is still compatible considering the effect of large temporal fluctuations of the small-scale dissipation $\langle \varepsilon_\kappa \rangle_t$.

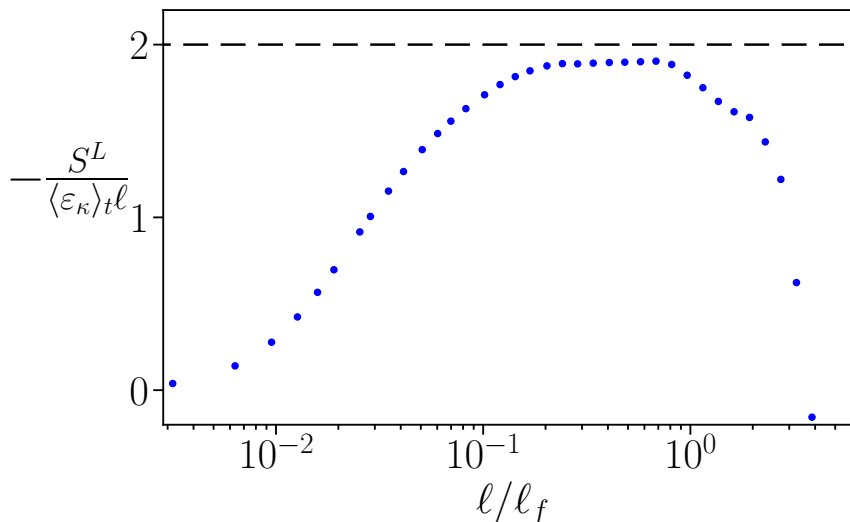


FIG. 6. Compensated third-order combined structure-function. The shaded area shows compatibility within ± 1 standard deviation of $\varepsilon_\kappa(t)$.

V. CONCLUSIONS

We studied the effects of instantaneous out-of-equilibrium fluctuations of the flux of turbulent cascades in the generalized model of 2D transport equations known as α -turbulence. Using a multiple scale approach, we derived a prediction, valid for $0 < \alpha < 2$, for the subleading correction to the energy spectrum which originates from these fluctuations. On the basis of these results, we propose an efficient method for separating the equilibrium and non-equilibrium parts in the instantaneous energy spectra.

By means of high-resolution numerical simulations, we tested the predictions in the case of the Surface Quasi Geostrophic model, corresponding to $\alpha = 1$. Our results confirm the presence of large non-equilibrium temporal fluctuations in the energy balance, accompanied by intense fluctuations of the spectral flux. Both the time-averaged spectrum of the surface potential energy (i.e., of the scalar variance) and the non-equilibrium subleading spectral correction are found to be in agreement with the dimensional predictions $k^{-5/3}$ and $k^{-7/3}$, respectively. Moreover, we confirm the validity of the generalized Karman-Howarth-Monin equation for the mixed, third-order structure function involving the temperature and longitudinal velocity differences.

We note that, although the theoretical prediction for the spectral correction is singular in the 2D Navier-Stokes case ($\alpha = 2$), it is self consistent for all the values $0 < \alpha < 2$. It would be interesting to test the general validity of this prediction for other values of α in future numerical studies of the α -turbulence model.

ACKNOWLEDGMENT

We thank J. Bec, N. Valade for enlightening discussions on the SQG system. S.M. thanks W. Bos for useful discussions on the non-equilibrium corrections. Supported by Italian Research Center on High Performance Computing Big Data and Quantum Computing (ICSC), project funded by European Union - NextGenerationEU - and National Recovery and Resilience Plan (NRRP) - Mission 4 Component 2 within the activities of Spoke 3 (Astrophysics and Cosmos Observations). We acknowledge HPC CINECA for computing resources within the INFN-CINECA Grant INFN24-FieldTurb.

-
- [1] W. Blumen, Uniform potential vorticity flow: Part I. Theory of wave interactions and two-dimensional turbulence, *J. Atmos. Sciences* **35**, 774 (1978).
 - [2] R. Salmon, *Lectures on geophysical fluid dynamics* (Oxford University Press, USA, 1998).
 - [3] M. Juckes, Quasigeostrophic dynamics of the tropopause, *J. Atmos. Sciences* **51**, 2756 (1994).
 - [4] G. Lapeyre and P. Klein, Dynamics of the upper oceanic layers in terms of surface quasi-geostrophy theory, *J. Phys. Ocean.* **36**, 165 (2006).

- [5] L. Siegelman, P. Klein, A. P. Ingersoll, S. P. Ewald, W. R. Young, A. Bracco, A. Mura, A. Adriani, D. Grassi, C. Plainaki, *et al.*, Moist convection drives an upscale energy transfer at Jovian high latitudes, *Nature Physics* **18**, 357 (2022).
- [6] R. T. Pierrehumbert, I. M. Held, and K. L. Swanson, Spectra of local and nonlocal two-dimensional turbulence, *Chaos, Solitons & Fractals* **4**, 1111 (1994).
- [7] I. M. Held, R. T. Pierrehumbert, S. T. Garner, and K. L. Swanson, Surface quasi-geostrophic dynamics, *J. Fluid Mech.* **282**, 1 (1995).
- [8] A. Celani, M. Cencini, A. Mazzino, and M. Vergassola, Active and passive fields face to face, *New J. Phys.* **6**, 72 (2004).
- [9] G. Lapeyre, Surface quasi-geostrophy, *Fluids* **2**, 7 (2017).
- [10] A. Foussard, S. Berti, X. Perrot, and G. Lapeyre, Relative dispersion in generalized two-dimensional turbulence, *J. Fluid Mech.* **821**, 358 (2017).
- [11] P. Constantin, A. J. Majda, and E. Tabak, Formation of strong fronts in the 2-d quasi-geostrophic thermal active scalar, *Nonlinearity* **7**, 1495 (1994).
- [12] P. Constantin and J. Wu, Behavior of solutions of 2d quasi-geostrophic equations, *SIAM J. Math. Anal.* **30**, 937 (1999).
- [13] N. Valade, S. Thalabard, and J. Bec, Anomalous dissipation and spontaneous stochasticity in deterministic surface quasi-geostrophic flow, in *Annales Henri Poincaré*, Vol. 25 (Springer, 2024) pp. 1261–1283.
- [14] A. Yoshizawa, Nonequilibrium effect of the turbulent-energy-production process on the inertial-range energy spectrum, *Phys. Rev. E* **49**, 4065 (1994).
- [15] S. L. Woodruff and R. Rubinstein, Multiple-scale perturbation analysis of slowly evolving turbulence, *J. Fluid Mech.* **565**, 95 (2006).
- [16] S. Berti, G. Boffetta, and S. Musacchio, Mean flow and fluctuations in the three-dimensional turbulent cellular flow, *Phys. Rev. Fluids* **8**, 054601 (2023).
- [17] U. Frisch, *Turbulence: the legacy of A.N. Kolmogorov* (Cambridge University Press, 1995).
- [18] W. J. Bos and R. Rubinstein, Dissipation in unsteady turbulence, *Phys. Rev. Fluids* **2**, 022601(R) (2017).
- [19] G. K. Batchelor, *The theory of homogeneous turbulence* (Cambridge university press, 1953).
- [20] L. S. Kovasznay, Spectrum of locally isotropic turbulence, *J. Aeron. Sciences* **15**, 745 (1948).
- [21] J. P. Boyd, *Chebyshev and Fourier spectral methods* (Courier Corporation, 2001).

- [22] V. J. Valadão, G. Boffetta, M. Crialesi-Esposito, F. De Lillo, and S. Musacchio, Spectrum correction on Ekman-Navier-Stokes equation in two-dimensions, in preparation (2024).

Appendix: Appendix A

It is possible to derive an exact relation for the flux of the transported field $\theta(x, t)$ in the general model (1) in stationary conditions and under the assumption of homogeneity and isotropy. For simplicity, we introduce shortened notations like $\theta' \equiv \theta(\mathbf{x}', t)$, where $\mathbf{x}' = \mathbf{x} + \boldsymbol{\ell}$ and we remind that, as a consequence of homogeneity, we have $\nabla_i \langle (.) \rangle = -\nabla'_i \langle (.) \rangle = -\nabla_{\ell_i} \langle (.) \rangle$. We start from the time evolution of the two-point correlation correlations,

$$\partial_t \langle \theta \theta' \rangle = \langle \theta' \partial_t \theta \rangle + \langle \theta \partial_t \theta' \rangle \quad (\text{A.1})$$

which, by the use of Eq. (1) reads,

$$\begin{aligned} \partial_t \langle \theta' \theta \rangle = & -(\langle \theta' \nabla_i (v_i \theta) \rangle + \langle \theta \nabla'_i (v'_i \theta') \rangle) + \\ & + \kappa (\langle \theta' \nabla^2 \theta \rangle + \langle \theta \nabla'^2 \theta' \rangle) + \\ & - \mu (\langle \theta' \nabla^{-2} \theta \rangle + \langle \theta \nabla'^{-2} \theta' \rangle) + \\ & + \langle \theta' f \rangle + \langle \theta f' \rangle \end{aligned} \quad (\text{A.2})$$

where we have included the hypo-friction term discussed in Section IV and the sum over repeated indices is implied. The forcing term defines the injection rate of scalar variance defined as $\Pi(\ell) \equiv \langle \theta f' \rangle$. Assuming stationarity conditions and neglecting the contribution of dissipative terms for inertial range scales $\ell_\kappa \ll \ell \ll \ell_f$, one obtains

$$\Pi(\ell) = \frac{1}{2} \nabla_{\ell_i} \left(\langle \theta v'_i \theta' \rangle - \langle \theta' v_i \theta \rangle \right) \quad (\text{A.3})$$

The RHS of this expression can be rewritten in terms of Galilean invariant observables, i.e. spatial increments such as $\delta_\ell \theta \equiv \theta' - \theta$. Indeed we can write

$$\begin{aligned} \langle (\delta \theta)^2 \delta v_i \rangle &= \langle (\theta^2 + \theta'^2 - 2\theta\theta')(v'_i - v_i) \rangle = \\ &= \langle \theta^2 v'_i \rangle - \langle \theta'^2 v_i \rangle + \\ &+ 2 \langle \theta' \theta v_i \rangle - 2 \langle \theta \theta' v'_i \rangle \end{aligned} \quad (\text{A.4})$$

and by taking the divergence over the ℓ variable in the above equation, the first two terms vanish due to incompressibility, and the remaining terms are written as

$$\nabla_{\ell_i} \langle (\delta \theta)^2 \delta v_i \rangle = 2 \nabla_{\ell_i} \left(\langle \theta' \theta v_i \rangle - \langle \theta \theta' v'_i \rangle \right) \quad (\text{A.5})$$

in which, by the use of Eq. (A.3), one gets

$$\Pi(\ell) = -\frac{1}{4}\nabla_{\ell_i}\langle(\delta\theta)^2\delta v_i\rangle. \quad (\text{A.6})$$

Now, assuming isotropy, one has that the most general tensorial structure for $\langle(\delta\theta)^2\delta v_i\rangle$ is

$$\langle(\delta\theta)^2\delta v_i\rangle = g(\ell)\frac{\ell_i}{\ell} \quad (\text{A.7})$$

where $g(\ell)$ is a function of $\ell = |\ell_i|$ who is directly identified to the mixed longitudinal structure function $S^L(\ell) = g(\ell) = \langle(\delta\theta)^2\delta v_i\rangle \ell_i/\ell$.

Finally, assuming that over the range of scale in which dissipations can be neglected the flux $\Pi(\ell)$ is transferred at a constant rate ε we have

$$\Pi(\ell) = -\frac{1}{4}\nabla_{\ell_i}\left(S^L(\ell)\frac{\ell_i}{\ell}\right) \approx \varepsilon \quad (\text{A.8})$$

which can be written in the following form,

$$\frac{dS^L}{d\ell} + \frac{S^L}{\ell} = -4\varepsilon \quad (\text{A.9})$$

As a first-order differential equation, constrained by UV convergence, since increments are Galilean invariant, or mathematically $S^L(\ell \rightarrow 0) = 0$, the unique solution is given by

$$S^L(\ell) = -2\varepsilon\ell. \quad (\text{A.10})$$

It is worth emphasizing that the derivation of equation (A.10) is completely independent of the intrinsic relation between θ and ψ , being valid in the case of standard NS turbulence or in the generic case where $\hat{\theta}_k = f(k)\hat{\psi}_k$ comprising the α -turbulence model and even more complicated transport equations.