

AperTO - Archivio Istituzionale Open Access dell'Università di Torino

Geotropic tracers in turbulent flows: a proxy for fluid acceleration

This is the author's manuscript

Original Citation:

Availability:

This version is available <http://hdl.handle.net/2318/138898> since 2016-11-29T15:08:49Z

Published version:

DOI:10.1080/14685248.2013.832832

Terms of use:

Open Access

Anyone can freely access the full text of works made available as "Open Access". Works made available under a Creative Commons license can be used according to the terms and conditions of said license. Use of all other works requires consent of the right holder (author or publisher) if not exempted from copyright protection by the applicable law.

(Article begins on next page)



UNIVERSITÀ DEGLI STUDI DI TORINO

This is an author version of the contribution published on:

F. De Lillo, M. Cencini, G. Boffetta and F. Santamaria
Geotropic tracers in turbulent flows: a proxy for fluid acceleration.
Journal of turbulence 14, 24, 2013, DOI: 10.1080/14685248.2013.832832

The definitive version is available at:

<http://www.tandfonline.com/doi/abs/10.1080/14685248.2013.832832>

Geotropic tracers in turbulent flows: a proxy for fluid acceleration

F. De Lillo^{a†}, G. Boffetta^a, M. Cencini^b, and F. Santamaria^a

^a*Dip. di Fisica and INFN, Università di Torino, via P.Giuria 1, 10125 Torino, Italy;*

^b*Istituto dei Sistemi Complessi, CNR, via dei Taurini 19, 00185 Rome, Italy*

[†]*Corresponding author. Email: delillo@to.infn.it*

Abstract

We investigate the statistics of orientation of small, neutrally buoyant, spherical tracers whose center of mass is displaced from the geometrical center. If appropriate-sized particles are considered, a linear relation can be derived between the horizontal components of the orientation vector and the same components of acceleration. Direct numerical simulations are carried out, showing that such relation can be used to reconstruct the statistics of acceleration fluctuations up to the order of the gravitational acceleration. Based on such results, we suggest a novel method for the local experimental measurement of accelerations in turbulent flows.

I. INTRODUCTION

The Lagrangian investigation of turbulence has dramatically improved in the last few years in experimental techniques, theoretical models and numerical simulations [1]. These progresses benefited from the increased range of Reynolds numbers accessible for investigation (in particular, for simulations) and the improved accuracy of measurement techniques. On the theoretical side, we have now phenomenological models able to quantitatively explain the Lagrangian properties of turbulence such as, e.g. the statistics of velocity increments [2] and accelerations [3]. Grounded on the successes of Lagrangian investigations, recent experimental and numerical studies started to investigate the motion of complex objects in turbulent flows [4–9]. The motivations are both fundamental and applicative. In this short note we suggest a possible technique to measure turbulent accelerations without the need of particle tracking, by means of the local measurement of the orientation of finite-size particles. The idea relies on spherical particles whose average density is that of the carrier fluid (so that they are neutrally buoyant), but whose center of mass is displaced with respect to the geometrical center (implying that the orientation is determined by the gravitational torque and that due to the fluid). By means of direct numerical simulations (DNS) we show that information on particle orientation can be used to estimate fluid accelerations up to the order of gravitational acceleration.

The paper is organized as follows. In Sect. II we discuss the theoretical basis of the technique in its simplest implementation. Sect. III presents some preliminary validation of the method based on numerical simulations. Finally, Sect. IV is devoted to conclusions and perspectives.

II. THE MOTION OF GEOTROPIC TRACERS

We consider the trajectory, $\mathbf{x}(t)$, of a neutrally-buoyant sphere small enough such that its dynamics can be approximated by that of a passive tracer,

$$\frac{d\mathbf{x}}{dt} = \mathbf{u}(\mathbf{x}, t), \quad (1)$$

transported by a flow $\mathbf{u}(\mathbf{x}, t)$. As sketched in Fig.1, we assume that the particle center of mass C is displaced by a distance h with respect to the geometrical center O (which is the center of buoyancy). The displacement determines the particle orientation, defined by the

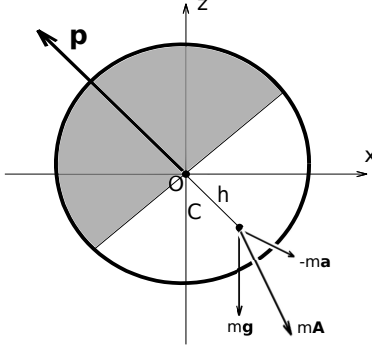


FIG. 1: An example of geotropic particle with black and white pattern.

unit vector \mathbf{p} directed opposite to the center of mass. The direction \mathbf{p} is determined by the balance between the different torques acting on the particle. Because of particle asymmetry, an external force \mathbf{f} , such as gravity $m\mathbf{g}$, exerts a torque $\mathbf{T}_f = -h\mathbf{p} \times \mathbf{f}$. In addition, the particle immersed in a fluid experiences a viscous torque $\mathbf{T}_v = 8\pi\nu\rho r^3(\boldsymbol{\omega}/2 - \boldsymbol{\Omega})$, where $\boldsymbol{\omega} = \nabla \times \mathbf{u}$ is the fluid vorticity, ν and ρ are the fluid kinematic viscosity and density, respectively, and $\boldsymbol{\Omega}$ is the angular velocity of the sphere. If the particle Reynolds number is very small, we can assume creeping flow conditions around the sphere, which impose equilibrium between the external forces and the viscous ones, in this particular case zero total torque $\mathbf{T}_f + \mathbf{T}_v = 0$. From the solid body rotation formula $\dot{\mathbf{p}} = \mathbf{p} \times \boldsymbol{\Omega}$ and $\mathbf{p} \times (\mathbf{T}_f + \mathbf{T}_v) = 0$ we end with the following equation for the orientation [10]

$$\frac{d\mathbf{p}}{dt} = -\frac{1}{2v_0} [\mathbf{A} - (\mathbf{A} \cdot \mathbf{p})\mathbf{p}] + \frac{1}{2}\boldsymbol{\omega} \times \mathbf{p}, \quad (2)$$

where \mathbf{A} denotes the total acceleration (due to the flow and gravity) on the sphere and the constant $v_0 = 3\nu/h$, having the dimension of a velocity, weighs the contribution of external forces to particle orientation. We remark that in the case of axisymmetric non-spherical particles an additional term is present in (2) [8–10].

Equations (1) and (2) are valid in the limit of small, neutrally buoyant particles. If inertia is taken into account, particle motion is described by integro-differential equations containing added mass and history effects (see, e.g., Ref. [11]). No such effects will be considered here, consistently with our approximations. In a fluid at rest, the only external force entering Eq. (2) is gravity, so that $\mathbf{A} = \mathbf{g} = (0, 0, -g)$. The result is that particles orient upwards in a time $\mathcal{O}(v_0/g)$. Such phenomenon is well known in bio-fluid-dynamics, and is at the basis of the ability of some bottom-heavy phytoplankters to swim towards the

sea surface (a phenomenon dubbed *negative gravitaxis* [10]), maximizing the exposition to light and thus the photosynthetic activity.

In a turbulent flow, advected particles are subject to intense accelerations, so that, locally, gravity must be corrected due to inertial forces. The total acceleration \mathbf{A} acting on the particle is thus given by $\mathbf{A} = \mathbf{g} - \mathbf{a}$, where $\mathbf{a} = d\mathbf{u}/dt$ is the fluid acceleration at the particle position. Again, the assumption that the acceleration of the particle is equal to that of the fluid implies particles smaller than few η . Numerical [12, 13] and experimental [14, 15] investigations showed that particles larger than η sense accelerations smaller than tracers. If one restricts to diameters up to 4η the error on the rms value should be less than 20%. There is indication that such larger particles can accurately be described by including Faxen's corrections in the equation of motion [12, 13].

In the following, for the sake of simplicity, we assume that fluid acceleration is smaller than gravity, i.e. $g \gg a_{\text{rms}}$. This is true for flows at moderate Reynolds numbers only [16], but this assumption greatly simplifies the analysis of (2). Formally, we can write $\mathbf{A} = \mathbf{g} - \epsilon \mathbf{a}$ in Eq. (2), with ϵ a small non-dimensional number. Further we consider the limit of fast reorientation, which amounts to requiring that the reorientation time v_0/g is smaller than the Kolmogorov time τ_η . If one estimates $a_{\text{rms}} \sim \epsilon^{3/4}/\nu^{1/4}$ and assumes $h \sim \eta$ in the definition of v_0 , fast orientation consistently implies $g \gg a_{\text{rms}}$.

When the vortical term $\boldsymbol{\omega} \times \mathbf{p}$ is small, i.e. when $v_0\omega_{\text{rms}} \ll a_{\text{rms}}$, Eq. (2) reduces to $\mathbf{A} = (\mathbf{A} \cdot \mathbf{p})\mathbf{p}$, which explicitly reads

$$\begin{aligned}\epsilon a_x &= (\epsilon \mathbf{a} \cdot \mathbf{p} + gp_z)p_x \\ \epsilon a_y &= (\epsilon \mathbf{a} \cdot \mathbf{p} + gp_z)p_y \\ \epsilon a_z + g &= (\epsilon \mathbf{a} \cdot \mathbf{p} + gp_z)p_z.\end{aligned}\tag{3}$$

From (3) one can see that the orientation vector must have the form $\mathbf{p} = (\epsilon q_x, \epsilon q_y, 1)$, indeed as $p^2 = 1$ the correction to p_z will be $\mathcal{O}(\epsilon^2)$ so that we can neglect it at this level. Plugging the expression for \mathbf{p} in Eq. (3), at $\mathcal{O}(\epsilon)$ we obtain $\mathbf{q} = (a_x/g, a_y/g, 0)$. In conclusion, measuring the orientation of the particle with respect to the vertical we can measure two components of the fluid acceleration

$$\mathbf{p} = \left(\frac{a_x}{g}, \frac{a_y}{g}, 1 \right)\tag{4}$$

This result is valid under the assumption that $a_{rms} \ll g$ and, therefore, in general for not too high Re . This condition together with the smallness of the vorticity term implies fast orientation ($v_0/g \ll \tau_\eta$). As a consequence, if v_0 is too large, the first effect we expect is that vorticity becomes relevant, with an increase of the tilting angle, so that using (4) could lead to an over-estimate of accelerations. In more general conditions, it is in principle still possible to use (2) to gather information on the acceleration statistics but this requires less direct procedures, which we will not consider in this preliminary study.

III. NUMERICAL SIMULATIONS OF GEOTROPIC TRACERS IN TURBULENCE

In this section we illustrate the behavior of geotropic particles in realistic turbulent flows and explore the range of validity of the result (4) by means of DNS of the dynamics of geotropic tracers together with the Navier-Stokes equations for an incompressible flow. Trajectories (up to 2×10^5) are stored together with \mathbf{a} and $\boldsymbol{\omega}$ in statistically stationary conditions. Equation (2) is then integrated starting from random orientations and for different values of v_0 . After an initial transient of the order of v_0/g , during which particles forget their initial orientation, we can compare the acceleration \mathbf{a} with the prediction of Eq. (4).

We have performed simulations of homogeneous-isotropic turbulence by means of a parallel pseudo-spectral code in a cubic box with periodic boundary conditions at $Re_\lambda \simeq 200$ with resolution 512^3 . Statistical stationarity was maintained via a Gaussian, delta-correlated in time, random forcing at small wave-numbers. Eq. (1) is integrated evaluating the velocity at particle position by means of trilinear interpolation. Moreover, we have also exploited a database [17] of previously simulated Lagrangian trajectories at resolution 2048^3 and $Re_\lambda \simeq 400$, for which acceleration and vorticity were available. Equation (2) was integrated using a second-order Adams-Bashforth scheme. In order to get physical relevance from the DNS we rescale space and time with dimensional values. This is easily done by matching the Kolmogorov scale and time with experimental values at similar Re_λ , as shown in Table I. We remark that this rescaling is not unique as Re_λ fixes a ratio of scales (and times) and not an absolute scale. This point is crucial as the parameter v_0 is limited by the size of the particle and g is obviously fixed. In the following we will use laboratory experiments with an integral scale of the order of few *cm* for rescaling our simulations to physical values [7, 14].

Re_λ	η (m)	τ_η (s)	u_{rms} (ms^{-1})	ϵ (m^2s^{-3})	L (m)	a_{rms} (ms^{-2})	T (s)
200	191×10^{-6}	37×10^{-3}	0.037	7.1×10^{-4}	0.07	0.24	8.22
400	98×10^{-6}	9.5×10^{-3}	0.097	9.1×10^{-3}	0.10	1.5	2.58

TABLE I: Parameters of the simulations made dimensional on the basis of laboratory experiments at similar Reynolds numbers [7, 14]. $\eta = (\nu^3/\epsilon)^{1/4}$ is the Kolmogorov scale, $\tau_\eta = (\nu/\epsilon)^{1/2}$ the Kolmogorov time, u_{rms} is the root mean square of the velocity, ϵ is the energy dissipation per unit mass, $L = u'^3/\epsilon$ is the integral length scale, a_{rms} is the root mean square acceleration. T is the integration time. For both simulations $g = 9.8\text{ms}^{-2}$.

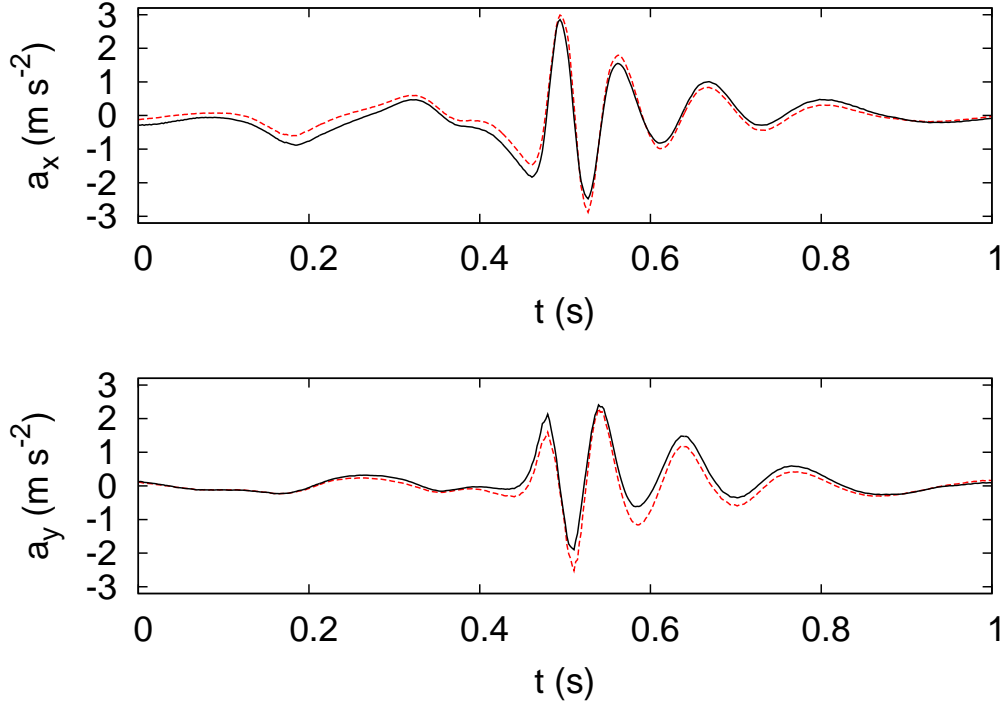


FIG. 2: x component (top) and y component (bottom) of the acceleration of one particle computed from numerical simulations at $\text{Re}_\lambda = 200$ (black line) together with the acceleration estimated from the x and y component of the orientation vector, i.e. $a_x = gp_x$ $a_y = gp_y$ see (4), of a geotropic particle with $v_0 = 6\text{mm s}^{-1}$ corresponding to a displacement $h = 0.5\text{mm}$.

Fig.2 shows an example of time series of the two components of the acceleration a_x and a_y obtained following a Lagrangian tracer in the flow at $\text{Re}_\lambda = 200$. The initial condition of the orientation is along the z axis, $\mathbf{p}(0) = (0, 0, 1)$. The dashed red line represents

the acceleration obtained according to (4) from the x component of the orientation vector, $a_x = gp_x$ of a particle with $v_0 \simeq 0.006\text{ms}^{-1}$. The corresponding relaxation time under gravity is $\tau = v_0/g \simeq 6 \times 10^{-4}\text{s}$. In this case $a_{rms} \ll g$ and, therefore, the estimation (4) is fully justified and indeed the acceleration is reproduced quite accurately.

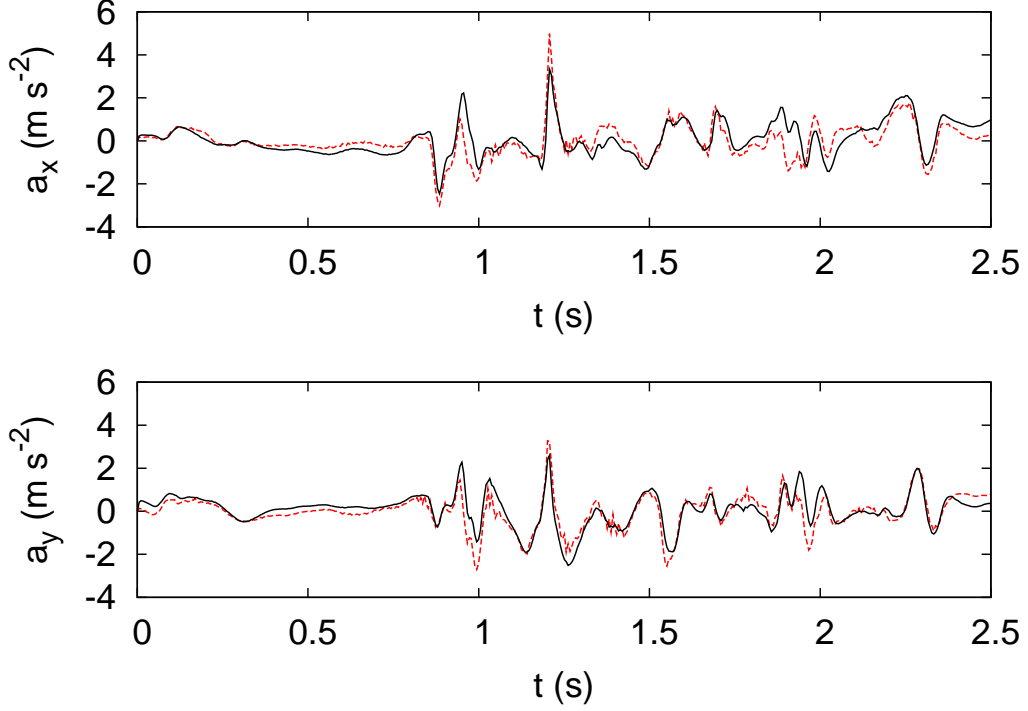


FIG. 3: The same of Fig.2 for a geotropic trajectory with $h = 0.2\text{mm}$ and $v_0 = 15\text{mm s}^{-1}$ in a turbulent flow at $\text{Re}_\lambda = 400$.

In Fig.3 we show an example for a trajectory in a turbulent flow at $\text{Re}_\lambda = 400$. Although the rms of acceleration $a_{rms} \simeq \epsilon^{3/4}\nu^{-1/4}$ is smaller than g , particles experience fluctuations comparable to, or even larger than g , where the assumptions leading to (4) are not applicable. These large fluctuations of Lagrangian acceleration are typical in turbulence and physically correspond to event of trapping of tracers in small scale vortices [3, 16, 18]. As shown in Fig.3, during these events the orientation vector \mathbf{p} is unable to fully follow the acceleration fluctuation, which results to be slightly underestimated.

On a more quantitative level, Fig.4 shows the probability density function (PDF) of acceleration compared with the estimation obtained via (4). For each value of Re_λ considered we simulate the results of three hypothetical experiments, with particles of different sizes. As discussed above, geotropic orientation is expected to be a good proxy for acceleration

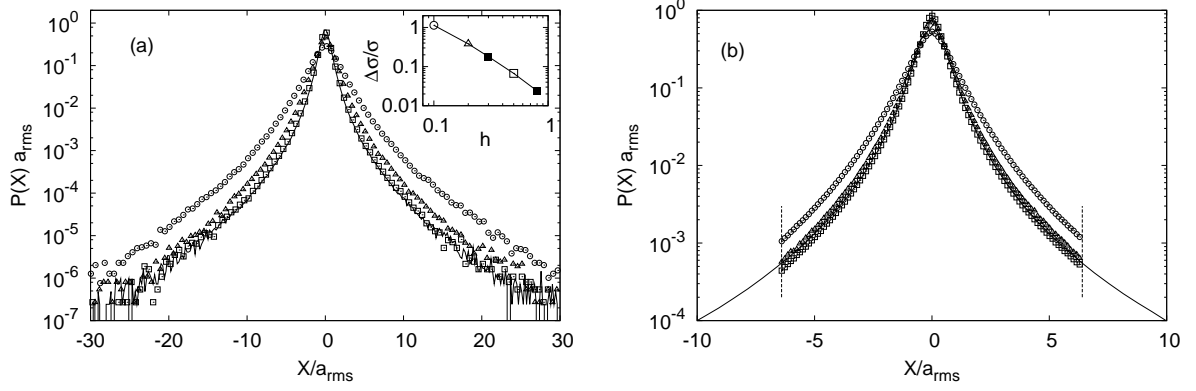


FIG. 4: PDFs of acceleration in one horizontal direction for $\text{Re}_\lambda = 200$ (a) and $\text{Re}_\lambda = 400$ (b). Estimates obtained according to (2) ($X = gp_x$, symbols) are compared with fluid acceleration ($X = a_x$, line). Three values of particle bias were used, which rescaled on experimental values correspond to $h = 0.1\text{mm}$ (circles), 0.2mm (triangles) and 0.5mm (squares). By comparison, it is evident that the intermediate value gives a good estimate at higher Re_λ but is not satisfying at the lower one (see text). In (b) the value of g (vertical lines) marks the upper cutoff for measurable accelerations. In the inset of (a): relative error on the estimate of $\sigma = \sqrt{\langle a_x^2 \rangle}$ as a function of h , for $\text{Re}_\lambda = 200$, $\Delta\sigma = g\sqrt{\langle p_x^2 \rangle} - \sigma$.

only in the limit of small v_0 , i.e. for fast orientation. As apparent from both panels in Fig.4, when a large enough displacement h is considered, the statistics of acceleration is reproduced remarkably well by particle orientation. However, this is not the case if less biased particles are considered. This clearly implies a *lower* limit in the size of particles used, a factor that must be taken into account in the design of possible experiments. As mentioned above, vorticity can be neglected only if $v_0\omega_{rms}/a_{rms} \sim v_0/\delta u_\eta < 1$. By applying the definition of the Kolmogorov scale $\delta u_\eta\eta/\nu = 1$ and that of v_0 , the constraint reduces (a part from order-one coefficients) to $\eta \lesssim h$. This inequality can pose a problem both for the validity of (1) and the actual statistics seen by the particle. Both points will be discussed in the final section. As for now we will just consider this condition in the framework of our model, assuming that the corrections are small as long as the particle size is of the same order as η .

If (as in our case) one considers a set of experiments all using water and with comparable integral scales, an increase in Re corresponds to a smaller viscous scale, thus decreasing the minimum particle size required to reconstruct acceleration. As an example of this we

considered the case of particles with $h = 0.2\text{mm}$. As evident from Fig.4 using Eq. (4) on statistics obtained with such particles would lead to an overestimate of larger accelerations at $\text{Re}_\lambda = 200$ (triangles in Fig.4a) while they would be acceptable candidates at $\text{Re}_\lambda = 400$ (triangles in Fig.4b). However, the largest acceleration that can be measured by means of (2) is g . For experiments at higher Re where very large accelerations are present, this introduces a cut-off in the estimated accelerations. As evident from the results at $\text{Re}_\lambda = 400$ the core of the PDF is approximately correct, even if values above $0.5 \div 0.7g$ are underrepresented. We stress that the simulations exhibited accelerations up to $80 a_{rms}$ (not shown for graphical reasons), while $g \approx 6.3a_{rms}$ if rescaled over the experimental parameters. Analysis of the variance of acceleration performed for $\text{Re}_\lambda = 200$ (inset of Fig.4a) reveals that the second moment of the distribution is correctly recovered asymptotically in h/η . The same cannot be verified at $\text{Re}_\lambda = 400$, since the cut-off at g prevents convergence of the second moment of estimated accelerations.

In order to further investigate the errors on the estimate of the acceleration, we consider the joint distribution $P(a_i, gp_i)$ (with $i = x, y$) of each acceleration component and its estimate. As show in Fig.5 such distributions confirm a tendency of smaller particles to overestimate accelerations. Only for $\text{Re}_\lambda = 400$ the largest particles underestimate accelerations, as can be seen by the low tails of the corresponding PDF in Fig.4 and by a slight asymmetry of $P(a_x, gp_x)$ towards quadrants in which $|gp_x| < |a_x|$. The strongly intermittent nature of both acceleration and vorticity suggests to investigate in more detail how accurately accelerations of different magnitude can be estimated via (4). The conditional average $\langle |1 - gp_x/a_x|; a_x \rangle$ is shown in Fig.6 for both values of Re_λ . Let us first consider the curves at $\text{Re}_\lambda = 200$. It is evident that larger particles (i.e. with faster reorientation time) provide better estimates: the largest particles, with $h = 0.5\text{mm}$ give a minimum relative error of around 0.2. Through most of the observed range, the relative error is smaller for larger accelerations, because the effect of vorticity decreases accordingly. Indeed, the same figure also compares the relative error with $v_0(\omega \times \mathbf{p})$, showing that, for all but the largest accelerations, the error in the estimate comes from the vorticity term in (2), consistently with the assumption of fast orientation. For accelerations larger than $\sim 0.1g$ the effect of finite gravity causes deviations from this behaviour and eventually an increase of the relative error, as expected. This effect is less evident for smaller particles, most likely because they tend to overestimate the acceleration while the finite gravity effect leads to an underestimate

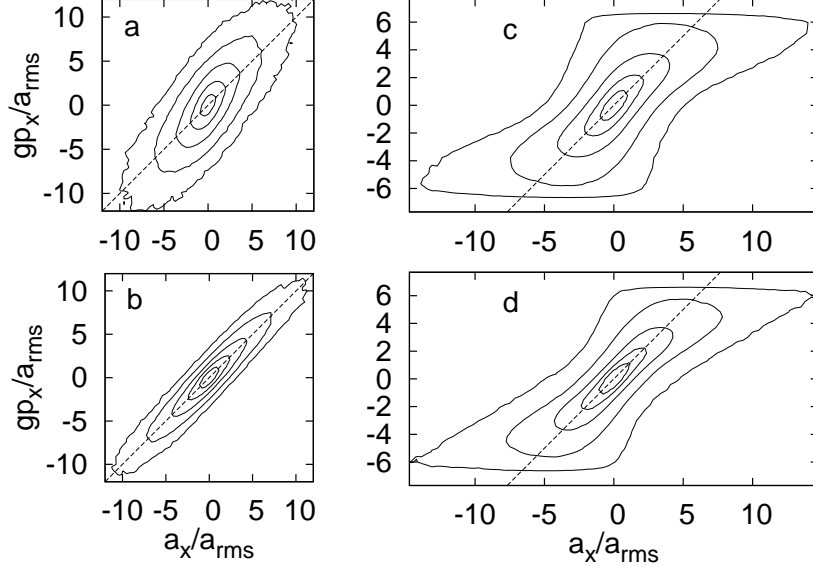


FIG. 5: Joint PDF of acceleration and estimated acceleration, for $\text{Re}_\lambda = 200$ (a,b) and $\text{Re}_\lambda = 400$ (c,d). Each panel refers to a different value of the displacement, 0.2mm (a,c) and 0.5mm (b,d). Contour levels are set a factor 10 apart starting from 10^{-1} (at the centre) down. The straight line marks $gp_x = a_x$ for reference. While the tendency is generally that of overestimating large accelerations (appearing as a clockwise tilt of the level sets), stronger "clockwise" lobes appears for the larger displacement at Re_λ (d), compatible with the lower tails in the corresponding PDF of Fig.4. Note that the strong deformation of the PDF in (c) and (d) is due to the cut-off gp_x .

so that there is a compensation between the two opposite effects. The right panel shows that the effect of finite gravity is much larger for $\text{Re}_\lambda = 400$, as expected. However, one should note that the vorticity term would give with the same particles a smaller error in this second case than for $\text{Re}_\lambda = 200$. Indeed, by estimating the error due to vorticity as v_0/u_η one would get a value about 1.9 smaller for the higher Re_λ , compatible within 10% with the numerical results around $a \sim a_{\text{rms}}$. We stress that this observation is not valid in general: it is a consequence of the fact that, in our case, the flow at higher Re has a larger effective integral scale and a larger u_η .

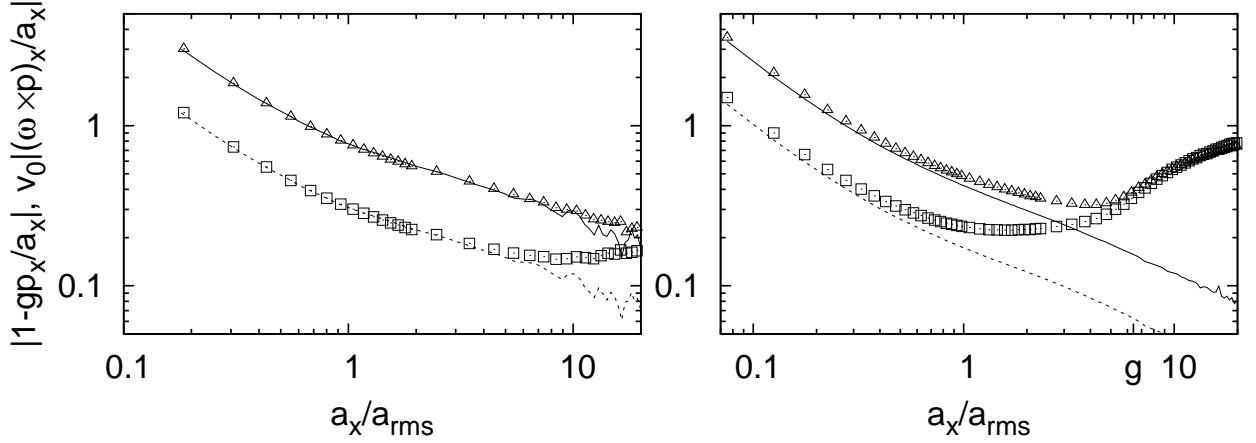


FIG. 6: Relative error on the estimate of one component of acceleration by (4). The average $\langle |1 - gp_x/a_x|; a_x \rangle$ conditioned on the local value of a_x (symbols) is compared with the contribution due to the vorticity term in (2) $\langle v_0|\omega_y p_z - \omega_z p_y|; a_x \rangle$ (lines). For $\text{Re}_\lambda = 200$ (left), the latter clearly constitutes the main contribution to the error. At $\text{Re}_\lambda = 400$ (right), the estimate of larger accelerations is clearly affected by the finite value of g . Data refer to $h = 0.2\text{mm}$ (triangles, solid line) and $h = 0.5\text{mm}$ (squares, dotted line).

IV. CONCLUSION AND DISCUSSION

Summarizing our numerical results, it appears that the orientation of biased particles could be a viable proxy for fluid acceleration, at least at moderate Re . It is clearly important to establish a way to estimate the proper particle size based on the parameters of the turbulent flow to be examined.

Although particle size does not directly enter the model equations, the offset h clearly puts a lower limit on particle radius. This point must be carefully considered. Particles should be sufficiently biased to ensure dominance of acceleration over rotation due to vorticity, but too large particles would not obey the assumptions leading to (1) and (2).

On the other hand, experimental limitations should be considered. In order to use (4) to directly measure fluid acceleration one has to measure the tilt angle of a geotropic particle transported by the flow. One possibility is to use small spherical particles with the upper and lower hemisphere of different colors as in the example of Fig.1, a simpler version of the technique used in [4]. By measuring the angle θ of the particle “equator” with respect to the horizontal plane one has $p_x = \sin \theta$.

A precise determination of θ requires sufficient resolution of the particle pattern and therefore not too small particles. On the other hand, because the measure is instantaneous, there is no need to follow the particles. Therefore, the camera could be placed to zoom a small region of the fluid only, and to acquire data when a particle comes in that region.

Let us finally comment about possible corrections to the described behavior, for the two cases of particles too small or too large. If the offset h is too small, the vorticity term in (2) is no longer negligible. As a consequence, reconstruction of acceleration would require independent information on vorticity, so that a more complex method would be required. Furthermore, fast orientation is at the basis of (4) which allows one to avoid particle tracking, and would be important to follow high frequency fluctuations accurately. In the case of too large particles, the creeping flow assumption would be inaccurate. Nonetheless, the tilting angle would still provide information on the fluid acceleration but equation (2) has to be modified to take inertial terms into account.

A further aspect that should be taken into account is finite size effects on particle trajectory. In general one expects that particles larger than the Kolmogorov scale deviate from fluid trajectories. However there is evidence that acceleration statistics are not strongly influenced by particle size [12, 13, 15]. Numerical and experimental results suggest that addition of the so called Faxen terms in the equation for particle trajectory can account for the main deviations, providing a method to estimate the related errors [12, 13]. Such corrections should become relevant when the radius of the particle is larger than $\eta\sqrt{\text{Re}_\lambda}$, which for experiments comparable to the ones we considered would give $O(10)\eta$ [12] thus allowing for some range of sizes to explore.

Given the above constraints we can conclude that the proposed method would be reasonably accurate for typical experimental settings at moderate Reynolds numbers or when large Reynolds number are achieved thanks to a large integral scale. In spite of the above discussed limitations, we think that the idea of exploiting biased particles to measure acceleration without tracking may be interesting especially if technology can be pushed to the possibility to measure the tilting angle of many particles at the same time, allowing for the reconstruction of the spatial field of accelerations.

Acknowledgments

The authors acknowledge support by the COST Action MP0806 and MIUR PRIN-2009PYYZM5

- [1] F. Toschi, and E. Bodenschatz, *Lagrangian properties of particles in turbulence*, Annual Review of Fluid Mechanics 41 (2009), pp. 375–404.
- [2] A. Arnéodo et al., *Universal intermittent properties of particle trajectories in highly turbulent flows*, Physical Review Letters 100 (2008), p. 254504.
- [3] L. Biferale, G. Boffetta, A. Celani, B. Devenish, A. Lanotte, and F. Toschi, *Multifractal statistics of Lagrangian velocity and acceleration in turbulence*, Physical review letters 93 (2004), p. 64502.
- [4] R. Zimmermann, Y. Gasteuil, M. Bourgoïn, R. Volk, A. Pumir, and J.F. Pinton, *Rotational Intermittency and Turbulence Induced Lift Experienced by Large Particles in a Turbulent Flow*, Phys. Rev. Lett. 106 (2011), p. 154501.
- [5] R. Zimmermann, Y. Gasteuil, M. Bourgoïn, R. Volk, A. Pumir, and J.F. Pinton, *Tracking the dynamics of translation and absolute orientation of a sphere in a turbulent flow*, Review of Scientific Instruments 82 (2011), p. 033906.
- [6] R. Zimmermann, L. Fiabane, Y. Gasteuil, R. Volk, and J. Pinton, *Measuring Lagrangian accelerations using an instrumented particle*, (2012), arXiv preprint arXiv:1206.1617.
- [7] S. Klein, M. Gibert, A. Bérut, and E. Bodenschatz, *Simultaneous 3D measurement of the translation and rotation of finite size particles and the flow field in a fully developed turbulent water flow*, Measurement Science and Technology 24 (2013), p. 024006
- [8] D. Vincenzi, *Orientation of non-spherical particles in an axisymmetric random flow*, (2012), arXiv preprint arXiv:1206.0945.
- [9] S. Parsa, E. Calzavarini, F. Toschi, and G. Voth, *Rotation rate of rods in turbulent fluid flow* Physical Review Letters 109 (2012), p. 134501
- [10] T.J. Pedley, and J.O. Kessler, *Hydrodynamic Phenomena in Suspensions of Swimming Microorganisms*, Annual Review of Fluid Mechanics 24 (1992), pp. 313–358.
- [11] M.R. Maxey, and J.J. Riley, *Equation of motion for a small rigid sphere in a nonuniform*

- flow*, Physics of Fluids 26 (1983), p. 883.
- [12] E. Calzavarini, R. Volk, M. Bourgoïn, E. Leveque, J. Pinton, and F. Toschi, *Acceleration statistics of finite-sized particles in turbulent flow: the role of Faxén forces*, Journal of Fluid Mechanics 630 (2009), p. 179.
 - [13] H. Homann, and J. Bec, *Finite-size effects in the dynamics of neutrally buoyant particles in turbulent flow*, Journal of Fluid Mechanics 651 (2010), p. 81.
 - [14] G. Voth, A. la Porta, A. Crawford, J. Alexander, and E. Bodenschatz, *Measurement of particle accelerations in fully developed turbulence*, Journal of Fluid Mechanics 469 (2002), pp. 121–160.
 - [15] N.M. Qureshi, M. Bourgoïn, C. Baudet, A. Cartellier, and Y. Gagne, *Turbulent Transport of Material Particles: An Experimental Study of Finite Size Effects*, Phys. Rev. Lett. 99 (2007), p. 184502.
 - [16] A. La Porta, G. Voth, A. Crawford, J. Alexander, and E. Bodenschatz, *Fluid particle accelerations in fully developed turbulence*, Nature 409 (2001), pp. 1017–1019.
 - [17] F. Toschi, L. Biferale, M. Cencini, E. Calzavarini, A. Lanotte, and J. Bec, *Heavy particles in turbulent flows RM-2007-GRAD-2048.St0. iCFDdatabase. Dataset.*, (2011), <http://dx.doi.org/10.4121/uuid:a64319d5-1735-4bf1-944b-8e9187e4b9d6>.
 - [18] L. Biferale, G. Boffetta, A. Celani, A. Lanotte, and F. Toschi, *Particle trapping in three-dimensional fully developed turbulence*, Physics of Fluids 17 (2005), p. 021701.