

AperTO - Archivio Istituzionale Open Access dell'Università di Torino

Observation of a structure at $1.84 \text{ GeV}/c^2$ in the $3(\pi^+\pi^-)$ mass spectrum in $J/\psi \rightarrow \gamma 3(\pi^+\pi^-)$ decays

This is a pre print version of the following article:

Original Citation:

Availability:

This version is available <http://hdl.handle.net/2318/141571> since

Published version:

DOI:10.1103/PhysRevD.88.091502

Terms of use:

Open Access

Anyone can freely access the full text of works made available as "Open Access". Works made available under a Creative Commons license can be used according to the terms and conditions of said license. Use of all other works requires consent of the right holder (author or publisher) if not exempted from copyright protection by the applicable law.

(Article begins on next page)



UNIVERSITÀ DEGLI STUDI DI TORINO

This is an author version of the contribution published on:

Questa è la versione dell'autore dell'opera:

[Phys.Rev. D88 (2013) 9, 091502,

<http://dx.doi.org/10.1103/PhysRevD.88.091502>]

The definitive version is available at:

La versione definitiva è disponibile alla URL:

[<http://journals.aps.org/prd/abstract/10.1103/PhysRevD.88.091502>]

Observation of a structure at 1.84 GeV/c² in the 3($\pi^+\pi^-$) mass spectrum in $J/\psi \rightarrow \gamma 3(\pi^+\pi^-)$ decays

M. Ablikim¹, M. N. Achasov^{6,a}, O. Albayrak³, D. J. Ambrose³⁹, F. F. An¹, Q. An⁴⁰, J. Z. Bai¹, R. Baldini Ferroli^{17A}, Y. Ban²⁶, J. Becker², J. V. Bennett¹⁶, M. Bertani^{17A}, J. M. Bian³⁸, E. Boger^{19,b}, O. Bondarenko²⁰, I. Boyko¹⁹, R. A. Briere³, V. Bytev¹⁹, H. Cai⁴⁴, X. Cai¹, O. Cakir^{34A}, A. Calcaterra^{17A}, G. F. Cao¹, S. A. Cetin^{34B}, J. F. Chang¹, G. Chelkov^{19,b}, G. Chen¹, H. S. Chen¹, J. C. Chen¹, M. L. Chen¹, S. J. Chen²⁴, X. Chen²⁶, X. R. Chen²¹, Y. B. Chen¹, H. P. Cheng¹⁴, Y. P. Chu¹, D. Cronin-Hennessy³⁸, H. L. Dai¹, J. P. Dai¹, D. Dedovich¹⁹, Z. Y. Deng¹, A. Denig¹⁸, I. Denysenko¹⁹, M. Destefanis^{43A,43C}, W. M. Ding²⁸, Y. Ding²², L. Y. Dong¹, M. Y. Dong¹, S. X. Du⁴⁶, J. Fang¹, S. S. Fang¹, L. Fava^{43B,43C}, C. Q. Feng⁴⁰, P. Friedel², C. D. Fu¹, J. L. Fu²⁴, O. Fuks^{19,b}, Y. Gao³³, C. Geng⁴⁰, K. Goetzen⁷, W. X. Gong¹, W. Gradl¹⁸, M. Greco^{43A,43C}, M. H. Gu¹, Y. T. Gu⁹, Y. H. Guan³⁶, A. Q. Guo²⁵, L. B. Guo²³, T. Guo²³, Y. P. Guo²⁵, Y. L. Han¹, F. A. Harris³⁷, K. L. He¹, M. He¹, Z. Y. He²⁵, T. Held², Y. K. Heng¹, Z. L. Hou¹, C. Hu²³, H. M. Hu¹, J. F. Hu³⁵, T. Hu¹, G. M. Huang⁴, G. S. Huang⁴⁰, J. S. Huang¹², L. Huang¹, X. T. Huang²⁸, Y. Huang²⁴, T. Hussain⁴², C. S. Ji⁴⁰, Q. Ji¹, Q. P. Ji²⁵, X. B. Ji¹, X. L. Ji¹, L. L. Jiang¹, X. S. Jiang¹, J. B. Jiao²⁸, Z. Jiao¹⁴, D. P. Jin¹, S. Jin¹, F. F. Jing³³, N. Kalantar-Nayestanaki²⁰, M. Kavatsyuk²⁰, B. Kopf², M. Kornicer³⁷, W. Kuehn³⁵, W. Lai¹, J. S. Lange³⁵, M. Lara¹⁶, P. Larin¹¹, M. Leyhe², C. H. Li¹, Cheng Li⁴⁰, Cui Li⁴⁰, D. M. Li⁴⁶, F. Li¹, G. Li¹, H. B. Li¹, J. C. Li¹, K. Li¹⁰, Lei Li¹, Q. J. Li¹, S. L. Li¹, W. D. Li¹, W. G. Li¹, X. L. Li²⁸, X. N. Li¹, X. Q. Li²⁵, X. R. Li²⁷, Z. B. Li³², H. Liang⁴⁰, Y. F. Liang³⁰, Y. T. Liang³⁵, G. R. Liao³³, X. T. Liao¹, D. Lin¹¹, B. J. Liu¹, C. L. Liu³, C. X. Liu¹, F. H. Liu²⁹, Fang Liu¹, Feng Liu⁴, H. Liu¹, H. B. Liu⁹, H. H. Liu¹³, H. M. Liu¹, H. W. Liu¹, J. P. Liu⁴⁴, K. Liu³³, K. Y. Liu²², P. L. Liu²⁸, Q. Liu³⁶, S. B. Liu⁴⁰, X. Liu²¹, Y. B. Liu²⁵, Z. A. Liu¹, Zhiqiang Liu¹, Zhiqing Liu¹, H. Loehner²⁰, X. C. Lou^{1,c}, G. R. Lu¹², H. J. Lu¹⁴, J. G. Lu¹, Q. W. Lu²⁹, X. R. Lu³⁶, Y. P. Lu¹, C. L. Luo²³, M. X. Luo⁴⁵, T. Luo³⁷, X. L. Luo¹, M. Lv¹, C. L. Ma³², F. C. Ma²², H. L. Ma¹, Q. M. Ma¹, S. Ma¹, T. Ma¹, X. Y. Ma¹, F. E. Maas¹¹, M. Maggiora^{43A,43C}, Q. A. Malik⁴², Y. J. Mao²⁶, Z. P. Mao¹, J. G. Messchendorp²⁰, J. Min¹, T. J. Min¹, R. E. Mitchell¹⁶, X. H. Mo¹, H. Moeini²⁰, C. Morales Morales¹¹, K. Moriya¹⁶, N. Yu. Muchnoi^{6,a}, H. Muramatsu³⁹, Y. Nefedov¹⁹, C. Nicholson³⁶, I. B. Nikolaev^{6,a}, Z. Ning¹, S. L. Olsen²⁷, Q. Ouyang¹, S. Pacetti^{17B}, J. W. Park³⁷, M. Pelizaeus², H. P. Peng⁴⁰, K. Peters⁷, J. L. Ping²³, R. G. Ping¹, R. Poling³⁸, E. Prencipe¹⁸, M. Qi²⁴, S. Qian¹, C. F. Qiao³⁶, L. Q. Qin²⁸, X. S. Qin¹, Y. Qin²⁶, Z. H. Qin¹, J. F. Qiu¹, K. H. Rashid⁴², G. Rong¹, X. D. Ruan⁹, A. Sarantsev^{19,d}, M. Shao⁴⁰, C. P. Shen^{37,e}, X. Y. Shen¹, H. Y. Sheng¹, M. R. Shepherd¹⁶, W. M. Song¹, X. Y. Song¹, S. Spataro^{43A,43C}, B. Spruck³⁵, D. H. Sun¹, G. X. Sun¹, J. F. Sun¹², S. S. Sun¹, Y. J. Sun⁴⁰, Y. Z. Sun¹, Z. J. Sun¹, Z. T. Sun⁴⁰, C. J. Tang³⁰, X. Tang¹, I. Tapan^{34C}, E. H. Thorndike³⁹, D. Toth³⁸, M. Ullrich³⁵, I. Uman^{34B}, G. S. Varner³⁷, B. Wang¹, B. Q. Wang²⁶, D. Wang²⁶, D. Y. Wang²⁶, K. Wang¹, L. L. Wang¹, L. S. Wang¹, M. Wang²⁸, P. Wang¹, P. L. Wang¹, Q. J. Wang¹, S. G. Wang²⁶, X. F. Wang³³, X. L. Wang⁴⁰, Y. D. Wang^{17A}, Y. F. Wang¹, Y. Q. Wang¹⁸, Z. Wang¹, Z. G. Wang¹, Z. Y. Wang¹, D. H. Wei⁸, J. B. Wei²⁶, P. Weidenkaff¹⁸, Q. G. Wen⁴⁰, S. P. Wen¹, M. Werner³⁵, U. Wiedner², L. H. Wu¹, N. Wu¹, S. X. Wu⁴⁰, W. Wu²⁵, Z. Wu¹, L. G. Xia³³, Y. X. Xia¹⁵, Z. J. Xiao²³, Y. G. Xie¹, Q. L. Xiu¹, G. F. Xu¹, G. M. Xu²⁶, Q. J. Xu¹⁰, Q. N. Xu³⁶, X. P. Xu^{27,31}, Z. R. Xu⁴⁰, Z. Xue¹, L. Yan⁴⁰, W. B. Yan⁴⁰, Y. H. Yan¹⁵, H. X. Yang¹, Y. Yang⁴, Y. X. Yang⁸, H. Ye¹, M. Ye¹, M. H. Ye⁵, B. X. Yu¹, C. X. Yu²⁵, H. W. Yu²⁶, J. S. Yu²¹, S. P. Yu²⁸, C. Z. Yuan¹, Y. Yuan¹, A. A. Zafar⁴², A. Zallo^{17A}, S. L. Zang²⁴, Y. Zeng¹⁵, B. X. Zhang¹, B. Y. Zhang¹, C. Zhang²⁴, C. C. Zhang¹, D. H. Zhang¹, H. H. Zhang³², H. Y. Zhang¹, J. Q. Zhang¹, J. W. Zhang¹, J. Y. Zhang¹, J. Z. Zhang¹, LiLi Zhang¹⁵, R. Zhang³⁶, S. H. Zhang¹, X. J. Zhang¹, X. Y. Zhang²⁸, Y. Zhang¹, Y. H. Zhang¹, Z. P. Zhang⁴⁰, Z. Y. Zhang⁴⁴, Zhenghao Zhang⁴, G. Zhao¹, H. S. Zhao¹, J. W. Zhao¹, K. X. Zhao²³, Lei Zhao⁴⁰, Ling Zhao¹, M. G. Zhao²⁵, Q. Zhao¹, S. J. Zhao⁴⁶, T. C. Zhao¹, X. H. Zhao²⁴, Y. B. Zhao¹, Z. G. Zhao⁴⁰, A. Zhemchugov^{19,b}, B. Zheng⁴¹, J. P. Zheng¹, Y. H. Zheng³⁶, B. Zhong²³, L. Zhou¹, X. Zhou⁴⁴, X. K. Zhou³⁶, X. R. Zhou⁴⁰, C. Zhu¹, K. Zhu¹, K. J. Zhu¹, S. H. Zhu¹, X. L. Zhu³³, Y. C. Zhu⁴⁰, Y. M. Zhu²⁵, Y. S. Zhu¹, Z. A. Zhu¹, J. Zhuang¹, B. S. Zou¹, J. H. Zou¹

(BESIII Collaboration)

¹ Institute of High Energy Physics, Beijing 100049, People's Republic of China

² Bochum Ruhr-University, D-44780 Bochum, Germany

³ Carnegie Mellon University, Pittsburgh, Pennsylvania 15213, USA

⁴ Central China Normal University, Wuhan 430079, People's Republic of China

⁵ China Center of Advanced Science and Technology, Beijing 100190, People's Republic of China

⁶ G.I. Budker Institute of Nuclear Physics SB RAS (BINP), Novosibirsk 630090, Russia

⁷ GSI Helmholtzcentre for Heavy Ion Research GmbH, D-64291 Darmstadt, Germany

⁸ Guangxi Normal University, Guilin 541004, People's Republic of China

⁹ Guangxi University, Nanning 530004, People's Republic of China

¹⁰ Hangzhou Normal University, Hangzhou 310036, People's Republic of China

¹¹ Helmholtz Institute Mainz, Johann-Joachim-Becher-Weg 45, D-55099 Mainz, Germany

¹² Henan Normal University, Xinxiang 453007, People's Republic of China

¹³ Henan University of Science and Technology, Luoyang 471003, People's Republic of China

¹⁴ Huangshan College, Huangshan 245000, People's Republic of China

¹⁵ Hunan University, Changsha 410082, People's Republic of China

¹⁶ Indiana University, Bloomington, Indiana 47405, USA

¹⁷ (A)INFN Laboratori Nazionali di Frascati, I-00044, Frascati, Italy; (B)INFN and University of Perugia, I-06100, Perugia, Italy

- ¹⁸ Johannes Gutenberg University of Mainz, Johann-Joachim-Becher-Weg 45, D-55099 Mainz, Germany
- ¹⁹ Joint Institute for Nuclear Research, 141980 Dubna, Moscow region, Russia
- ²⁰ KVI, University of Groningen, NL-9747 AA Groningen, The Netherlands
- ²¹ Lanzhou University, Lanzhou 730000, People's Republic of China
- ²² Liaoning University, Shenyang 110036, People's Republic of China
- ²³ Nanjing Normal University, Nanjing 210023, People's Republic of China
- ²⁴ Nanjing University, Nanjing 210093, People's Republic of China
- ²⁵ Nankai university,
- ²⁶ Peking University, Beijing 100871, People's Republic of China
- ²⁷ Seoul National University, Seoul, 151-747 Korea
- ²⁸ Shandong University, Jinan 250100, People's Republic of China
- ²⁹ Shanxi University, Taiyuan 030006, People's Republic of China
- ³⁰ Sichuan University, Chengdu 610064, People's Republic of China
- ³¹ Soochow University, Suzhou 215006, People's Republic of China
- ³² Sun Yat-Sen University, Guangzhou 510275, People's Republic of China
- ³³ Tsinghua University, Beijing 100084, People's Republic of China
- ³⁴ (A) Ankara University, Dogol Caddesi, 06100 Tandogan, Ankara, Turkey; (B) Dogus University, 34722 Istanbul, Turkey; (C) Uludag University, 16059 Bursa, Turkey
- ³⁵ Universitaet Giessen, D-35392 Giessen, Germany
- ³⁶ University of Chinese Academy of Sciences, Beijing 100049, People's Republic of China
- ³⁷ University of Hawaii, Honolulu, Hawaii 96822, USA
- ³⁸ University of Minnesota, Minneapolis, Minnesota 55455, USA
- ³⁹ University of Rochester, Rochester, New York 14627, USA
- ⁴⁰ University of Science and Technology of China, Hefei 230026, People's Republic of China
- ⁴¹ University of South China, Hengyang 421001, People's Republic of China
- ⁴² University of the Punjab, Lahore-54590, Pakistan
- ⁴³ (A) University of Turin, I-10125, Turin, Italy; (B) University of Eastern Piedmont, I-15121, Alessandria, Italy; (C) INFN, I-10125, Turin, Italy
- ⁴⁴ Wuhan University, Wuhan 430072, People's Republic of China
- ⁴⁵ Zhejiang University, Hangzhou 310027, People's Republic of China
- ⁴⁶ Zhengzhou University, Zhengzhou 450001, People's Republic of China
- ^a Also at the Novosibirsk State University, Novosibirsk, 630090, Russia
- ^b Also at the Moscow Institute of Physics and Technology, Moscow 141700, Russia
- ^c Also at the University of Texas at Dallas, Richardson, Texas 75083, USA
- ^d Also at the PNPI, Gatchina 188300, Russia
- ^e Present address: Nagoya University, Nagoya 464-8601, Japan

With a sample of 225.3 million J/ψ events taken with the BESIII detector, the decay $J/\psi \rightarrow \gamma 3(\pi^+\pi^-)$ is analyzed. A structure at 1.84 GeV/c² is observed in the $3(\pi^+\pi^-)$ invariant mass spectrum with a statistical significance of 7.6σ . The mass and width are measured to be $M = 1842.2 \pm 4.2^{+7.1}_{-2.6}$ MeV/c² and $\Gamma = 83 \pm 14 \pm 11$ MeV. The product branching fraction is determined to be $B(J/\psi \rightarrow \gamma X(1840)) \times B(X(1840) \rightarrow 3(\pi^+\pi^-)) = (2.44 \pm 0.36^{+0.60}_{-0.74}) \times 10^{-5}$. No η' signals are observed in the $3(\pi^+\pi^-)$ invariant mass spectrum, and the upper limit of the branching fraction for the decay $\eta' \rightarrow 3(\pi^+\pi^-)$ is set to be 3.1×10^{-5} at a 90% confidence level.

Within the framework of Quantum Chromodynamics (QCD), the existence of gluon self-coupling suggests that in addition to conventional meson and baryon states, there may exist bound states such as glueballs, hybrid states and multiquark states. Experimental searches for glueballs and hybrid states have been carried out for many years, and so far no conclusive evidence has been found. The establishment of new forms of hadronic matter beyond simple quark-antiquark system remains one of the main interests in experimental particle physics.

Decays of the J/ψ particle have always been regarded as an ideal environment in which to study light hadron spectroscopy and search for new hadrons. At BESII, important advances in light hadron spectroscopy were made using studies of J/ψ radiative decays [1–3]. Of interest is

the observation of the $X(1835)$ state in $J/\psi \rightarrow \gamma \pi^+\pi^-\eta'$ decay, which was confirmed recently by BESIII [4] and CLEO-c [5]. Since the discovery of the $X(1835)$, many possible interpretations have been proposed, such as a $p\bar{p}$ bound state [6–9], a glueball [10, 11], or a radial excitation of the η' meson [12, 13]. In the search for the $X(1835)$ in other J/ψ hadronic decays, BESIII reported the first observation of the $X(1870)$ in $J/\psi \rightarrow \omega \pi^+\pi^-\eta$ [14]. More recently, BESIII performed spin-parity analyses of threshold structures, the $X(p\bar{p})$, observed in $J/\psi \rightarrow \gamma p\bar{p}$ [15], and the $X(1810)$, observed in $J/\psi \rightarrow \gamma \omega \phi$ [16]. The spin-parity of the $X(p\bar{p})$ is found to be 0^{-+} and the $X(1810)$ is confirmed to be a 0^{++} state. To understand their nature, further study is strongly needed, in particular, in searching for new decay

127 modes.

128 Since the $X(1835)$ was confirmed to be a pseudoscalar
129 particle [4] and it may have properties in common with
130 the η_c . Six charged pions is a known decay mode of the
131 η_c ; therefore, J/ψ radiative decays to $3(\pi^+\pi^-)$ may be a
132 favorable channel to search for the X states in the 1.8 -
133 1.9 GeV/c^2 region.

134 In this letter, we present results of a study of $J/\psi \rightarrow$
135 $\gamma 3(\pi^+\pi^-)$ decays using a sample of $(225.3 \pm 2.8) \times 10^6$
136 J/ψ events [18] collected with the BESIII detector [19].
137 A structure at 1.84 GeV/c^2 (denoted as $X(1840)$ in this
138 letter), is clearly observed in the mass spectrum of six
139 charged pions. Meanwhile in an attempt to search for
140 η' decaying into six charged pions, no η' signals are ob-
141 served. The upper limit on the decay branching fraction
142 is set at a 90% confidence level.

143 The BESIII detector is a magnetic spectrometer lo-
144 cated at BEPCII [20], a double-ring e^+e^- collider with
145 the design peak luminosity of $10^{33} \text{ cm}^{-2}\text{s}^{-1}$ at a cen-
146 ter of mass energy of 3.773 GeV. The cylindrical core
147 of the BESIII detector consists of a helium-based main
148 drift chamber (MDC), a plastic scintillator time-of-flight
149 system (TOF), and a CsI(Tl) electromagnetic calorim-
150 eter (EMC), which are all enclosed in a superconduct-
151 ing solenoidal magnet providing a 1.0 T magnetic field.
152 The solenoid is supported by an octagonal flux-return
153 yoke with resistive plate counter muon identifier mod-
154 ules interleaved with steel. The acceptance of charged
155 particles and photons is 93% over 4π solid angle, and
156 the charged-particle momentum resolution at 1 GeV/c is
157 0.5%. The EMC measures photon energies with the reso-
158 lution of 2.5% (5%) at 1 GeV in the barrel (endcaps).
159

160 Monte Carlo (MC) simulations are used to estimate
161 the backgrounds and determine the detection efficiency.
162 Simulated events are processed using GEANT4 [21, 22],
163 where measured detector resolutions are incorporated.

164 Charged tracks are reconstructed using hits in the
165 MDC and are required to pass within ± 10 cm from the
166 interaction point in the beam direction and ± 1 cm in
167 the perpendicular plane to the beam. The polar angle
168 of the charged tracks should be in the region $|\cos\theta| < 0.93$.
169 Photon candidates are selected from showers in the
170 EMC with the energy deposit in the EMC barrel region
171 ($|\cos\theta| < 0.8$) greater than 25 MeV and in the EMC
172 endcap region ($0.86 < |\cos\theta| < 0.92$) greater than 50
173 MeV. The photon candidates should be isolated from the
174 charged tracks by an opening angle of 10° .

175 Candidate events are required to have six charged
176 tracks with zero net charge and at least one photon. All
177 the charged tracks are assumed to be pions. The candi-
178 date events are required to successfully pass a primary
179 vertex fit. A four-momentum constraint (4C) kinematic
180 fit is performed to the $J/\psi \rightarrow \gamma 3(\pi^+\pi^-)$ hypothesis, and
181 the χ^2_{4C} is required to be less than 30. If the number of
182 photon candidates is more than one, the $\gamma 3(\pi^+\pi^-)$ com-
bination with the minimum χ^2_{4C} is selected. To suppress

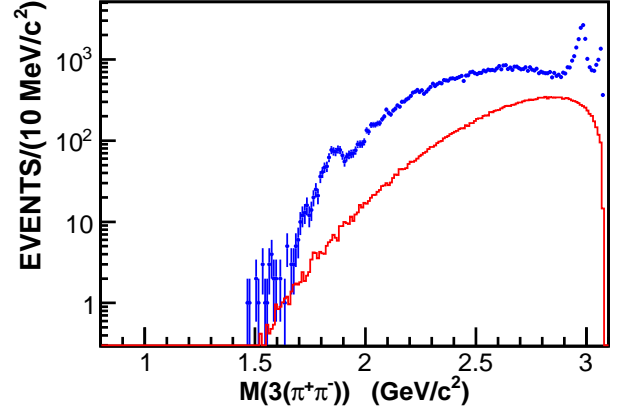


FIG. 1. Distribution of the invariant mass of $3(\pi^+\pi^-)$ from $J/\psi \rightarrow \gamma 3(\pi^+\pi^-)$ events. The dots with error bars are data; the histogram is phase space events with an arbitrary normalization.

background events with multi-photons in the final states, $P_{t\gamma}^2 = 2|\vec{P}_{\text{miss}}|^2(1 - \cos\theta_{\text{miss}})$ is required to be less than $0.0004 \text{ GeV}^2/c^2$, where \vec{P}_{miss} is the missing momentum of the six charged tracks and θ_{miss} is the angle between the missing momentum and the momentum of the radiative photon. To further reject backgrounds with additional photons in the final state, the χ^2_{4C} of four-constraint kinematic fit in the hypothesis of $J/\psi \rightarrow \gamma 3(\pi^+\pi^-)$ is required to be less than that of the $\gamma\gamma 3(\pi^+\pi^-)$ hypothesis, and the $\gamma\gamma$ invariant mass in the $\gamma\gamma 3(\pi^+\pi^-)$ hypothesis is required to be $|M(\gamma\gamma) - M(\pi^0)| > 0.01 \text{ GeV}/c^2$. To suppress background events with $K_S \rightarrow \pi^+\pi^-$ in the final state, K_S candidates are reconstructed from secondary vertex fits to all oppositely charged track pairs. The invariant mass $M(\pi^+\pi^-)$ must be within the range $|M(\pi^+\pi^-) - M(K_S)| < 0.005 \text{ GeV}/c^2$, where the $M(K_S)$ is the nominal K_S mass [17]. The number of K_S candidates is required to be less than 2.

Figure 1 shows the $3(\pi^+\pi^-)$ invariant mass spectrum for events that survive the above selection criteria, where a clear η_c peak is observed around $2.98 \text{ GeV}/c^2$, no evident η' signal is observed, and a distinct enhancement is seen around $1.84 \text{ GeV}/c^2$. In Fig. 2, the $M(3(\pi^+\pi^-))$ distribution is plotted in the range $[1.55, 2.15] \text{ GeV}/c^2$.

To investigate possible backgrounds, we use a MC sample of 225 million simulated J/ψ decays, in which the decays with known branching fractions [17] are generated by BESEVTGEN [23] and unmeasured J/ψ decays by the Lundcharm model [24]. With the same selection criteria, we find no evident structure at $1.84 \text{ GeV}/c^2$. The background resulting from other, incorrectly reconstructed event topologies is mainly from $J/\psi \rightarrow \pi^0 3(\pi^+\pi^-)$, which show no structure at $1.84 \text{ GeV}/c^2$ in the $3(\pi^+\pi^-)$ mass spectrum. To estimate this contribution, we reconstruct the $J/\psi \rightarrow \pi^0 3(\pi^+\pi^-)$ decay from data and

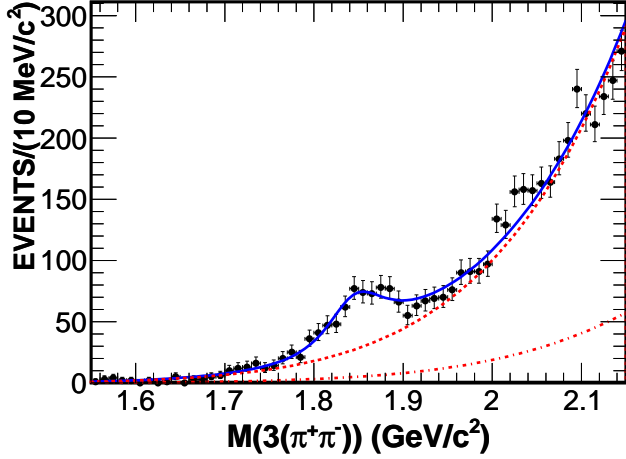


FIG. 2. The fit of mass spectrum of $3(\pi^+\pi^-)$. The dots with error bars are data; the solid line is the fit result. The dashed line represents all the backgrounds, including the background events from $J/\psi \rightarrow \pi^0 3(\pi^+\pi^-)$ (dash-dotted line, fixed in the fit) and a third-order polynomial representing other backgrounds.

then re-weight the $3(\pi^+\pi^-)$ invariant mass spectrum by a multiplicative weighting factor $\varepsilon_1/\varepsilon_2$, where ε_1 and ε_2 are the efficiencies for $J/\psi \rightarrow \pi^0 3(\pi^+\pi^-)$ MC events to pass $J/\psi \rightarrow \gamma 3(\pi^+\pi^-)$ and $J/\psi \rightarrow \pi^0 3(\pi^+\pi^-)$ selection criteria, respectively. The selection criteria for $J/\psi \rightarrow \pi^0 3(\pi^+\pi^-)$ are similar to those applied to $J/\psi \rightarrow \gamma 3(\pi^+\pi^-)$ except for the requirement of an additional photon. The background analysis shows that the structure at $1.84 \text{ GeV}/c^2$ in the $3(\pi^+\pi^-)$ mass spectrum does not come from background events.

To extract the number of signal events associated with the peaking structure, an unbinned maximum likelihood fit is applied to the six pion mass spectrum. The fit includes three components: a signal shape, shapes for the $J/\psi \rightarrow \pi^0 3(\pi^+\pi^-)$ background and other backgrounds, which have the same final states, but not contribute to the structure around $1.84 \text{ GeV}/c^2$. The signal shape is described with a Breit-Wigner function modified by effects of the phase space factor and the detection efficiency, which is determined by a phase-space MC simulation of $J/\psi \rightarrow \gamma 3(\pi^+\pi^-)$. The Breit-Wigner function is convolved with a Gaussian function to account for the detector resolution ($5.1 \text{ MeV}/c^2$, determined from MC simulation). For the background shape, the contribution from the $J/\psi \rightarrow \pi^0 3(\pi^+\pi^-)$ background, which is fixed in the fit and shown by the dash-dotted line in Fig. 2, is represented by the re-weighted $3(\pi^+\pi^-)$ invariant mass spectrum, while other contributions are represented by a third-order polynomial. The total background is shown as the dashed line in Fig. 2.

The fit yields 632 ± 93 events in the peak at $1842.2 \pm 4.2 \text{ MeV}/c^2$ and a width of $\Gamma = 83 \pm 14 \text{ MeV}$. The statistical

significance of the signal is determined from the change in log likelihood and the change of number of degrees of freedom (d.o.f) in the fit with and without the structure $X(1840)$. Different possibilities have been studied by varying the fit range and the background shapes and by removing the phase space factor. Among all possibilities the smallest statistical significance was 7.6σ corresponding to $-2\Delta\ln L = 67$ and $\Delta\text{d.o.f} = 3$. With the detection efficiency, $(11.5 \pm 0.1)\%$, obtained from the phase space MC simulation, the product branching fraction is measured to be $B(J/\psi \rightarrow \gamma X(1840)) \times B(X(1840) \rightarrow 3(\pi^+\pi^-)) = (2.44 \pm 0.36) \times 10^{-5}$, where the error is statistical only.

No η' events are observed in the $3(\pi^+\pi^-)$ mass spectrum. The upper limit at the 90% confidence level is 2.44 events with the confidence intervals suggested in Ref. [25]. The detection efficiency in the mass region $[0.928, 0.988] \text{ GeV}/c^2$ is determined to be $(7.8 \pm 0.1)\%$ from the MC simulation. Since only the statistical error is considered when we obtain the 90% upper limit of the number of events, the upper limit of the number of events is shifted up by one sigma of the total systematic uncertainty shown below in Table I. With the number of J/ψ events and the measured $B(J/\psi \rightarrow \gamma\eta') = (5.16 \pm 0.15) \times 10^{-3}$ [17], the upper limit of the branching fraction is obtained to be $B(\eta' \rightarrow 3(\pi^+\pi^-)) < 3.1 \times 10^{-5}$.

Sources of systematic errors and their corresponding contributions to the measurement of the branching fractions are summarized in Table I. The uncertainties in tracking and photon detection have been studied [26] and the difference between data and MC is about 2% per charged track and 1% per photon, which is taken as the systematic error. Uncertainty associated with the 4C kinematic fit comes from the inconsistency between data and MC simulation of the fit; this difference is reduced by correcting the track helix parameters of MC simulation, as described in detail in Ref. [27]. In this analysis, we take the efficiency with correction as the nominal value, and take the difference between the efficiencies with and without correction as the systematic uncertainty from the kinematic fit. The background uncertainty is determined by changing the background functions and the fit range. The uncertainties from the mass spectrum fit include contributions from the variation of the phase space factor and the possible impact of other resonances (eg. $f_2(2010)$). The systematic error for the $P_{\gamma\gamma}^2$ selection criterion is estimated with the sample of $J/\psi \rightarrow \pi^0 3(\pi^+\pi^-)$ by comparing the efficiency of this requirement between MC and data. For the detection efficiency uncertainty due to the unknown spin-parity of the structure, we use the difference between phase space and a pseudoscalar meson hypothesis. The uncertainties from MC statistics, the branching fraction of $J/\psi \rightarrow \gamma\eta'$ [17] and the flux of J/ψ events [18] are also considered. We assume all of these sources are independent, and take the total systematic error to be their sum in quadrature.

The systematic uncertainties on mass and width are

estimated from the mass scale, background shape, fitting range, mass spectrum fit, and possible biases due to the fitting procedure. The uncertainty from the detector resolution is checked by using a double Gaussian function as the resolution function, and the change is found to be negligible. The uncertainty from the mass scale is estimated by fitting the η_c resonance in $M(3(\pi^+\pi^-))$ spectrum. Uncertainties from the background shape and fitting range are estimated by varying the functional form used to represent the background and the fitting range. Uncertainties from mass spectrum fit include contributions from the variation of the phase space factor and the possible impact of other resonances (eg. $f_2(2010)$). Possible biases due to the fitting procedure are estimated from differences between the input and output of the mass and width values from MC studies. Adding these sources in quadrature, the total systematic error on the mass is $^{+7.1}_{-2.6}$ MeV/ c^2 and on the width is ± 11 MeV.

TABLE I. Summary of the systematic uncertainties in the branching fractions (in unit of %).

Sources	$X(1840)$	η'
MDC tracking	12	12
Photon detection	1	1
P_{τ}^2 cut	2.0	2.0
Kinematic fit	4.3	5.1
Background uncertainty	17.1	-
Mass spectrum fit	$^{+10.3}_{-20.3}$	-
Detection efficiency	6.1	-
MC statistics	0.9	1.3
$B(J/\psi \rightarrow \gamma\eta')$	-	2.9
Number of J/ψ events	1.2	1.2
Total	$^{+24.6}_{-30.2}$	13.7

In summary, we studied the decay $J/\psi \rightarrow \gamma 3(\pi^+\pi^-)$ with a 225.3 million J/ψ event sample [18] accumulated at the BESIII detector. A structure at 1.84 GeV/ c^2 is observed in the $3(\pi^+\pi^-)$ mass spectrum with a statistical significance of 7.6σ . Fitting the structure $X(1840)$ with a modified Breit-Wigner function yields $M = 1842.2 \pm 4.2^{+7.1}_{-2.6}$ MeV/ c^2 and $\Gamma = 83 \pm 14 \pm 11$ MeV. The product branching fraction is determined to be $B(J/\psi \rightarrow \gamma X(1840)) \times B(X(1840) \rightarrow 3(\pi^+\pi^-)) = (2.44 \pm 0.36^{+0.60}_{-0.74}) \times 10^{-5}$. The comparison to the BESIII results of the masses and widths of the $X(1835)$ [4], $X(p\bar{p})$ [15], $X(1870)$ [14], and $X(1810)$ [16] are displayed in Fig. 3, where the mass of $X(1840)$ is in agreement with those of $X(1835)$ and $X(p\bar{p})$, while its width is significantly different from either of them. However, we do not include the BESII result in Fig. 3 as a more precise study of the $X(1835)$ in BESIII [4] indicates that one must consider the presence of additional resonances above 2 GeV/ c^2 that were not apparent in the BESII analysis to obtain an accurate determination of the width of the $X(1835)$. Therefore, based on these data, one cannot

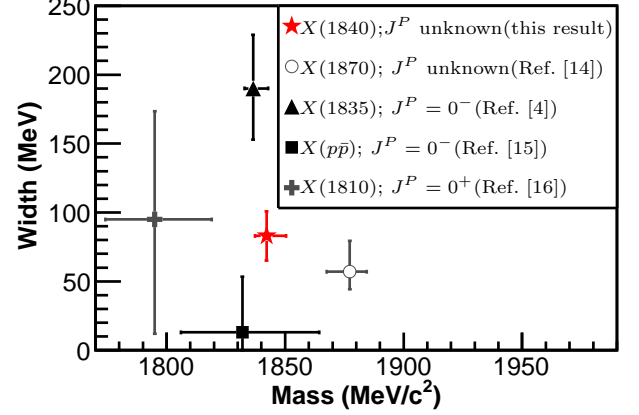


FIG. 3. Comparisons of observations at BESIII. The error bars include statistical, systematic, and, where applicable, model uncertainties.

determine whether $X(1840)$ is a new state or the signal of a $3(\pi^+\pi^-)$ decay mode of an existing state. Further study, including an amplitude analysis to determine the spin and parity of the $X(1840)$, is needed to establish the relationship between different experimental observations in this mass region and determine the nature of the underlying resonance or resonances.

A search for $\eta' \rightarrow 3(\pi^+\pi^-)$ is also performed, but no η' signal is observed. The upper limit on the branching fraction for the decay at the 90% confidence level is $B(\eta' \rightarrow 3(\pi^+\pi^-)) < 3.1 \times 10^{-5}$, which is improved by one order of magnitude compared to the previous measurement [28].

The BESIII collaboration thanks the staff of BEPCII and the computing center for their strong support. This work is supported in part by the Ministry of Science and Technology of China under Contract No. 2009CB825200; National Natural Science Foundation of China (NSFC) under Contracts Nos. 10625524, 10821063, 10825524, 10835001, 10935007, 11125525, 11175189, 11235011; Joint Funds of the National Natural Science Foundation of China under Contracts Nos. 11079008, 11179007; the Chinese Academy of Sciences (CAS) Large-Scale Scientific Facility Program; CAS under Contracts Nos. KJJCX2-YW-N29, KJJCX2-YW-N45; 100 Talents Program of CAS; German Research Foundation DFG under Contract No. Collaborative Research Center CRC-1044; Istituto Nazionale di Fisica Nucleare, Italy; Ministry of Development of Turkey under Contract No. DPT2006K-120470; U. S. Department of Energy under Contracts Nos. DE-FG02-04ER41291, DE-FG02-05ER41374, DE-FG02-94ER40823; U.S. National Science Foundation; University of Groningen (RuG) and the Helmholtzzentrum fuer Schwerionenforschung GmbH (GSI), Darmstadt; National Research Foundation of Korea Grant No. 2011-0029457 and WU Grant No. R32-10155.

-
- [1] J. Z. Bai *et al.* [BES Collaboration], Phys. Rev. Lett. **91**, 022001 (2003).
- [2] M. Ablikim *et al.* [BES Collaboration], Phys. Rev. Lett. **95**, 262001 (2005).
- [3] M. Ablikim *et al.* [BES Collaboration], Phys. Rev. Lett. **96**, 162002 (2006).
- [4] M. Ablikim *et al.* [BESIII Collaboration], Phys. Rev. Lett. **106**, 072002 (2011).
- [5] J. P. Alexander *et al.* [CLEO Collaboration], Phys. Rev. D **82**, 092002 (2010).
- [6] G. J. Ding and M. L. Yan, Phys. Rev. C **72**, 015208 (2005); G. J. Ding and M. L. Yan, Eur. Phys. J. A **28**, 351 (2006).
- [7] J. P. Dedonder, B. Loiseau, B. El-Bennich and S. Wycech, Phys. Rev. C **80**, 045207 (2009).
- [8] C. Liu, Eur. Phys. J. C **53**, 413 (2008).
- [9] Z. G. Wang and S. L. Wan, J. Phys. G **34**, 505 (2007).
- [10] B. A. Li, Phys. Rev. D **74**, 034019 (2006).
- [11] N. Kochelev and D. P. Min, Phys. Lett. B **633**, 283 (2006).
- [12] T. Huang and S. L. Zhu, Phys. Rev. D **73**, 014023 (2006).
- [13] J. S. Yu, Z. F. Sun, X. Liu and Q. Zhao, Phys. Rev. D **83**, 114007 (2011).
- [14] M. Ablikim *et al.* [BESIII Collaboration], Phys. Rev. Lett. **107**, 182001 (2011).
- [15] M. Ablikim *et al.* [BESIII Collaboration], Phys. Rev. Lett. **108**, 112003 (2012).
- [16] M. Ablikim *et al.* [BESIII Collaboration], Phys. Rev. D **87**, 032008 (2013).
- [17] J. Beringer *et al.* [Particle Data Group Collaboration], Phys. Rev. D **86**, 010001 (2012).
- [18] M. Ablikim *et al.* [BESIII Collaboration], Chin. Phys. C **36**, 915 (2012).
- [19] M. Ablikim *et al.* [BESIII Collaboration], Nucl. Instrum. Meth. A **614**, 345 (2010).
- [20] J. Z. Bai *et al.* [BES Collaboration], Nucl. Instrum. Meth. A **458**, 627 (2001).
- [21] S. Agostinelli *et al.* [GEANT4 Collaboration], Nucl. Instrum. Meth. A **506**, 250 (2003).
- [22] J. Allison *et al.*, IEEE Trans. Nucl. Sci. **53**, 270 (2006).
- [23] R. G. Ping, Chin. Phys. C **32**, 599 (2008).
- [24] J. C. Chen, G. S. Huang, X. R. Qi, D. H. Zhang and Y. S. Zhu, Phys. Rev. D **62**, 034003 (2000).
- [25] G. J. Feldman and R. D. Cousins, Phys. Rev. D **57**, 3873 (1998).
- [26] M. Ablikim *et al.* [BESIII Collaboration], Phys. Rev. D **83**, 112005 (2011).
- [27] M. Ablikim *et al.* [BESIII Collaboration], Phys. Rev. D **87**, 012002 (2013).
- [28] P. Naik *et al.* [CLEO Collaboration], Phys. Rev. Lett. **102**, 061801 (2009).