

AperTO - Archivio Istituzionale Open Access dell'Università di Torino

## Formation and reactivity of the dichloride radical (Cl<sub>2</sub>-•) in surfacewaters: A modelling approach

### This is the author's manuscript

*Original Citation:*

*Availability:*

This version is available <http://hdl.handle.net/2318/153225> since 2016-10-10T10:55:44Z

*Published version:*

DOI:10.1016/j.chemosphere.2013.09.098

*Terms of use:*

Open Access

Anyone can freely access the full text of works made available as "Open Access". Works made available under a Creative Commons license can be used according to the terms and conditions of said license. Use of all other works requires consent of the right holder (author or publisher) if not exempted from copyright protection by the applicable law.

(Article begins on next page)



## UNIVERSITÀ DEGLI STUDI DI TORINO

This Accepted Author Manuscript (AAM) is copyrighted and published by Elsevier. It is posted here by agreement between Elsevier and the University of Turin. Changes resulting from the publishing process - such as editing, corrections, structural formatting, and other quality control mechanisms - may not be reflected in this version of the text. The definitive version of the text was subsequently published in CHEMOSPHERE, 95, 2014, <http://dx.doi.org/10.1016/j.chemosphere.2013.09.098>.

You may download, copy and otherwise use the AAM for non-commercial purposes provided that your license is limited by the following restrictions:

- (1) You may use this AAM for non-commercial purposes only under the terms of the CC-BY-NC-ND license.
- (2) The integrity of the work and identification of the author, copyright owner, and publisher must be preserved in any copy.
- (3) You must attribute this AAM in the following format: Creative Commons BY-NC-ND license (<http://creativecommons.org/licenses/by-nc-nd/4.0/deed.en>), <http://dx.doi.org/10.1016/j.chemosphere.2013.09.098>

# Formation and reactivity of the dichloride radical ( $\text{Cl}_2^{\bullet-}$ ) in surface waters: A modelling approach

Marcello Brigante,<sup>1,2\*</sup> Marco Minella,<sup>3</sup> Gilles Mailhot,<sup>1,2</sup> Valter Maurino,<sup>3</sup> Claudio Minero,<sup>3</sup> Davide Vione<sup>3,4\*</sup>

<sup>1</sup> Clermont Université, Université Blaise Pascal, Institut de Chimie de Clermont-Ferrand, BP 10448, F-63000 Clermont-Ferrand, France.

<sup>2</sup> CNRS, UMR 6296, ICCF, F-63171 Aubière, France.

<sup>3</sup> Università degli Studi di Torino, Dipartimento di Chimica, Via P. Giuria 5, 10125 Torino, Italy. <http://www.chimicadellambiente.unito.it>

<sup>4</sup> Università degli Studi di Torino, Centro Interdipartimentale NatRisk, Via Leonardo da Vinci 44, 10095 Grugliasco (TO), Italy. <http://www.natrisk.org>

\* Address correspondence to either author. [marcello.brigante@univ-bpclermont.fr](mailto:marcello.brigante@univ-bpclermont.fr)  
[davide.vione@unito.it](mailto:davide.vione@unito.it)

## Abstract

The occurrence of  $\text{Cl}_2^{\bullet-}$  in natural waters would depend on the budget between triplet-sensitised photogeneration (which might have second-order rate constant of  $10^7$ - $10^9 \text{ M}^{-1} \text{ s}^{-1}$ ) and scavenging by dissolved organic matter (DOM, with possible rate constant of  $10$ - $10^3 \text{ s}^{-1}$ ). The steady-state  $[\text{Cl}_2^{\bullet-}]$  in brackish to saline waters might be in the range of  $10^{-13}$ - $10^{-12} \text{ M}$  in mid-latitude summertime, coherently with data of phenol photochlorination in seawater. Steady-state  $[\text{Cl}_2^{\bullet-}]$  would be enhanced by chloride (up to a plateau above  $0.1 \text{ M Cl}^-$ ) and inhibited by DOM. The radical  $\text{Cl}_2^{\bullet-}$  would also be a major oxidant of nitrite to the nitrating agent  $\bullet\text{NO}_2$  in brackish- and salt-water. This issue may explain the sustained formation of nitrophenols in phenol-spiked seawater and in natural brackish waters impacted by phenolic pollutants (Rhône delta, Southern France).

**Keywords:** Sensitised phototransformation; chlorination; reactive halogen species; environmental photochemistry; photoreactions in saltwater.

## 1. Introduction

The chlorine radical ( $\text{Cl}^{\bullet}$ ) is a photogenerated transient. In the troposphere it is involved in the oxidation and chlorination of hydrocarbons (Arsene et al., 2007) and, together with the

corresponding bromine species, it is thought to affect the ozone cycle in the polar regions (Monks, 2005; Thornton et al., 2010). The radical  $\text{Cl}^\bullet$  is also formed in the aqueous environment, where it quickly reacts with  $\text{Cl}^-$  to produce  $\text{Cl}_2^{\bullet-}$ . In acidic solution the whole process can be triggered by  $^\bullet\text{OH}$  that oxidises chloride (Jayson et al., 1973):



The described process yields  $\text{Cl}^\bullet/\text{Cl}_2^{\bullet-}$  effectively at  $\text{pH} \leq 5$ , but under circumneutral conditions the equilibrium reactions (1-2) are shifted towards the reactants. Therefore, reactions (1-4) have limited significance in surface waters. At neutral pH, a possible source of  $\text{Cl}^\bullet/\text{Cl}_2^{\bullet-}$  is chloride oxidation by irradiated Fe(III) (hydr)oxides, which can induce oxidation and chlorination of water-dissolved aromatic hydrocarbons (Calza et al., 2005; Chiron et al., 2006). Unfortunately, the environmental (photo)chemistry of Fe(III) species is too complex and still too little understood to allow a sound assessment of the importance of iron in the environmental formation of  $\text{Cl}_2^{\bullet-}$ .

The triplet states of chromophoric dissolved organic matter ( $^3\text{CDOM}^*$ ) are important reactive species in surface waters. They are formed upon sunlight absorption by CDOM followed by inter-system crossing (ISC) (Richard et al., 2007; Canonica, 2007):



The transients  $^3\text{CDOM}^*$  can degrade several organic pollutants, including sulphonylurea pesticides and sulphonamide antibiotics (Caponica et al., 2006). Moreover, they play a significant role in the oxidation of bromide to  $\text{Br}^\bullet/\text{Br}_2^{\bullet-}$ , of carbonate to  $\text{CO}_3^{\bullet-}$ , and of nitrite to  $^\bullet\text{NO}_2$  (Caponica et al., 2005; Maddigapu et al., 2010a; De Laurentiis et al., 2012a). The ability of  $^3\text{CDOM}^*$  to oxidise  $\text{H}_2\text{O}/\text{OH}^-$  to  $^\bullet\text{OH}$  is still controversial, despite the demonstrated ability of single triplet sensitizers to do so (Sur et al., 2011; Chen et al., 2012), because  $\text{H}_2\text{O}_2$ -involving reactions are also operational in  $^\bullet\text{OH}$  formation (Vermilyea and Voelker, 2010; Page et al., 2011). Considering that the oxidation of chloride to  $\text{Cl}^\bullet/\text{Cl}_2^{\bullet-}$  is much easier compared to the transformation of  $\text{H}_2\text{O}/\text{OH}^-$  into  $^\bullet\text{OH}$  (Wardman, 1989),  $^3\text{CDOM}^*$  could produce  $\text{Cl}_2^{\bullet-}$  in environmental waters.

The lack of selective probe molecules is the main limit to understand the environmental occurrence of  $\text{Cl}_2^{\bullet-}$ . The latter is involved in phenol chlorination (Vione et al., 2005) and it could produce chlorophenols in phenol-spiked seawater under irradiation (Calza et al., 2008 and 2012). However, the chlorination yield of the process is quite low and both *ortho* and

*para* isomers can be formed (Khanra et al., 2008), making the reaction unsuitable for quantification purposes. In this paper, we study the triplet-sensitised oxidation of chloride and use a modelling approach to assess the possible occurrence of  $\text{Cl}_2^{\bullet-}$  in surface waters. We chose anthraquinone-2-sulphonate (AQ2S) as CDOM proxy because its triplet state ( $^3\text{AQ2S}^*$ ) is known to oxidise chloride to  $\text{Cl}_2^{\bullet-}$  (Loeff et al., 1984). Moreover, the photochemical behaviour of AQ2S is very well understood and  $^3\text{AQ2S}^*$  is easily studied by laser flash photolysis (Maddigapu et al., 2010b). Available literature data for the reactivity between  $\text{Cl}_2^{\bullet-}$  and several organic compounds (Neta et al., 1988) were used jointly with triplet-sensitised formation kinetics to assess the steady-state  $[\text{Cl}_2^{\bullet-}]$  in sunlit waters. Despite the unavoidable limitations of a pure modelling approach, this is the first attempt to assess the occurrence of  $\text{Cl}_2^{\bullet-}$  in natural waters.

## 2. Materials and methods

All reagents were of analytical grade and were used as received, without further purification.

### 2.1. Laser flash photolysis (LFP) experiments

The laser apparatus is described in the Supplementary Material of this paper (hereafter SM; see also Maddigapu et al., 2010a/b, and De Laurentiis et al., 2012a). An appropriate volume of stock solutions (AQ2S and  $\text{Cl}^-$ ) was mixed before each experiment to obtain the desired concentrations. To avoid sample photodegradation, a peristaltic pump was used to replace the solution inside the cuvette after each laser shot. The transient species of interest were investigated at pH 6.5 (natural pH) and 8.3 (adjusted with NaOH) at ambient temperature (295 K).

The second-order rate constant between excited AQ2S and  $\text{Cl}^-$  was calculated from the regression lines of the absorbance logarithm decay against  $[\text{Cl}^-]$ . The error bars were derived at the  $3\sigma$  level from the scattering of the experimental data.

### 2.2. Photochemical modelling

We have developed a photochemical model predicting photodegradation kinetics of solutes in surface waters based on water chemistry, depth and photoreactivity parameters (direct photolysis quantum yields and reaction rate constants with  $\bullet\text{OH}$ ,  $\text{CO}_3^{\bullet-}$ ,  $^1\text{O}_2$  and  $^3\text{CDOM}^*$ ). The model has been validated against the transformation of several organic pollutants in fresh and brackish water (Maddigapu et al., 2011; Vione et al., 2011; De Laurentiis et al., 2012b; Sur et al., 2012).

A detailed description of the model including the relevant equations is reported in the freely available supplementary material of several previous publications (see for instance Maddigapu et al., 2011; Minella et al., 2013). Moreover, a software application has been recently derived from the model (APEX: Aqueous Photochemistry of Environmentally-occurring Xenobiotics), which is available for free download at <http://chimica.campusnet.unito.it/do/didattica.pl/Quest?corso=7a3d> (including the User's Guide that contains a comprehensive account of model equations). In this work we have extensively used the *Savetable* function of APEX that reports, among others, the steady-state concentrations of  $\bullet\text{OH}$ ,  $\text{CO}_3^{\bullet-}$ ,  $^1\text{O}_2$  and  $^3\text{CDOM}^*$  under a standard sunlight intensity of  $22 \text{ W m}^{-2}$  in the UV (290-400 nm). It corresponds for instance to fair-weather, mid-latitude 15 July at 9 am or 3 pm solar time. Also note that a fixed depth ( $d = 10 \text{ m}$ ) was used in the model. This means that the computed quantities are average values in a 10-m deep water column.

### 3. Results and Discussion

#### 3.1. Reaction between AQ2S excited species and $\text{Cl}^-$

Three transient species were identified after LFP pulse excitation (355 nm) of  $100 \mu\text{M}$  AQ2S: AQ2S triplet state ( $^3\text{AQ2S}^*$ , monitored at 380 nm) and the water adducts B (monitored at 520 nm) and C (600 nm), as previously reported (Maddigapu et al., 2010b). The pseudo-first order decay constants of  $^3\text{AQ2S}^*$  ( $k_{^3\text{AQ2S}^*}$ ) were  $(4.1 \pm 0.5) \cdot 10^6 \text{ s}^{-1}$  at circumneutral pH and  $(5.5 \pm 0.3) \cdot 10^6 \text{ s}^{-1}$  at basic pH (8.3). Figure 1 reports the decay of the 380-nm transient signal ( $^3\text{AQ2S}^*$ ) at pH 8.3, in the absence and in the presence of chloride ions (20 mM). The  $^3\text{AQ2S}^*$  decay gets faster with increasing  $[\text{Cl}^-]$  and a linear trend is observed for  $k_{^3\text{AQ2S}^*}$  vs.  $[\text{Cl}^-]$  (Stern-Volmer plot, see insert in Figure 1). The relatively large errors for the higher values of  $k_{^3\text{AQ2S}^*}$  are caused by the instrument being operated near the limit of its time resolution, thus relatively few data points were available for the fit. Data accuracy may suffer, too, as indicated by the small but noticeable deviation of the same values from a linear trend. Therefore, higher values of  $[\text{Cl}^-]$  were not studied. The estimated second-order rate constants ( $k_{^3\text{AQ2S}^*,\text{Cl}^-}$ ), obtained as the slopes of the regression lines of  $k_{^3\text{AQ2S}^*}$  vs.  $[\text{Cl}^-]$ , are  $(9.7 \pm 0.4) \cdot 10^8 \text{ M}^{-1} \text{ s}^{-1}$  and  $(1.1 \pm 0.3) \cdot 10^9 \text{ M}^{-1} \text{ s}^{-1}$  at pH 6.5 and 8.3, respectively. These values are a bit lower than those between  $^3\text{AQ2S}^*$  and  $\text{Br}^-$  (De Laurentiis et al., 2012a), which looks reasonable. The values found in this work are about twice higher than those reported in a previous study (Loeff et al., 1984), but in the cited paper a 2 mM initial concentration of AQ2S was used and in such conditions the system gets more complicated due to reaction between excited states and ground-state AQ2S (Bedini et al., 2012). For the first time to our knowledge we found that transient B reacts with  $\text{Cl}^-$ , with a second-order reaction rate

constant ( $k_{B,Cl^-}$ ) that varies with pH. At pH 8.3 it was  $k_{B,Cl^-} = (2.0 \pm 0.1) \cdot 10^6 \text{ M}^{-1} \text{ s}^{-1}$ , and  $k_{B,Cl^-} = (5.2 \pm 0.8) \cdot 10^7 \text{ M}^{-1} \text{ s}^{-1}$  at circumneutral pH. Note the much lower reactivity of B compared with  $^3\text{AQ2S}^*$ . The species C followed pseudo-first order decay kinetics with a rate constant of  $\sim 2.3 \times 10^4 \text{ s}^{-1}$ , which was not affected by either pH or chloride (tested up to 30 mM initial concentration).

The oxidation of  $\text{Cl}^-$  to  $\text{Cl}^\bullet$  by  $^3\text{AQ2S}^*$  is expected to be followed by reaction between  $\text{Cl}^\bullet$  and  $\text{Cl}^-$  to give  $\text{Cl}_2^{\bullet-}$  (Loeff et al., 1984), which is the main process for  $\text{Cl}^\bullet$  in aqueous solution (Neta et al., 1988).

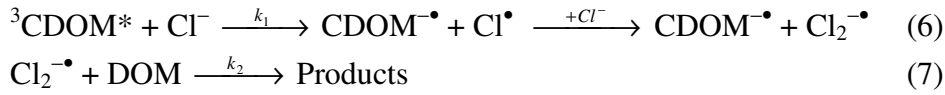
### 3.2. Reaction between $\text{Cl}_2^{\bullet-}$ and organic compounds

After formation, the most likely fate of  $\text{Cl}_2^{\bullet-}$  in natural waters is reaction with dissolved organic compounds. Known reaction rate constants vary widely, from  $10^4$ - $10^8 \text{ M}^{-1} \text{ s}^{-1}$  with aliphatics (the higher end is accounted for by unsaturated compounds) to  $10^7$ - $10^{10} \text{ M}^{-1} \text{ s}^{-1}$  for aromatics (Neta et al., 1988). In the latter case, a significant effect of ring substituents can be highlighted. A simplified Hammett- $\sigma$  approach (Canonica and Tratnyek, 2003) can be used for compound classes for which enough kinetic data are available, such as phenols and benzoates (Neta et al., 1988). In the case of phenols, by plotting the logarithm of the second-order reaction rate constant with  $\text{Cl}_2^{\bullet-}$  against the Hammett  $\sigma$  value of the ring substituent in *meta* or *para* position with respect to -OH, one gets a nice straight line ( $r^2 = 0.97$ , see Figure SM1 in the SM of this paper). Because the Hammett  $\sigma$  approach works well with electrophilic processes, the linear trend with phenols suggests that  $\text{Cl}_2^{\bullet-}$  may react by one-electron abstraction. Indeed, phenol photochlorination involves oxidation of phenol to phenoxyl radical by  $\text{Cl}_2^{\bullet-}$ , followed by reaction between phenoxyl and  $\text{Cl}_2^{\bullet-}$  to give chlorophenols (Vione et al., 2005). In the case of benzoates, the  $r^2$  value of the linear trend is low (0.6). One could even assume that a linear trend is not followed at all by compounds with electron-withdrawing or weak electron-donating substituents ( $\sigma \geq -0.2$ , see Figure SM1 in the SM of this paper). In such a case, it is possible that the rate constant for electron abstraction becomes so low that other processes (*e.g.* ring addition) predominate.

By excluding the most as well as the least reactive compounds, one can assume that a reasonable rate constant range between  $\text{Cl}_2^{\bullet-}$  and DOM is  $10^6$ - $10^8 \text{ M}^{-1} \text{ s}^{-1}$  (Neta et al., 1988). Outside this range one would find important compounds, such as unsaturated aliphatic alcohols (poorly reactive) and electron-rich phenols (highly reactive). However, their opposite contributions could cancel out when considering average DOM. By reasonably assuming 8 carbon atoms per molecule ( $\sim 10^5 \text{ mg C mole}^{-1}$ ) for the tabulated compounds (Neta et al., 1988), the proposed range of  $10^6$ - $10^8 \text{ M}^{-1} \text{ s}^{-1}$  would correspond to  $k_{Cl_2^{\bullet-},DOM} \sim 10$ - $10^3 \text{ L (mg C)}^{-1} \text{ s}^{-1}$ . This looks reasonable when comparing  $\text{Cl}_2^{\bullet-}$  with transient species with higher or lower reactivity ( $^\bullet\text{OH}$ ,  $\text{Br}_2^{\bullet-}$  and  $\text{CO}_3^{\bullet-}$ , see Table SM1 in the SM of this paper).

### 3.3. Modelling the formation and reactivity of $\text{Cl}_2^{\bullet-}$ in natural waters

To model the occurrence of  $\text{Cl}_2^{\bullet-}$  in surface waters, the following reactions were taken into account:



Modelling obviously involved  ${}^3\text{CDOM}^*$  formation upon CDOM irradiation, carried out with APEX. The reactivity between excited AQ2S and chloride could be representative of that of  ${}^3\text{CDOM}^*$  and related species. A range of rate constant values  $k_1 = 10^7\text{-}10^9 \text{ M}^{-1} \text{ s}^{-1}$  is obtained when considering, in addition to  ${}^3\text{AQ2S}^*$ , also the reactivity of the water adduct B. This accounts for the fact that some CDOM triplet states may be significantly less reactive than  ${}^3\text{AQ2S}^*$ . As far as  $\text{Cl}_2^{\bullet-}$  scavenging is concerned, it was assumed  $k_2 = 10\text{-}10^3 \text{ L (mg C)}^{-1} \text{ s}^{-1}$  (see section 3.2). For modelling purposes and in analogy with the chemical composition of seawater, it was also assumed that  $[\text{Br}^-] = 10^{-3} [\text{Cl}^-]$  (Jiang et al., 2009). This allowed a reduction in the system variables, because bromide reacts with  ${}^3\text{CDOM}^*$  (in addition to scavenging  $^{\bullet}\text{OH}$ ) to finally yield  $\text{Br}_2^{\bullet-}$  in a process that is quite similar to that of chloride.

Figure 2A reports the modelled steady-state  $[\text{Cl}_2^{\bullet-}]$  as a function of the second-order rate constants  $k_1 = k_{{}^3\text{CDOM}^*, \text{Cl}^-}$  and  $k_2 = k_{\text{Cl}_2^{\bullet-}, \text{DOM}}$  (other conditions such as water chemistry are reported in the caption). One can see that  $[\text{Cl}_2^{\bullet-}]$  increases with  $k_1$  (formation rate constant from  ${}^3\text{CDOM}^*$ ) and decreases with  $k_2$  (scavenging rate constant by DOM). Less obviously, it is shown that  $k_2$  has a more marked effect than  $k_1$  on  $[\text{Cl}_2^{\bullet-}]$ . The most likely reason is that, at the chosen concentration of chloride (50 mM), the vast majority of  ${}^3\text{CDOM}^*$  would be consumed in reaction (6) even if  $k_1$  is low (e.g.  $2 \cdot 10^7 \text{ M}^{-1} \text{ s}^{-1}$ ). The process would thus prevail over competing ones, such as reaction between  ${}^3\text{CDOM}^*$  and  $\text{O}_2$  to give  ${}^1\text{O}_2$  (Canonica, 2007).

Figure 2B reports  $[\text{Cl}_2^{\bullet-}]$  as a function of dissolved organic carbon (DOC, which controls both DOM and CDOM) and chloride concentration. Other conditions are reported in the caption, and intermediate values were chosen for  $k_1$  and  $k_2$  ( $10^8 \text{ M}^{-1} \text{ s}^{-1}$  and  $100 \text{ L (mg C)}^{-1} \text{ s}^{-1}$ , respectively). One can see that  $[\text{Cl}_2^{\bullet-}]$  increases with chloride concentration up to a plateau, where practically all  ${}^3\text{CDOM}^*$  reacts with  $\text{Cl}^-$  in reaction (6). Furthermore,  $[\text{Cl}_2^{\bullet-}]$  decreases with increasing DOC. This is not obvious, because DOC is involved in both  $\text{Cl}_2^{\bullet-}$  generation (reaction (6) between  ${}^3\text{CDOM}^*$  and chloride) and  $\text{Cl}_2^{\bullet-}$  scavenging (reaction (7) between  $\text{Cl}_2^{\bullet-}$  and DOM). However, for water depth  $d = 10 \text{ m}$  as used in the model, CDOM would absorb the vast majority of sunlight, especially in the UV region that triggers the highest photoreactivity. Almost total radiation absorption would already take place at low




DOC, thus  ${}^3\text{CDOM}^*$  formation rate would be poorly sensitive to DOC changes. Therefore, increasing DOC would produce a limited increase of  $\text{Cl}_2^{\bullet-}$  formation rate. Because, on the contrary, the rate of  $\text{Cl}_2^{\bullet-}$  scavenging by DOM would linearly increase with increasing DOC, the decrease of  $[\text{Cl}_2^{\bullet-}]$  with DOC can be explained.

Figure 2 shows that  $[\text{Cl}_2^{\bullet-}]$  in sunlit brackish surface waters would be in the range of  $10^{-13}$ - $10^{-12}$  M. Unfortunately, no direct measurements are available of  $\text{Cl}_2^{\bullet-}$  in the natural environment to test our model predictions: indeed, filling the knowledge gap about  $[\text{Cl}_2^{\bullet-}]$  is the main goal of the present paper. However, an indirect assessment of  $[\text{Cl}_2^{\bullet-}]$  can be obtained from recent data of chlorophenol formation upon irradiation of seawater spiked with excess phenol (Calza et al., 2012). The relevant paper reports that around 6  $\mu\text{M}$  chlorophenols are formed in 24 h from 1 mM phenol, upon seawater irradiation under simulated sunlight. Considering that such a chlorophenol concentration might derive from a formation/transformation budget, it places a lower limit for chlorophenol formation rate at about  $7 \cdot 10^{-11} \text{ M s}^{-1}$ . Considering (i) the reaction rate constant between phenol and  $\text{Cl}_2^{\bullet-}$  ( $2.5 \cdot 10^8 \text{ M}^{-1} \text{ s}^{-1}$ ; Neta et al., 1988), (ii) the fact that phenol chlorination yield by  $\text{Cl}_2^{\bullet-}$  is around 1% (Khanra et al., 2008), and (iii) the fact that two  $\text{Cl}_2^{\bullet-}$  radicals are involved in the chlorination process (the first to oxidise phenol to phenoxyl, the second to react with phenoxyl and yield chlorophenols; Vione et al., 2005), one obtains  $3 \cdot 10^{-13} \text{ M}$  as the lower limit for  $[\text{Cl}_2^{\bullet-}]$  in the irradiated system. This is quite in the range predicted by our model, also noting that irradiated (coastal) seawater had  $\text{DOC} \approx 10 \text{ mg C L}^{-1}$  (Calza et al., 2012). A caveat is represented by the fact that the model we used is validated for salinity values up to estuarine water (0.2 M chloride) (Maddigapu et al., 2011; Sur et al., 2012), but not yet for seawater. However, 0.2 M  $\text{Cl}^-$  is not too far from the 0.7 M of seawater. Furthermore, 0.2 M  $\text{Cl}^-$  is right in the plateau region of chloride (see Figure 2), above which no enhancement of  $[\text{Cl}_2^{\bullet-}]$  with increasing chloride is expected. Therefore, the only problem could be a ionic strength effect on the photoreactions, for which no full account is yet available.

### ***3.4. Predicted role of $\text{Cl}_2^{\bullet-}$ in the formation of ${}^{\bullet}\text{NO}_2$ upon oxidation of nitrite***

The radical  ${}^{\bullet}\text{NO}_2$  plays an important environmental role and, in surface waters, it is involved in the nitration of aromatic compounds to yield potentially harmful and mutagenic nitroderivatives (Vione et al., 2004a,b). The radical  $\text{Cl}_2^{\bullet-}$  can oxidise  $\text{NO}_2^-$  to  ${}^{\bullet}\text{NO}_2$  (Neta et al., 1988), in a process that adds to the oxidation of nitrite by  ${}^{\bullet}\text{OH}$ ,  ${}^3\text{CDOM}^*$  and  $\text{Br}_2^{\bullet-}$ . As far as the two latter transients are concerned,  ${}^3\text{CDOM}^*$  would play an important role in DOM-rich waters and  $\text{Br}_2^{\bullet-}$  in DOM-poor and saline ones (Maddigapu et al., 2010a; De Laurentiis et al., 2012a). The radical  ${}^{\bullet}\text{NO}_2$  can also be produced by nitrate photolysis, which plays a roughly comparable role as nitrite oxidation (Minero et al., 2007). To avoid additional complications, in this work we will focus on the oxidation of nitrite alone and we will

compare the different pathways involved, including the reaction between nitrite and  $\text{Cl}_2^{\bullet-}$  (Neta et al., 1988):



The relative role of  $\bullet\text{OH}$ ,  ${}^3\text{CDOM}^*$ ,  $\text{Br}_2^{\bullet-}$  and  $\text{Cl}_2^{\bullet-}$  in nitrite oxidation can be assessed with a modelling approach, based on known reaction rate constants (Buxton et al., 1988; Neta et al., 1988; Maddigapu et al., 2010a) and on the possibility to model the occurrence of all the relevant species in sunlit surface waters (Maddigapu et al., 2010a; De Laurentiis et al., 2012a, and this work). Hereafter, two different scenarios will be hypothesised: in the former, intermediate values for  $k_1$  and  $k_2$  are assumed ( $10^8 \text{ M}^{-1} \text{ s}^{-1}$  and  $100 \text{ L (mg C)}^{-1} \text{ s}^{-1}$ , respectively). In the latter scenario, the value of  $k_1$  is decreased by ten times ( $10^7 \text{ M}^{-1} \text{ s}^{-1}$ ).

Figure 3A,B reports the modelled fractions of nitrite oxidation /  $\bullet\text{NO}_2$  formation as a function of chloride concentration (A:  $k_1 = 10^8 \text{ M}^{-1} \text{ s}^{-1}$ ; B:  $k_1 = 10^7 \text{ M}^{-1} \text{ s}^{-1}$ ). The first issue is that, in both cases,  $\text{Cl}_2^{\bullet-}$  would be the main oxidant for nitrite under conditions that are representative of brackish waters. Of course, the role of  $\text{Cl}_2^{\bullet-}$  would be higher if  $k_1$  is higher (Figure 3A). Also the relative role of  $\text{Br}_2^{\bullet-}$  is expected to increase with increasing chloride, because of the assumption  $[\text{Br}^-] = 10^{-3} [\text{Cl}^-]$  that is reasonable for brackish waters. The importance of  $\bullet\text{OH}$  in  $\bullet\text{NO}_2$  formation decreases with  $[\text{Cl}^-]$ , both because of the enhancement of other processes and because of  $\bullet\text{OH}$  scavenging by bromide. In the case of  ${}^3\text{CDOM}^*$ , the decrease is due to scavenging by both bromide and chloride. Note that also the absolute formation rate of  $\bullet\text{NO}_2$  is expected to increase with increasing chloride, because in the absence of  $\text{Cl}^-/\text{Br}^-$  most  ${}^3\text{CDOM}^*$  would react with  $\text{O}_2$  and most  $\bullet\text{OH}$  with DOM, without yielding  $\bullet\text{NO}_2$ . This issue might possibly account for the sustained production of nitrophenols upon irradiation of phenol-spiked seawater under simulated sunlight (Calza et al., 2008 and 2012).

Figure 3C,D reports the fractions of  $\bullet\text{NO}_2$  formation from nitrite as a function of DOC (C:  $k_1 = 10^8 \text{ M}^{-1} \text{ s}^{-1}$ ; D:  $k_1 = 10^7 \text{ M}^{-1} \text{ s}^{-1}$ ). Very interestingly, the fraction related to  $\text{Cl}_2^{\bullet-}$  shows a maximum. The  $\text{Cl}_2^{\bullet-}$  process is initially favoured by DOC, because both  $\bullet\text{OH}$  and  $\text{Br}_2^{\bullet-}$  are strongly inhibited by organic matter (note that most  $\text{Br}_2^{\bullet-}$  is produced upon bromide oxidation by  $\bullet\text{OH}$ , and that both  $\bullet\text{OH}$  and  $\text{Br}_2^{\bullet-}$  are effectively scavenged by DOM). At high DOC also the scavenging of  $\text{Cl}_2^{\bullet-}$  by DOM becomes important, thereby inhibiting the  $\text{Cl}_2^{\bullet-}$  process as well. At the same time, the relative role of  ${}^3\text{CDOM}^*$  is understandably enhanced. The absolute formation rate of  $\bullet\text{NO}_2$  would decrease with increasing DOC, because DOM scavenges most of the relevant transients ( $\bullet\text{OH}$ ,  $\text{Cl}_2^{\bullet-}$  and  $\text{Br}_2^{\bullet-}$ ).

Overall, Figure 3 suggests that  $\text{Cl}_2^{\bullet-}$  would be a key player in the oxidation of nitrite to  $\bullet\text{NO}_2$  in brackish waters. Considering that  $\text{Cl}_2^{\bullet-}$  is produced upon chloride oxidation by  ${}^3\text{CDOM}^*$  and that the oxidation of nitrite by  $\text{Cl}_2^{\bullet-}$  is expected to prevail over that by

$^3\text{CDOM}^*$ , the species  $\text{Cl}^-/\text{Cl}_2^{\bullet-}$  would act as electron shuttles in the oxidation of nitrite driven by  $^3\text{CDOM}^*$ .

## 4. Conclusions

The radical  $\text{Cl}_2^{\bullet-}$  is formed upon chloride oxidation by  $^3\text{CDOM}^*$  in sunlit surface waters, and it is scavenged by DOM. The combination of the two processes might produce steady-state  $[\text{Cl}_2^{\bullet-}]$  in the range of  $10^{-13}$ - $10^{-12}$  M. This is consistent with experimental data of phenol chlorination in irradiated seawater (Calza et al., 2012). The very low chlorophenol yield from phenol upon reaction with  $\text{Cl}_2^{\bullet-}$  might hamper the use of phenol itself as probe molecule. The identification of a more selective and sensitive probe molecule is, therefore, required to gather experimental data about the environmental occurrence of  $\text{Cl}_2^{\bullet-}$ . In the meanwhile, a modelling approach as that presented here is the only available option.

The radical  $\text{Cl}_2^{\bullet-}$  would also play an important role in the oxidation of nitrite to the nitrating agent  $^{\bullet}\text{NO}_2$ , in particular in brackish or saline waters. This issue might not be disconnected from the fact that aromatic photonitration in the field has been first demonstrated in the brackish waters of the Rhône delta (Southern France) (Chiron et al., 2007).

### *Acknowledgements*

Financial support by PNRA – Progetto Antartide is gratefully acknowledged. DV acknowledges financial support from Università di Torino - EU Accelerating Grants, project TO\_Call2\_2012\_0047 (Impact of radiation on the dynamics of dissolved organic matter in aquatic ecosystems - DOMNAMICS).

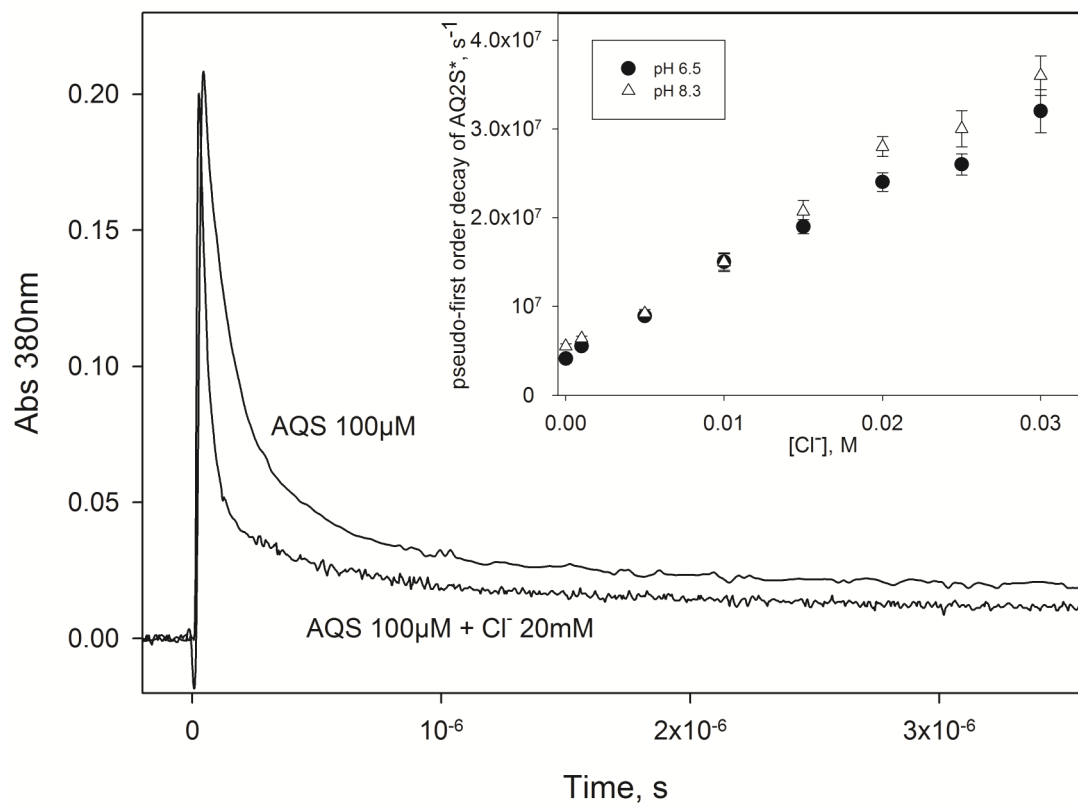
## References

- Arsene, C., Bougiatioti, A., Kanakidou, M., Bonsang, B., Mihalopoulos, N., 2007. Tropospheric OH and Cl levels deduced from non-methane hydrocarbon measurements in a marine site. *Atmos. Chem. Phys.* 7, 4661-4673.
- Bedini, A., De Laurentiis, E., Sur, B., Maurino, V., Minero, C., Brigante, M., Mailhot, G., Vione, D., 2012. Phototransformation of anthraquinone-2-sulphonate in aqueous solution. *Photochem. Photobiol. Sci.* 11, 1445-1453.

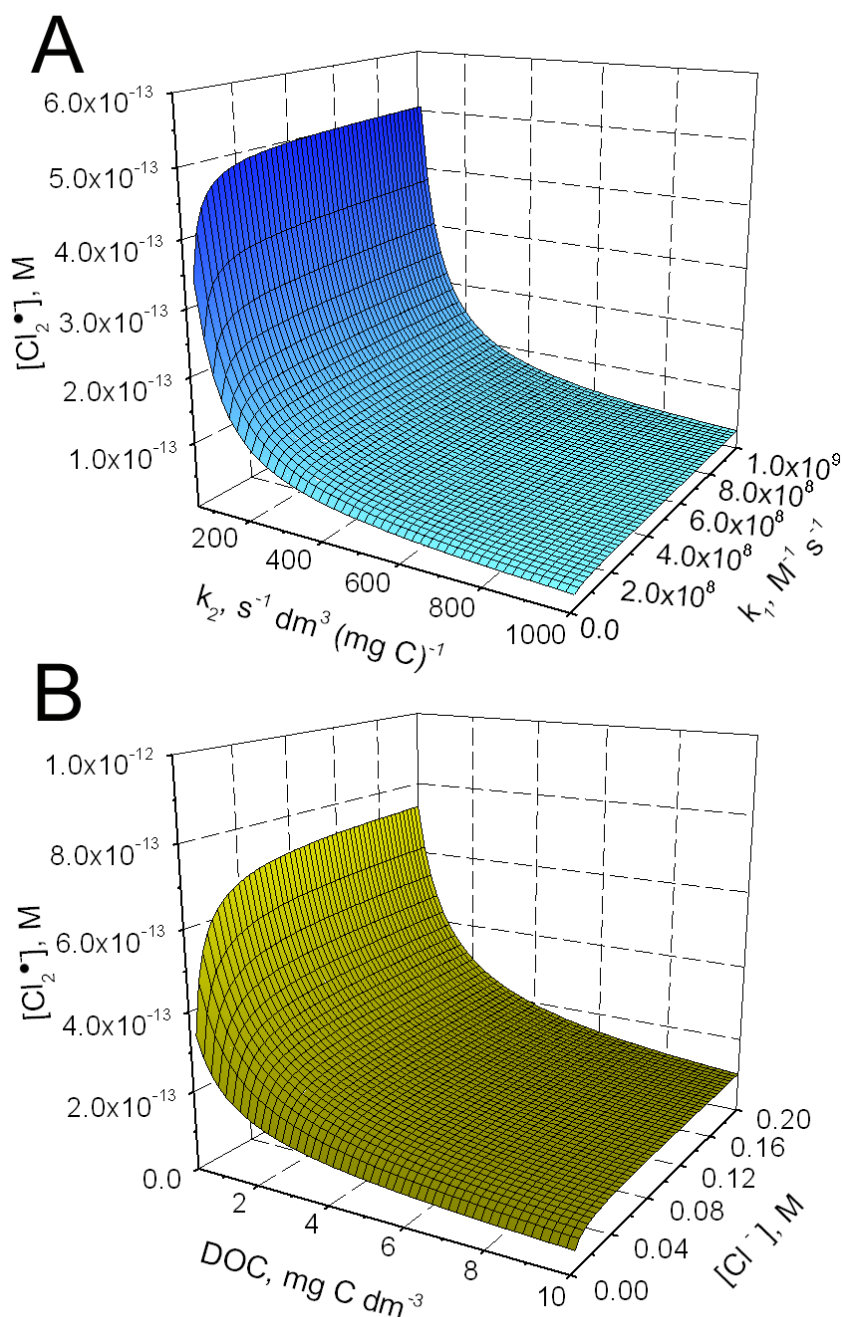
- Buxton, G. V., Greenstock, C. L., Helman, W. P., Ross, A. B., 1988. Critical review of rate constants for reactions of hydrated electrons, hydrogen atoms and hydroxyl radicals ( $\bullet\text{OH}/\text{O}^-\bullet$ ) in aqueous solution. *J. Phys. Chem. Ref. Data* 17, 513-886.
- Calza, P., Maurino, V., Minero, C., Pelizzetti, E., Sega, M., Vincenti, M., 2005. Photoinduced halophenol formation in the presence of iron(III) species or cadmium sulfide. *J. Photochem. Photobiol. A: Chem.* 170, 61-67.
- Calza, P., Massolino, C., Pelizzetti, E., Minero, C., 2008. Solar driven production of toxic halogenated and nitroaromatic compounds in natural seawater. *Sci. Total Environ.* 398, 196-202.
- Calza, P., Vione, D., Novelli, A., Pelizzetti, E., Minero, C., 2012. The role of nitrite and nitrate ions as photosensitizers in the phototransformation of phenolic compounds in seawater. *Sci. Total Environ.* 439, 67-75.
- Canonica, S., Tratnyek, P. G., 2003. Quantitative structure-activity relationships for oxidation reactions of organic chemicals in water. *Environ. Toxicol. Chem.* 22, 1743-1754.
- Canonica, S., Kohn, T., Mac, M., Real, F. J., Wirz, J., Von Gunten, U., 2005. Photosensitizer method to determine rate constants for the reaction of carbonate radical with organic compounds. *Environ. Sci. Technol.* 39, 9182-9188.
- Canonica, S., Hellrung, B., Muller, P., Wirz, J., 2006. Aqueous oxidation of phenylurea herbicides by triplet aromatic ketones. *Environ. Sci. Technol.* 40, 6636-6641.
- Canonica, S., 2007. Oxidation of aquatic organic contaminants induced by excited triplet states. *Chimia* 61, 641-644.
- Chen, Y., Han, J., Fang, W. H., 2012. Mechanism of water oxidation to molecular oxygen with osmocene as photocatalyst: A theoretical study. *Inorg. Chem.* 51, 4938-4946.
- Chiron, S., Minero, C., Vione, D., 2006. Photodegradation processes of the Antiepileptic drug carbamazepine, relevant to estuarine waters. *Environ. Sci. Technol.* 40, 5977-5983.
- Chiron, S., Minero, C., Vione, D., 2007. Occurrence of 2,4-Dichlorophenol and of 2,4-Dichloro-6-nitrophenol in the Rhône River Delta (Southern France). *Environ. Sci. Technol.* 41, 3127-3133.
- De Laurentiis, E., Minella, M., Maurino, V., Minero, C., Mailhot, G., Sarakha, M., Brigante, M., Vione, D., 2012a. Assessing the occurrence of the dibromide radical ( $\text{Br}_2^-\bullet$ ) in natural waters: Measures of triplet-sensitised formation, reactivity, and modelling. *Sci. Total Environ.* 439, 299-306.
- De Laurentiis, E., Chiron, S., Kouras-Hadef, S., Richard, C., Minella, M., Maurino, V., Minero, C., Vione, D., 2012b. Photochemical fate of carbamazepine in surface freshwaters: Laboratory measures and modeling. *Environ. Sci. Technol.* 46, 8164-8173.
- Jayson, G. G., Parsons, B. J., Swallow, A. J., 1973. Some simple, highly reactive, inorganic chlorine derivatives in aqueous solution. *J. Chem. Soc. Faraday I* 69, 1597-1607.

- Jiang, X. L., Lim, L. W., Takeuchi, T., 2009. Determination of trace inorganic anions in seawater samples by ion chromatography using silica columns modified with cetyltrimethylammonium ion. *Anal. Bioanal. Chem.* 393, 387-391.
- Khanra, S., Minero, C., Maurino, V., Pelizzetti, E., Dutta, B. K., Vione, D., 2008. Phenol transformation induced by UVA photolysis of the complex  $\text{FeCl}^{2+}$ . *Environ. Chem. Lett.* 6, 29-34.
- Loeff, I., Treinin, A., Linschitz, H., 1984. The photochemistry of 9,10-anthraquinone-2-sulfonate in solution. 2. Effects of inorganic anions: Quenching vs. radical formation at moderate and high anion concentrations. *J. Phys. Chem.* 88, 4931-4937.
- Maddigapu, P. R., Minero, C., Maurino, V., Vione, D., Brigante, M., Mailhot, G., 2010a. Enhancement by anthraquinone-2-sulphonate of the photonitration of phenol by nitrite: Implication for the photoproduction of nitrogen dioxide by coloured dissolved organic matter in surface waters. *Chemosphere* 81, 1401-1406.
- Maddigapu, P. R., Bedini, A., Minero, C., Maurino, V., Vione, D., Brigante, M., Mailhot, G., Sarakha, M., 2010b. The pH-dependent photochemistry of anthraquinone-2-sulfonate. *Photochem. Photobiol. Sci.* 9, 323-330.
- Maddigapu, P. R., Minella, M., Vione, D., Maurino, V., Minero, C., 2011. Modeling phototransformation reactions in surface water bodies: 2,4-Dichloro-6-nitrophenol as a case study. *Environ. Sci. Technol.* 45, 209-214.
- Minella, M., De Laurentiis, E., Buhvestova, O., Haldna, M., Kangur, K., Maurino, V., Minero, C., Vione, D., 2013. Modelling lake-water photochemistry: Three-decade assessment of the steady-state concentration of photoreactive transients ( $\bullet\text{OH}$ ,  $\text{CO}_3^{\bullet-}$  and  $^3\text{CDOM}^*$ ) in the surface water of polymictic Lake Peipsi (Estonia/Russia). *Chemosphere* 90, 2589-2596.
- Minero, C., Maurino, V., Pelizzetti, E., Vione, D., 2007. Assessing the Steady-State [ $\bullet\text{NO}_2$ ] in environmental samples. Implications for aromatic photonitration processes induced by nitrate and nitrite. *Environ. Sci. Pollut. Res.* 14, 241-243.
- Monks, P.S., 2005. Gas-phase radical chemistry in the troposphere. *Chem. Soc. Rev.* 34, 376-395.
- Neta, P., Huie, R. E., Ross, A. B., 1988. Rate constants for reactions of inorganic radicals in aqueous solution. *J. Phys. Chem. Ref. Data* 17, 1027-1284.
- Page, S. E., Arnold, W. A., McNeill, K., 2011. Assessing the contribution of free hydroxyl radical in organic matter-sensitized photohydroxylation reactions. *Environ. Sci. Technol.* 45, 2818-2825.
- Richard, C., Ter Halle, A., Sarakha, M., Mazellier, P., Chovelon, J. M., 2007. Solar light against pollutants. *Actual. Chim.* 308-309, 71-75.
- Sur, B., Rolle, M., Minero, C., Maurino, V., Vione, D., Brigante, M., Mailhot, G., 2011. Formation of hydroxyl radicals by irradiated 1-nitronaphthalene (1NN): Oxidation of

- hydroxyl ions and water by the 1NN triplet state. *Photochem. Photobiol. Sci.* 10, 1817-1824.
- Sur, B., De Laurentiis, E., Minella, M., Maurino, V., Minero, C., Vione, D., 2012. Photochemical transformation of anionic 2-nitro-4-chlorophenol in surface waters: Laboratory and model assessment of the degradation kinetics, and comparison with field data. *Sci. Total Environ.* 426, 3197-3207.
- Thornton, J. A., Kercher, J. P., Riedel, T. P., Wagner, N. L., Cozic, J., Holloway, J. S., Dube, W. P., Wolfe, G. M., Quinn, P. K., Middlebrook, A. M., Alexander, B., Brown, S. S., 2010. A large atomic chlorine source inferred from mid-continental reactive nitrogen chemistry. *Nature* 464, 271-274.
- Vermilyea, A. W., Voelker, B. M., 2010. Photo-Fenton reaction at near neutral pH. *Environ. Sci. Technol.* 43, 6927-6933.
- Vione, D., Maurino, V., Minero, C., Pelizzetti, E., 2004a. Phenol nitration upon oxidation of nitrite by Mn(III,IV) (hydr)oxides. *Chemosphere* 55, 941-949.
- Vione, D., Maurino, V., Minero, C., Lucchiari, M., Pelizzetti, E., 2004b. Nitration and hydroxylation of benzene in the presence of nitrite/nitrous acid in aqueous solution. *Chemosphere* 56, 1049-1059.
- Vione, D., Maurino, V., Minero, C., Calza, P., Pelizzetti, E., 2005. Phenol chlorination and photochlorination in the presence of chloride ions in homogeneous aqueous solution. *Environ. Sci. Technol.* 39, 5066-5075.
- Vione, D., Maddigapu, P. R., De Laurentiis, E., Minella, M., Pazzi, M., Maurino, V., Minero, C., Kouras, S., Richard, C., 2011. Modelling the photochemical fate of ibuprofen in surface waters. *Wat. Res.* 45, 6725-6736.
- Wardman, P., 1989. Reduction potentials of one-electron couples involving free radicals in aqueous solution. *J. Phys. Chem. Ref. Data* 18, 1637-1755.



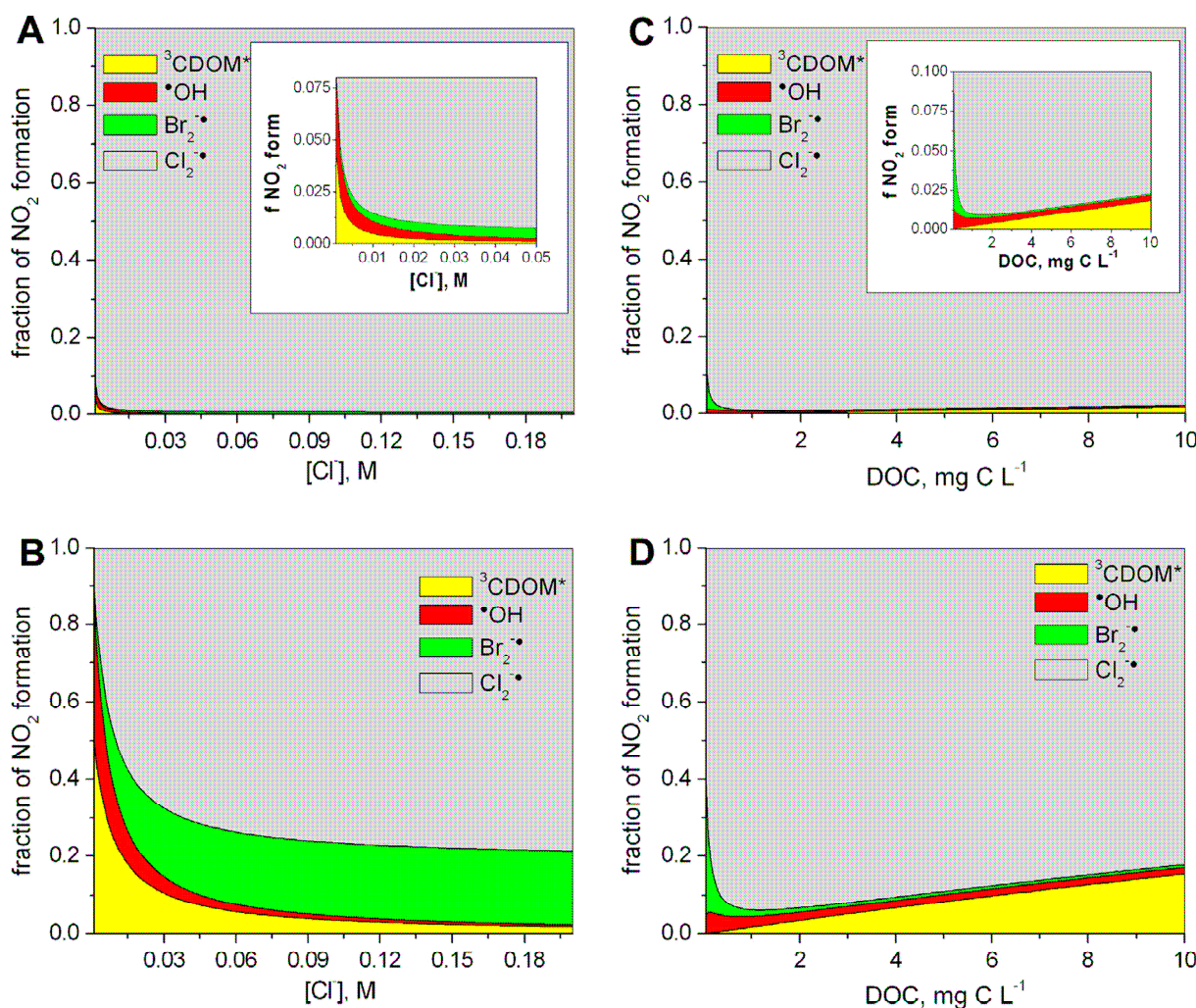
**Figure 1.** Time trend of the absorbance at 380 nm, following laser-pulse excitation (355 nm, 30 mJ) of 0.1 mM AQ2S in the absence and in the presence of 20 mM NaCl. Insert: Stern-Volmer plot of the pseudo-first order decay constant of <sup>3</sup>AQ2S\* (absorbance at 380 nm) as a function of chloride concentration, at the natural pH and at pH 8.3.



**Figure 2.** A) Steady-state  $[Cl_2^{\bullet-}]$  as a function of the second-order rate constants  $k_1$  and  $k_2$ . Other conditions:  $2 \text{ mg C L}^{-1}$  DOC,  $50 \text{ mM}$  chloride,  $0.1 \text{ mM}$  nitrate,  $1 \text{ }\mu\text{M}$  nitrite,  $2 \text{ mM}$  bicarbonate,  $20 \text{ }\mu\text{M}$  carbonate,  $10 \text{ m}$  water depth,  $22 \text{ W m}^{-2}$  sunlight UV irradiance.

B) Steady-state  $[Cl_2^{\bullet-}]$  as a function of DOC and chloride concentration. Other conditions:  $k_1 = 10^8 \text{ M}^{-1} \text{ s}^{-1}$ ,  $k_2 = 10^2 \text{ L (mg C)}^{-1} \text{ s}^{-1}$ ,  $0.1 \text{ mM}$  nitrate,  $1 \text{ }\mu\text{M}$  nitrite,  $2 \text{ mM}$  bicarbonate,  $20 \text{ }\mu\text{M}$  carbonate,  $10 \text{ m}$  water depth,  $22 \text{ W m}^{-2}$  sunlight UV irradiance.





**Figure 3.** Fractions of  $\bullet\text{NO}_2$  formation accounted for by nitrite oxidation by  $\bullet\text{OH}$ ,  ${}^3\text{CDOM}^*$ ,  $\text{Br}_2^{\bullet-}$  and  $\text{Cl}_2^{\bullet-}$ . When not variable, model parameters were as follows: 2 mg C L $^{-1}$  DOC, 50 mM chloride, 0.1 mM nitrate, 1  $\mu\text{M}$  nitrite, 2 mM bicarbonate, 20  $\mu\text{M}$  carbonate, 10 m water depth, 22 W m $^{-2}$  sunlight UV irradiance.

A) Trend with chloride,  $k_1 = 10^8 \text{ M}^{-1} \text{ s}^{-1}$ .

B) Trend with chloride,  $k_1 = 10^7 \text{ M}^{-1} \text{ s}^{-1}$ .

C) Trend with DOC,  $k_1 = 10^8 \text{ M}^{-1} \text{ s}^{-1}$ .

D) Trend with DOC,  $k_1 = 10^7 \text{ M}^{-1} \text{ s}^{-1}$ .