

## Radio data and synchrotron emission in consistent cosmic ray models

This content has been downloaded from IOPscience. Please scroll down to see the full text.

JCAP01(2012)049

(<http://iopscience.iop.org/1475-7516/2012/01/049>)

View [the table of contents for this issue](#), or go to the [journal homepage](#) for more

Download details:

IP Address: 192.135.19.147

This content was downloaded on 30/06/2016 at 11:16

Please note that [terms and conditions apply](#).

# Radio data and synchrotron emission in consistent cosmic ray models

Torsten Bringmann,<sup>a</sup> Fiorenza Donato<sup>b</sup> and Roberto A. Lineros<sup>c,1</sup>

<sup>a</sup>Institute for Theoretical Physics, University of Hamburg,  
Luruper Chausse 149, D-22761 Hamburg, Germany

<sup>b</sup>Dipartimento di Fisica Teorica, Università di Torino,  
Istituto Nazionale di Fisica Nucleare, via P. Giuria 1, I-10125 Torino, Italy

<sup>c</sup>IFIC, CSIC-Universidad de Valencia,  
Ed. Institutos, Apdo. Correos 22085, E-46071 Valencia, Spain

E-mail: [torsten.bringmann@desy.de](mailto:torsten.bringmann@desy.de), [donato@to.infn.it](mailto:donato@to.infn.it), [rlineros@ific.uv.es](mailto:rlineros@ific.uv.es)

Received October 11, 2011

Revised December 23, 2011

Accepted January 4, 2012

Published January 27, 2012

**Abstract.** It is well established that phenomenological two-zone diffusion models of the galactic halo can very well reproduce cosmic-ray nuclear data and the observed antiproton flux. Here, we consider lepton propagation in such models and compute the expected galactic population of electrons, as well as the diffuse synchrotron emission that results from their interaction with galactic magnetic fields. We find models in agreement not only with cosmic ray data but also with radio surveys at essentially all frequencies. Requiring such a globally consistent description strongly disfavors very large ( $L \gtrsim 15$  kpc) and, even stronger, small ( $L \lesssim 1$  kpc) effective diffusive halo sizes. This has profound implications for, e.g., indirect dark matter searches.

**Keywords:** cosmic ray theory, dark matter theory

**ArXiv ePrint:** [1106.4821](https://arxiv.org/abs/1106.4821)

---

<sup>1</sup>MultiDark fellow.

---

## Contents

<b>1</b>	<b>Introduction</b>	<b>1</b>
<b>2</b>	<b>Synchrotron radiation</b>	<b>2</b>
<b>3</b>	<b>Galactic electron population</b>	<b>3</b>
<b>4</b>	<b>Comparison to radio data</b>	<b>3</b>
<b>5</b>	<b>Discussion</b>	<b>7</b>
<b>6</b>	<b>Conclusions and outlook</b>	<b>8</b>

---

## 1 Introduction

A wealth of observational data strongly suggests that diffusion governs the propagation of galactic cosmic rays (CRs) [1]. Any model for the underlying physical processes requires a basic assumption about the geometry of the region the CRs sweep. In diffusive models, the Galaxy is represented by a thin disk sandwiched by a thick magnetic diffusive halo with cylindrical symmetry. Given the intrinsic limitations to any such model, as well as present-day CR data, a considerable uncertainty in the propagation parameters is generally unavoidable.

A realistic 3D modeling turns to extensive computer codes, such as Galprop [2, 3] or Dragon [4], aiming at a detailed description of sources, interstellar matter distribution, magnetic field structure and diffusion phenomena. While reaching a high degree of accuracy — particularly needed for the gamma-ray component — such an approach is computationally expensive and does not always make it straight-forward to extract physical answers for the underlying processes and input parameters. An effective 2D approach, on the other hand, benefits from analytical solutions to the spatial diffusion equation [5–7], which allows fast computations and thus efficient scans of the parameter space [8]. Despite a small number of free parameters, it can consistently describe both nuclear CRs [5], CR antiproton [9] as well as electron and positron data [10, 11].

Here, we investigate whether even radio data can be understood in this 2D framework. We start by inferring the galactic electron distribution from an interpretation of large-scale radio survey data as synchrotron radiation and then compare this to the expectation in our propagation model. We find that radio observations are indeed consistent with models that correctly describe CR data, providing a remarkable hint that our effective propagation model is not too far from a real picture of galactic phenomena, at least on kpc scales. Furthermore, we show that our procedure can be used, in principle, as a new method to constrain propagation models which is complementary to using the boron over carbon (B/C) ratio [5] or radioactive isotopes ratios (i.e.  $^{10}\text{Be}/^9\text{Be}$ ) [3, 7, 8].

The structure of this article is as follows. We start by reviewing, in section 2, how relativistic electrons produce synchrotron radiation when propagating through the galaxy. In section 3, we compute the galactic electron distribution in our diffusion model and compare the expected synchrotron radiation in section 4 to radio surveys at various frequencies, demonstrating that synchrotron radiation indeed provides a very promising means of both

inferring properties of the interstellar electron distribution and to provide constraints on the adopted diffusion model. After a discussion of possible biases in our analysis in section 5, we present our conclusions in section 6.

## 2 Synchrotron radiation

Relativistic electrons<sup>1</sup> emit synchrotron radiation while propagating through the galactic magnetic field [12]. For electrons with energy  $E$  and a magnetic field of strength  $B$ , the emission power per unit frequency is given by

$$\frac{dw}{d\nu} = \frac{\sqrt{3} e^3 B}{m_e c^2} \frac{2}{\pi} \int_0^{\pi/2} d\theta \sin \theta F\left(\frac{\nu}{\nu_c \sin \theta}\right), \quad (2.1)$$

where  $\nu_c = 3eBE^2/(4\pi m_e^3 c^5)$ ,  $F(x) = x \int_x^\infty d\zeta K_{5/3}(\zeta)$  and  $K_{5/3}$  is a modified Bessel function; we take the average over the angle  $\theta$  between the electron momentum and  $\vec{B}$  because we assume an isotropic electron distribution (note also that, in general, not only the regular but also the turbulent component of the galactic magnetic field contributes to the total signal — which further motivates this average).

For a given electron density  $n_e(E, \mathbf{x})$ , the expected intensity in synchrotron radiation is thus given by

$$I_\nu = \frac{1}{\Delta\Omega} \int_{\Delta\Omega} d\Omega \int d\ell J_\nu(\mathbf{x}) e^{-\int_0^\ell d\ell' \alpha_\nu(\mathbf{x}')}, \quad (2.2)$$

where  $J_\nu = \int \frac{dn_e}{dE} \frac{dw}{d\nu} dE$  is the emissivity,  $\alpha_\nu$  the inverse of the absorption length and the integrations are taken along the line of sight towards the observed direction in the sky, averaged over an angular region  $\Delta\Omega$ . Since radio emission is often associated with thermal phenomena, the intensity is traditionally stated in terms of temperature: with the Rayleigh-Jeans law in mind,  $I_\nu = 2\nu^2 k_B T / c^2$ , one can define the brightness temperature as

$$T_b \equiv I_\nu c^2 / (2\nu^2 k_B). \quad (2.3)$$

The galactic magnetic field has an average strength of  $\mathcal{O}(\mu\text{G})$  [13]. While its detailed structure in reality can be expected to be rather sophisticated [14], we will here adopt an effective approach and treat it to be spatially constant within the diffusion zone as we will only be interested in an average, large-scale description of radio data above the galactic plane. In fact, this simplifying assumption seems necessary in order to be consistent with the homogeneous diffusion coefficient that enters as a basic ingredient to our propagation model. We verified that adopting instead a magnetic field falling off exponentially away from the disk — in principle also consistent with the geometry of our diffusion model — does not change significantly our predictions for the synchrotron flux (integrated along the line of sight) with respect to our choice of a constant magnetic field that abruptly vanishes at the border of the diffusion zone. This small difference can readily be understood in terms of the propagation scale length, which is  $\sim 300$  pc for electrons with energies  $\sim 3$  GeV: most of the electrons will simply remain relatively close to the galactic disk, where the magnetic field distributions are similar, thereby reducing the differences in the integrated synchrotron emission.

For our analysis, we take into account absorption of synchrotron photons by both thermal electrons and ions from a possible hot gas component in the disk [15]. Synchrotron

<sup>1</sup>Unless explicitly stated otherwise, we will in the following use the term *electron* to denote both electrons and positrons.

Model	prop. parameters			radio data ( $\chi^2/\text{d.o.f.}$ )	
	$L$ [kpc]	$K_0$ [ $\frac{\text{kpc}^2}{\text{Myr}}$ ]	$\delta$	408 MHz	1.42 GHz
min	1	0.0016	0.85	11.6 (6.8)	11.9 (6.3)
med	4	0.0112	0.70	4.9 (2.0)	4.9 (2.0)
max	15	0.0765	0.46	10.8 (4.8)	8.9 (3.9)

**Table 1.** Benchmark models compatible with B/C data [17]. Both ‘min’ and ‘max’ are clearly disfavored by radio data towards the galactic anti-center (averaged over  $10^\circ$  ( $15^\circ$ ) and excluding the disk).

self-absorption is another potential effect, but for  $B \sim \mu\text{G}$  it becomes numerically important only for frequencies below 1 MHz [16] where it is however dominated by free-free absorption. Finally, let us mention that for an electron distribution following a power law,  $dn_e/dE \propto E^{-\gamma}$ , eqs. (2.1)–(2.3) tell us that also the synchrotron intensity, in the case of negligible absorption, follows a power law,  $T_b \propto \nu^{-\alpha}$ , with a spectral index

$$\alpha = (\gamma + 3)/2. \quad (2.4)$$

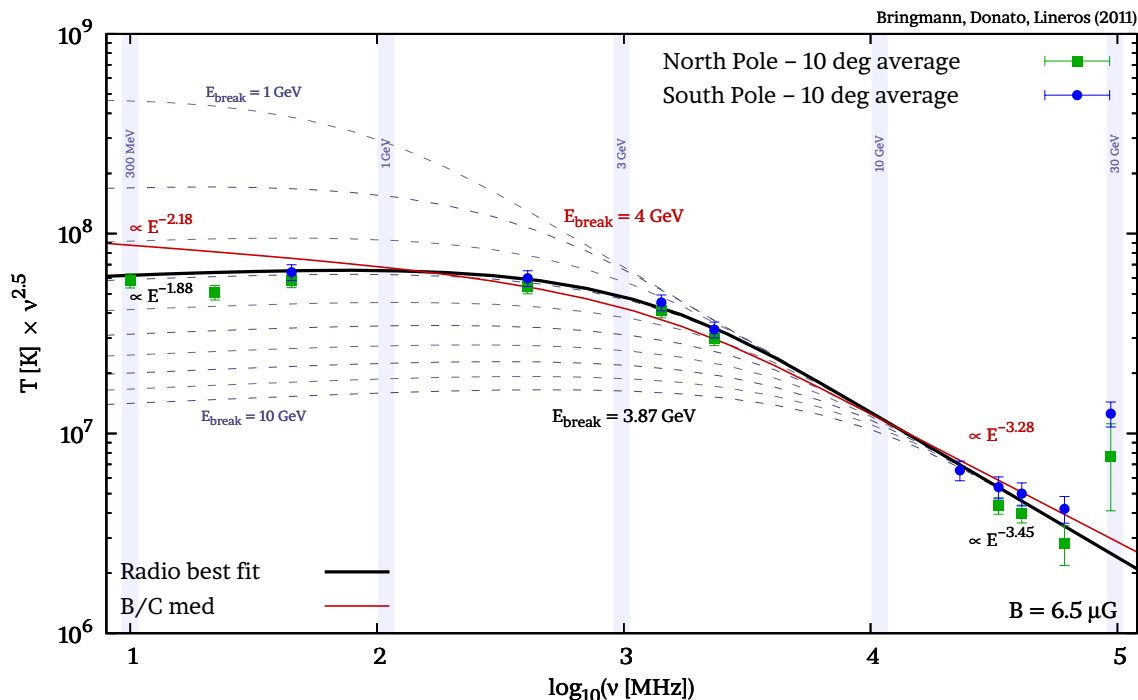
### 3 Galactic electron population

The transport parameters of the two-zone diffusion model introduced in ref. [5] are determined from the B/C analysis and correspond to the size of the diffusive halo of the Galaxy  $L$ , the normalization of the diffusion coefficient  $K_0$  and its slope  $\delta$  (defined by  $K = K_0 \beta R^\delta$ , where  $R = p/q$  is the rigidity), with a rather strong degeneracy between the allowed parameters — in particular between  $K_0$  and  $L$ . Diffusive reacceleration and convection, while crucial for the nuclei analysis, have been shown to be only mildly relevant for lepton fluxes [10]. Indeed, the two processes shape GeV electron fluxes in the opposite direction, so that their combined effect is rather small; for that reason, and for the sake of simplicity, we do not take them into account here. In this seminal analysis, we will for simplicity mainly refer to the three benchmark propagation models shown in table 1; among all models compatible with B/C data, these were shown to give the minimal, medium and maximal flux in antiprotons, respectively, that is expected from dark matter annihilations in the galactic halo [17].

High energy electrons are produced in galactic accelerators such as supernova remnants (SNRs) or pulsars (primary electrons), as well as in hadronic interactions of galactic protons and helium nuclei with the interstellar medium (secondary electrons). We calculate the primary  $e^-$  flux from SNRs following ref. [11] and the subdominant secondary  $e^\pm$  component as described in ref. [10], using a cylindrical gas density distribution in the disk as given in ref. [18]. For the energy losses, we take into account inverse Compton scattering off the interstellar radiation field, as well as synchrotron, bremsstrahlung and ionization losses in the interstellar medium [8].

### 4 Comparison to radio data

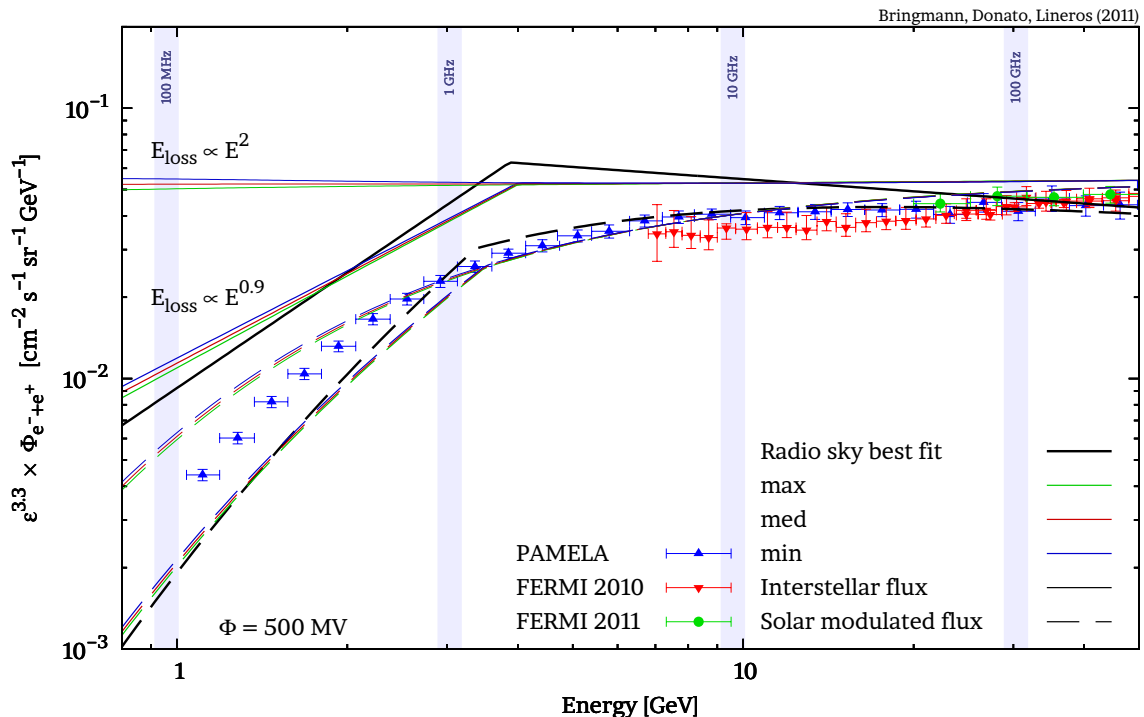
Starting from the 1960s, several groups have performed large-area radio surveys in the frequency range from about 1 MHz to 100 GHz; for an extensive list, we refer the reader to ref. [19]. In this reference, the surveys at 0.010 [20], 0.022 [21], 0.045 [22], 0.408 [23], 1.42 [24],



**Figure 1.** Observed radio fluxes vs. frequency. Data points are generated using the GSM software [19] which exactly reproduces the observational data at 10 MHz [20], 22 MHz [21], 45 MHz [22], 408 MHz [23], 1.42 GHz [24], 2.326 GHz [25], as well as WMAP foregrounds at 23, 33, 41, 61 and 94 GHz [26]. The thick solid line represents the best fit for synchrotron radiation from an electron population (after propagation) with  $dn_e/dE \propto E^{-\gamma_1}$  ( $dn_e/dE \propto E^{-\gamma_2}$ ) for  $E < E_{br}$  ( $E > E_{br}$ ); the dashed lines indicate the effect of changing the best-fit value  $E_{br} = 3.9$  GeV. The thin solid line shows a fit with a break in the energy losses for the ‘med’ model of table 1; see text for further details.

2.326 GHz [25], as well as WMAP foregrounds at 23, 33, 41, 61 and 94 GHz [26], were transformed to galactic coordinates and pixelized. In figure 1, we show the north and south pole at these frequencies, with the isotropic CMB component removed and averaged over a circular region with  $10^\circ$  in diameter.

At these frequencies and latitudes, the dominant source of the radio signals should be synchrotron radiation (except for the excess seen in the 94 GHz band which is probably due to spinning dust [27] and which we will not consider in the following). Free-free emission in general becomes important at frequencies  $\nu \gtrsim 1$  GHz, but is physically subdominant when looking away from the galactic disk: adopting values for the thermal electron temperature and distribution as given in ref. [28], we estimate the highest free-free contribution (at 61 GHz) to be less than 20% in a cone towards the poles; given the error bars shown in figure 1, this does not have a significant effect on our analysis. From the data, one can clearly distinguish two regimes with a different power-law behavior in frequency — which directly translates to the necessity of a break in the spectral index of the *propagated* galactic electron population. If the propagated electrons are simply modeled with a broken power law, the best-fit values for  $dn_e/dE$  are a break in the spectral index  $\Delta\gamma = 1.57^{+0.2}_{-0.25}$  at  $E_{br} = 3.87^{+1.43}_{-1.17}$  GeV, with  $\gamma_2 = 3.45^{+0.15}_{-0.15}$  above  $E_{br}$  (note that the sharp break in the electrons gets smoothed because we use the full expression (2.1) for the synchrotron power rather than the often adopted



**Figure 2.** Measured spectrum in CR electrons ( $e^-$  for the case of PAMELA) below 50 GeV [29–31] and predictions according to refs. [10, 11], assuming a spectral break in the energy losses. This spectrum is consistent with the radio data shown in figure 1 (vertical bands indicate the corresponding frequency of synchrotron radiation).

monochromatic approximation). This result is fully consistent with, e.g., that of Strong et al. [36], see their figure 5, and displayed as a thick, black solid line. Here, we chose a fiducial value of  $B = 6.5 \mu\text{G}$ ; a different value would simply change the *location* of  $E_{\text{br}}$  and the (arbitrary) overall normalization (by a factor  $\propto B^2$ ), but not the functional dependence on  $\nu$  (we take the opportunity to remind the reader that  $B = 6.5 \mu\text{G}$  is an *effective* value which takes into account both the average regular *and* turbulent component of the galactic magnetic field).

Such an electron distribution is actually also in rather good agreement with the observed CR electron fluxes (note that only electrons well below 100 GeV are relevant to our discussion because the spectrum at higher energies is likely to be dominated by local sources). In figure 2, we show the Pamela  $e^-$  data [29] together with the  $e = e^+ + e^-$  data taken by Fermi-LAT [30]. Very recently, the Fermi-LAT Collaboration has performed a separation between observed positrons and electrons above 20 GeV using the Earth magnetic field as a spectrometer [31], confirming their previous results on the total lepton fluxes.

Along with the data, we plot in figure 2 theoretical predictions for the interstellar and solar modulated fluxes. Black lines correspond to the radio best fit (see figure 1), where electrons are naively shaped by two power laws with break of  $\Delta\gamma = 1.57$ . We also show the resulting flux at Earth after propagation according to refs. [10, 11] and for the propagation models listed in table 1; here, we included for comparison a break of 1.1 in the energy loss term, making the hypothesis that losses effectively follow  $E^{0.9}$  below  $E_{\text{break}}$  (for the ‘med’ model, this is in addition shown as a red solid line in figure 1). In order to obtain the curves

shown in figure 2, we choose the normalization and spectral index  $\gamma_{\text{inj}}$  of the primary  $e^-$  spectrum in such a way as to fit the *total* (primary and secondary)  $e^-$  spectrum to the low-energy PAMELA data (we checked that adding the Fermi electron data, given their energy range and error bars, would not significantly affect this normalization). We stress that our normalization is consistent with figure 1, i.e. it reproduces both the the radio data (with  $B = 6.5 \mu\text{G}$  as stated above) and, roughly, the low-energy lepton data [29].

For energy losses that do not significantly change during the typical path an electron propagates, the spectral index of the expected electron flux is approximately given by [11]

$$\gamma \approx \gamma_{\text{inj}} + \frac{1}{2}(\beta + \delta - 1), \quad (4.1)$$

where  $\gamma_{\text{inj}}$  is the spectral index of the injected electrons (before propagation) and the energy loss term is assumed to scale like  $b \equiv -\partial_t E \propto E^\beta$ . This relation is not more valid, however, if electrons experience different energy loss regimes while wandering through the Galaxy, depending for example on the time spent in the halo (which is gas free) or in the disk. If energy losses are dominated by a term specific to the local environment where the electron spends most of its time,  $b \propto E_{\text{loc}}^\beta$ , one can derive from the general expressions given in ref. [11] that the expected relation for the observed spectrum instead becomes

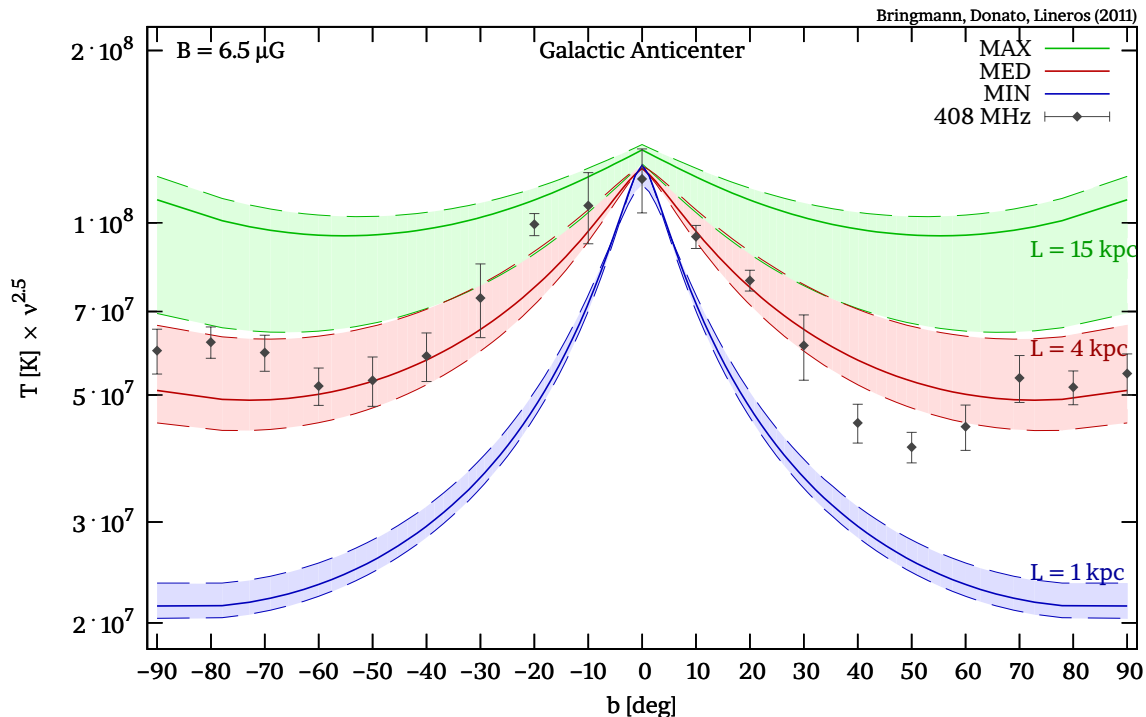
$$\gamma \approx \gamma_{\text{inj}} + \frac{1}{2}(-\beta + \delta - 1) + \beta_{\text{loc}}, \quad (4.2)$$

which reduces to eq. (4.1) for  $\beta_{\text{loc}} = \beta$ . We note therefore that the break illustrated in figures 1 and 2, taking into account the viable scatter in  $\Delta\gamma$ , might simply reflect the fact that at lower energies the scattering on thermal ions and electrons ( $b_{\text{loss}} \propto E$ ) becomes more important than inverse Compton losses ( $b_{\text{loss}} \propto E^2$ ). This interpretation is also consistent with the *location* of the break that is determined by the relative strength of these processes: taking into account uncertainties in the radiation, magnetic field and gas densities, we expect the transition to occur in the range  $1 \text{ GeV} \lesssim E_{\text{break}} \lesssim 10 \text{ GeV}$ . In fact, as also shown in figures 1 and 2, a corresponding value of  $\Delta\beta_{\text{loc}} = 1.1$  (which we choose slightly larger than 1 in order to capture possible effects of reacceleration) does show a very reasonable agreement with both radio and lepton data.

Let us now turn to the *angular* shape of the radio signals, which we show in figure 3 for the case of the Haslam [23] map at 408 MHz. In the same figure, we indicate the expectation for the models of table 1, including the full variation of the parameters  $K_0$  and  $\delta$  within the range compatible with the B/C analysis performed in ref. [5]. One can clearly see that the size of the diffusive halo has a rather strong impact on the angular shape of the resulting synchrotron signal. Demanding consistency with B/C data, small halo sizes  $L \sim 1 \text{ kpc}$  are essentially excluded, but also large values  $L \gtrsim 15 \text{ kpc}$  show some tension with radio data. Note that the magnetic field normalization does not affect the angular shape of the synchrotron emission; here, it was chosen such as to be consistent with figures 1 and 2.

In order to demonstrate the constraining power of the angular shape of radio data for diffusion models, we next treated the overall normalization of the synchrotron signal (aka the magnetic field) as a free parameter to minimize  $\chi^2$  for the min/med/max models. The result is shown in table 1 for the 408 MHz and 1.42 GHz maps; as anticipated, it is very difficult to reconcile radio data with the max and, even more so, the min model. Similar conclusions apply to all surveys with  $\nu < 408 \text{ MHz}$ , while for  $\nu > 1.42 \text{ GHz}$  the data generally start to reproduce the expected synchrotron pattern worse, even for the med model; this is likely





**Figure 3.** Brightness temperature versus latitude at 408 MHz. Solid lines correspond to the propagation models given in table 1. The shaded areas are obtained by varying  $K_0$  and  $\delta$ , at fixed  $L$ , over the full range compatible with B/C data.

due to molecular clouds and pulsars (and/or SNRs), mostly in the southern hemisphere, that produce bremsstrahlung emission. We note that even the overall fit quality, for the min model, is quite good for angular averages of at least  $15^\circ$ ; on smaller scales, on the other hand, we can obviously not expect our effective model to reproduce the detailed features that are visible in the radio sky. While these results already indicate the power of the method and thus warrant a more detailed analysis of the propagation parameter space and the magnetic field structure [32], this is beyond the scope of the present work.

## 5 Discussion

Let us now discuss which assumptions in the analysis presented above are affected by uncertainties that might bias our conclusions. We have explicitly verified that the absorption of synchrotron radiation by thermal electrons is negligible for  $\nu \gtrsim 10$  MHz and insensitive to the thermal electron temperature (for  $4000 \text{ K} < T_e < 8000 \text{ K}$ ) below this frequency; for very low values ( $T_e \lesssim 3000 \text{ K}$ ) absorption modifies the spectral shape in a way strongly disfavored by the data. Weak uncertainties are derived from the ensuing bremsstrahlung radiation at high frequencies, whose contribution emerges around the GHz and gets stronger with lower  $T_e$ .

We checked that a break in the diffusion coefficient does not induce relevant changes in the frequency spectrum, in contrast to the break in the (total) propagated spectrum discussed above; we found that a break in the source spectrum of primary electrons alone, on the other hand, would result in an overproduction of synchrotron radiation from secondary electrons at frequencies  $\nu \lesssim 100$  MHz. We also verified that modifying  $K_0$  or  $L$  merely shifts the spectrum

w.r.t.  $\nu$  by changing its normalization; as a function of  $\nu$ , the three benchmark models of table 1, e.g., simply scale up the spectrum by a factor of 5 when going from min to max. A degeneracy in  $B$ ,  $K_0$  and  $L$  (marginally also  $\delta$ ) becomes manifest even when looking at the radio spectrum as a function of the latitude. It is only when we turn to physical (i.e. B/C compatible) values of the propagation parameters that the degeneracy is partially broken in the spectrum w.r.t. the latitude, see figure 3.

## 6 Conclusions and outlook

The connection between synchrotron radiation and radio data provides a very interesting means of inferring properties of the interstellar galactic electron population at low energies [33]. We have shown that the radio sky from MHz to GHz, when averaged over large scales, can be understood in terms of synchrotron emission of diffused galactic  $e^\pm$  predicted in a model consistent with many other cosmic observables, including CR nuclei (from protons to iron), radioactive isotopes and antiprotons. This is a rather new result and strong evidence that we are not too far from having a global picture of the phenomena occurring in the galaxy.

We also found first indications that such a description breaks some of the degeneracies encountered when constraining the properties of the diffusive halo with nuclear CR data. A more detailed analysis of the allowed space of propagation parameters will be treated in a forthcoming publication [32]. However, let us stress that we have already presented preliminary evidence for  $1 \text{ kpc} \lesssim L \lesssim 15 \text{ kpc}$ . We note that in particular the  $\bar{p}$  flux from dark matter annihilations in the galactic halo is mostly sensitive to the volume probed by the magnetic diffusion zone; a lower bound on  $L$  will thus have important implications for indirect dark matter searches.

## Acknowledgments

We thank A. Strong and M. Regis for valuable discussions and acknowledge use of the HealPix software [34]. We also would like to thank the anonymous referee for useful comments that helped to improve this article. TB was supported by the German Research Foundation (DFG) through Emmy Noether grant BR 3954/1-1. FD and RL thank the LEXI initiative and the theoretical astroparticle group at the university of Hamburg for financial support and hospitality. RL was supported by the EC contract UNILHC PITN-GA-2009-237920, by the Spanish grants FPA2008-00319, FPA2011-22975, MultiDark CSD2009-00064 (MICINN), and PROMETEO/2009/091 (Generalitat Valenciana).

**Note added.** In the final stage of preparing this manuscript, we became aware of refs. [35, 36] also investigating the complementary information from CR and synchrotron data on galactic electrons (with, however, a somewhat different focus compared to ours).

## References

- [1] A.W. Strong, I.V. Moskalenko and V.S. Ptuskin, *Cosmic-ray propagation and interactions in the galaxy*, *Ann. Rev. Nucl. Part. Sci.* **57** (2007) 285 [[astro-ph/0701517](#)] [[INSPIRE](#)].
- [2] A.W. Strong and I.V. Moskalenko, *Propagation of cosmic-ray nucleons in the galaxy*, *Astrophys. J.* **509** (1998) 212 [[astro-ph/9807150](#)] [[INSPIRE](#)];

- I.V. Moskalenko and A.W. Strong, *Production and propagation of cosmic ray positrons and electrons*, *Astrophys. J.* **493** (1998) 694 [[astro-ph/9710124](#)] [[INSPIRE](#)];  
 R. Trotta et al., *Constraints on cosmic-ray propagation models from a global Bayesian analysis*, *Astrophys. J.* **729** (2011) 106 [[arXiv:1011.0037](#)] [[INSPIRE](#)].
- [3] I.V. Moskalenko, A.W. Strong, S.G. Mashnik and J.F. Ormes, *Challenging cosmic ray propagation with antiprotons. Evidence for a fresh nuclei component?*, *Astrophys. J.* **586** (2003) 1050 [[astro-ph/0210480](#)] [[INSPIRE](#)].
- [4] C. Evoli, D. Gaggero, D. Grasso and L. Maccione, *Cosmic-ray nuclei, antiprotons and gamma-rays in the galaxy: a new diffusion model*, *JCAP* **10** (2008) 018 [[arXiv:0807.4730](#)] [[INSPIRE](#)];  
 G. Di Bernardo, C. Evoli, D. Gaggero, D. Grasso and L. Maccione, *Unified interpretation of cosmic-ray nuclei and antiproton recent measurements*, *Astropart. Phys.* **34** (2010) 274 [[arXiv:0909.4548](#)] [[INSPIRE](#)].
- [5] D. Maurin, F. Donato, R. Taillet and P. Salati, *Cosmic rays below  $z = 30$  in a diffusion model: new constraints on propagation parameters*, *Astrophys. J.* **555** (2001) 585 [[astro-ph/0101231](#)] [[INSPIRE](#)].
- [6] D. Maurin, R. Taillet and F. Donato, *New results on source and diffusion spectral features of galactic cosmic rays: I. B/C ratio*, *Astron. Astrophys.* **394** (2002) 1039 [[astro-ph/0206286](#)] [[INSPIRE](#)].
- [7] F. Donato, D. Maurin and R. Taillet, *Beta-radioactive cosmic rays in a diffusion model: test for a local bubble?*, *Astron. Astrophys.* **381** (2002) 539 [[astro-ph/0108079](#)] [[INSPIRE](#)].
- [8] A. Putze, L. Derome and D. Maurin, *A Markov chain Monte Carlo technique to sample transport and source parameters of galactic cosmic rays: II. Results for the diffusion model combining B/C and radioactive nuclei*, *Astron. Astrophys.* **516** (2010) A66 [[arXiv:1001.0551](#)] [[INSPIRE](#)].
- [9] F. Donato et al., *Anti-protons from spallations of cosmic rays on interstellar matter*, *Astrophys. J.* **563** (2001) 172 [[astro-ph/0103150](#)] [[INSPIRE](#)];  
 T. Bringmann and P. Salati, *The galactic antiproton spectrum at high energies: background expectation vs. exotic contributions*, *Phys. Rev. D* **75** (2007) 083006 [[astro-ph/0612514](#)] [[INSPIRE](#)];  
 F. Donato, D. Maurin, P. Brun, T. Delahaye and P. Salati, *Constraints on WIMP dark matter from the high energy PAMELA  $\bar{p}/p$  data*, *Phys. Rev. Lett.* **102** (2009) 071301 [[arXiv:0810.5292](#)] [[INSPIRE](#)].
- [10] T. Delahaye et al., *Galactic secondary positron flux at the Earth*, *Astron. Astrophys.* **501** (2009) 821 [[arXiv:0809.5268](#)] [[INSPIRE](#)].
- [11] T. Delahaye, J. Laval, R. Lineros, F. Donato and N. Fornengo, *Galactic electrons and positrons at the Earth: new estimate of the primary and secondary fluxes*, *Astron. Astrophys.* **524** (2010) A51 [[arXiv:1002.1910](#)] [[INSPIRE](#)].
- [12] For details see, e.g., V.L. Ginzburg and S.I. Syrovatskii, *Cosmic magnetobremstrahlung (synchrotron radiation)*, *Ann. Rev. Astron. Astrophys.* **3** (1965) 297 [[INSPIRE](#)].
- [13] J.L. Han, *Magnetic structure of our galaxy: a review of observations*, *IAU Symp.* **259** (2009) 455 [[arXiv:0901.1165](#)] [[INSPIRE](#)].
- [14] X.H. Sun, W. Reich, A. Waelkens and T. Enßlin, *Radio observational constraints on galactic 3D-emission models*, *Astron. Astrophys.* **477** (2008) 573 [[arXiv:0711.1572](#)] [[INSPIRE](#)];  
 M.S. Pshirkov, P.G. Tinyakov, P.P. Kronberg and K.J. Newton-McGee, *Deriving global structure of the galactic magnetic field from Faraday rotation measures of extragalactic sources*, *Astrophys. J.* **738** (2011) 192 [[arXiv:1103.0814](#)] [[INSPIRE](#)].

- [15] J.D. Peterson and W.R. Webber, *Interstellar absorption of the galactic polar low-frequency radio background synchrotron spectrum as an indicator of clumpiness in the warm ionized medium*, *Astrophys. J.* **575** (2002) 217.
- [16] G.B. Rybicki and A.P. Lightman, *Radiative processes in astrophysics*, Wiley-VCH (2004).
- [17] F. Donato, N. Fornengo, D. Maurin and P. Salati, *Antiprotons in cosmic rays from neutralino annihilation*, *Phys. Rev. D* **69** (2004) 063501 [[astro-ph/0306207](#)] [[INSPIRE](#)].
- [18] A. Misiriotis, E.M. Xilouris, J. Papamastorakis, P. Boumis and C.D. Goudis, *The distribution of the ISM in the Milky Way*, *Astron. Astrophys.* **459** (2006) 113 [[astro-ph/0607638](#)] [[INSPIRE](#)].
- [19] A. de Oliveira-Costa et al., *A model of diffuse galactic radio emission from 10 MHz to 100 GHz*, [arXiv:0802.1525](#) [[INSPIRE](#)].
- [20] J.L. Caswell, *A map of the northern sky at 10 MHz*, *Mon. Not. Roy. Astron. Soc.* **177** (1976) 601.
- [21] R.S. Roger, C.H. Costain, T.L. Landecker and C.M. Swerdlyk, *The radio emission from the galaxy at 22 MHz*, *Astron. Astrophys. Suppl. Ser.* **137** (1999) 7 [[astro-ph/9902213](#)] [[INSPIRE](#)].
- [22] A.E. Guzman, J. May, H. Alvarez and K. Maeda, *All-sky galactic radiation at 45 MHz and spectral index between 45 and 408 MHz*, *Astron. Astrophys.* **525** (2011) A138 [[arXiv:1011.4298](#)] [[INSPIRE](#)].
- [23] C.G.T. Haslam, C.J. Salter, H. Stoffel and W.E. Wilson, *A 408 MHz all-sky continuum survey. II. The atlas of contour maps*, *Astron. Astrophys. Suppl. Ser.* **47** (1982) 1 [[INSPIRE](#)].
- [24] P. Reich and W. Reich, *A radio continuum survey of the northern sky at 1420 MHz. II*, *Astron. Astrophys. Suppl. Ser.* **63** (1986) 205.
- [25] J.L. Jonas, E.E. Baart and G.D. Nicolson, *The Rhodes/HartRAO 2326-MHz radio continuum survey*, *Mon. Not. Roy. Astron. Soc.* **297** (1998) 977.
- [26] A. de Oliveira-Costa and M. Tegmark, *CMB multipole measurements in the presence of foregrounds*, *Phys. Rev. D* **74** (2006) 023005 [[astro-ph/0603369](#)] [[INSPIRE](#)].
- [27] A. de Oliveira-Costa et al., *The quest for microwave foreground X*, *Astrophys. J.* **606** (2004) L89 [[astro-ph/0312039](#)] [[INSPIRE](#)].
- [28] M.I. Alves et al., *A derivation of the free-free emission on the Galactic plane between  $l = 20$  and 44 degrees*, [arXiv:1108.6268](#) [[INSPIRE](#)].
- [29] PAMELA collaboration, O. Adriani et al., *The cosmic-ray electron flux measured by the PAMELA experiment between 1 and 625 GeV*, *Phys. Rev. Lett.* **106** (2011) 201101 [[arXiv:1103.2880](#)] [[INSPIRE](#)].
- [30] FERMI LAT collaboration, M. Ackermann et al., *Fermi LAT observations of cosmic-ray electrons from 7 GeV to 1 TeV*, *Phys. Rev. D* **82** (2010) 092004 [[arXiv:1008.3999](#)] [[INSPIRE](#)].
- [31] FERMI LAT collaboration, M. Ackermann et al., *Measurement of separate cosmic-ray electron and positron spectra with the Fermi Large Area Telescope*, [arXiv:1109.0521](#) [[INSPIRE](#)].
- [32] T. Bringmann, F. Donato and R. Lineros, *Constraints on cosmic rays propagation models from galactic synchrotron emission*, work in progress.
- [33] For earlier work see, e.g., M.L. Goldstein, R. Ramaty and L.A. Fisk, *Interstellar cosmic ray spectra from the nonthermal radio background from 0.4 to 400 MHz*, *Phys. Rev. Lett.* **24** (1970) 1193;  
A.C. Cummings, E.C. Stone and R.E. Vogt, *Interstellar electron spectrum from the galactic non-thermal radio emission*, in Proceedings of the 13th International Conference on Cosmic Rays. Volume 1, Denver U.S.A. (1973), pg. 335 [[INSPIRE](#)];

- J.M. Rockstroh and W.R. Webber, *A new determination of the local interstellar electron spectrum from the radio background*, *Astrophys. J.* **224** (1978) 677;
- A.E.E. Rogers and J.D. Bowman, *Spectral index of the diffuse radio background measured from 100 to 200 MHz*, *Astron. J.* **136** (2008) 641 [[arXiv:0806.2868](#)] [[INSPIRE](#)];
- A. Tartari, M. Zannoni, M. Gervasi, G. Boella and G. Sironi, *TRIS III: the diffuse galactic radio emission at  $\delta = +42^\circ$* , *Astrophys. J.* **688** (2008) 32 [[arXiv:0806.4306](#)] [[INSPIRE](#)];
- E. Orlando et al., *Cosmic-ray electrons, synchrotron and magnetic fields in the galaxy*, [arXiv:0907.0553](#) [[INSPIRE](#)];
- A.E. Guzman, J. May, H. Alvarez and K. Maeda, *All-sky galactic radiation at 45 MHz and spectral index between 45 and 408 MHz*, *Astron. Astrophys.* **525** (2011) A138 [[arXiv:1011.4298](#)] [[INSPIRE](#)] and references therein.
- [34] K.M. Gorski et al., *HEALPix — a framework for high resolution discretization and fast analysis of data distributed on the sphere*, *Astrophys. J.* **622** (2005) 759 [[astro-ph/0409513](#)] [[INSPIRE](#)].
- [35] T.R. Jaffe, A.J. Banday, J.P. Leahy, S. Leach and A.W. Strong, *Connecting synchrotron, cosmic rays and magnetic fields in the plane of the galaxy*, [arXiv:1105.5885](#) [[INSPIRE](#)].
- [36] A.W. Strong, E. Orlando and T.R. Jaffe, *The interstellar cosmic-ray electron spectrum from synchrotron radiation and direct measurements*, *Astron. Astrophys.* **534** (2011) A54 [[arXiv:1108.4822](#)] [[INSPIRE](#)].