

Search for $B^+ \rightarrow K^+ \tau^+ \tau^-$ at the $BABAR$ Experiment

J. P. Lees,¹ V. Poireau,¹ V. Tisserand,¹ E. Grauges,² A. Palano,³ G. Eigen,⁴ D. N. Brown,⁵ Yu. G. Kolomensky,⁵ H. Koch,⁶ T. Schroeder,⁶ C. Hearty,⁷ T. S. Mattison,⁷ J. A. McKenna,⁷ R. Y. So,⁷ V. E. Blinov,^{8a,8b,8c} A. R. Buzykaev,^{8a} V. P. Druzhinin,^{8a,8b} V. B. Golubev,^{8a,8b} E. A. Kravchenko,^{8a,8b} A. P. Onuchin,^{8a,8b,8c} S. I. Serednyakov,^{8a,8b} Yu. I. Skovpen,^{8a,8b} E. P. Solodov,^{8a,8b} K. Yu. Todyshev,^{8a,8b} A. J. Lankford,⁹ J. W. Gary,¹⁰ O. Long,¹⁰ A. M. Eisner,¹¹ W. S. Lockman,¹¹ W. Panduro Vazquez,¹¹ D. S. Chao,¹² C. H. Cheng,¹² B. Echenard,¹² K. T. Flood,¹² D. G. Hitlin,¹² J. Kim,¹² T. S. Miyashita,¹² P. Ongmongkolkul,¹² F. C. Porter,¹² M. Röhrken,¹² Z. Huard,¹³ B. T. Meadows,¹³ B. G. Pushpawela,¹³ M. D. Sokoloff,¹³ L. Sun,^{13,*} J. G. Smith,¹⁴ S. R. Wagner,¹⁴ D. Bernard,¹⁵ M. Verderi,¹⁵ D. Bettoni,^{16a} C. Bozzi,^{16a} R. Calabrese,^{16a,16b} G. Cibinetto,^{16a,16b} E. Fioravanti,^{16a,16b} I. Garzia,^{16a,16b} E. Luppi,^{16a,16b} V. Santoro,^{16a} A. Calcaterra,¹⁷ R. de Sangro,¹⁷ G. Finocchiaro,¹⁷ S. Martellotti,¹⁷ P. Patteri,¹⁷ I. M. Peruzzi,¹⁷ M. Piccolo,¹⁷ A. Zallo,¹⁷ S. Passaggio,¹⁸ C. Patrignani,^{18,†} B. Bhuyan,¹⁹ U. Mallik,²⁰ C. Chen,²¹ J. Cochran,²¹ S. Prell,²¹ H. Ahmed,²² A. V. Gritsan,²³ N. Arnaud,²⁴ M. Davier,²⁴ F. Le Diberder,²⁴ A. M. Lutz,²⁴ G. Wormser,²⁴ D. J. Lange,²⁵ D. M. Wright,²⁵ J. P. Coleman,²⁶ E. Gabathuler,²⁶ D. E. Hutchcroft,²⁶ D. J. Payne,²⁶ C. Touramanis,²⁶ A. J. Bevan,²⁷ F. Di Lodovico,²⁷ R. Sacco,²⁷ G. Cowan,²⁸ Sw. Banerjee,²⁹ D. N. Brown,²⁹ C. L. Davis,²⁹ A. G. Denig,³⁰ M. Fritsch,³⁰ W. Gradl,³⁰ K. Griessinger,³⁰ A. Hafner,³⁰ K. R. Schubert,³⁰ R. J. Barlow,^{31,‡} G. D. Lafferty,³¹ R. Cenci,³² A. Jawahery,³² D. A. Roberts,³² R. Cowan,³³ R. Cheaib,³⁴ S. H. Robertson,³⁴ B. Dey,^{35a} N. Neri,^{35a} F. Palombo,^{35a,35b} L. Cremaldi,³⁶ R. Godang,^{36,§} D. J. Summers,³⁶ P. Taras,³⁷ G. De Nardo,³⁸ C. Sciacca,³⁸ G. Raven,³⁹ C. P. Jessop,⁴⁰ J. M. LoSecco,⁴⁰ K. Honscheid,⁴¹ R. Kass,⁴¹ A. Gaz,^{42a} M. Margoni,^{42a,42b} M. Posocco,^{42a} M. Rotondo,^{42a} G. Simi,^{42a,42b} F. Simonetto,^{42a,42b} R. Stroili,^{42a,42b} S. Akar,⁴³ E. Ben-Haim,⁴³ M. Bomben,⁴³ G. R. Bonneaud,⁴³ G. Calderini,⁴³ J. Chauveau,⁴³ G. Marchiori,⁴³ J. Ocariz,⁴³ M. Biasini,^{44a,44b} E. Manoni,^{44a} A. Rossi,^{44a} G. Batignani,^{45a,45b} S. Bettarini,^{45a,45b} M. Carpinelli,^{45a,45b,||} G. Casarosa,^{45a,45b} M. Chrzaszcz,^{45a} F. Forti,^{45a,45b} M. A. Giorgi,^{45a,45b} A. Lusiani,^{45a,45b} B. Oberhof,^{45a,45b} E. Paoloni,^{45a,45b} M. Rama,^{45a} G. Rizzo,^{45a,45b} J. J. Walsh,^{45a} A. J. S. Smith,⁴⁶ F. Anulli,^{47a} R. Faccini,^{47a,47b} F. Ferrarotto,^{47a,47b} F. Ferroni,^{47a,47b} A. Pilloni,^{47a,47b} G. Piredda,^{47a} C. Büniger,⁴⁸ S. Dittrich,⁴⁸ O. Grünberg,⁴⁸ M. Heß,⁴⁸ T. Leddig,⁴⁸ C. Voß,⁴⁸ R. Waldi,⁴⁸ T. Adye,⁴⁹ F. F. Wilson,⁴⁹ S. Emery,⁵⁰ G. Vasseur,⁵⁰ D. Aston,⁵¹ C. Cartaro,⁵¹ M. R. Convery,⁵¹ J. Dorfan,⁵¹ W. Dunwoodie,⁵¹ M. Ebert,⁵¹ R. C. Field,⁵¹ B. G. Fulsom,⁵¹ M. T. Graham,⁵¹ C. Hast,⁵¹ W. R. Innes,⁵¹ P. Kim,⁵¹ D. W. G. S. Leith,⁵¹ S. Luitz,⁵¹ V. Luth,⁵¹ D. B. MacFarlane,⁵¹ D. R. Muller,⁵¹ H. Neal,⁵¹ B. N. Ratcliff,⁵¹ A. Roodman,⁵¹ M. K. Sullivan,⁵¹ J. Va'vra,⁵¹ W. J. Wisniewski,⁵¹ M. V. Purohit,⁵² J. R. Wilson,⁵² A. Randle-Conde,⁵³ S. J. Sekula,⁵³ M. Bellis,⁵⁴ P. R. Burchat,⁵⁴ E. M. T. Puccio,⁵⁴ M. S. Alam,⁵⁵ J. A. Ernst,⁵⁵ R. Gorodeisky,⁵⁶ N. Guttman,⁵⁶ D. R. Peimer,⁵⁶ A. Soffer,⁵⁶ S. M. Spanier,⁵⁷ J. L. Ritchie,⁵⁸ R. F. Schwitters,⁵⁸ J. M. Izen,⁵⁹ X. C. Lou,⁵⁹ F. Bianchi,^{60a,60b} F. De Mori,^{60a,60b} A. Filippi,^{60a} D. Gamba,^{60a,60b} L. Lanceri,⁶¹ L. Vitale,⁶¹ F. Martinez-Vidal,⁶² A. Oyangueren,⁶² J. Albert,⁶³ A. Beaulieu,⁶³ F. U. Bernlochner,⁶³ G. J. King,⁶³ R. Kowalewski,⁶³ T. Lueck,⁶³ I. M. Nugent,⁶³ J. M. Roney,⁶³ N. Tasneem,⁶³ T. J. Gershon,⁶⁴ P. F. Harrison,⁶⁴ T. E. Latham,⁶⁴ R. Prepost,⁶⁵ and S. L. Wu⁶⁵

(BABAR Collaboration)

¹Laboratoire d'Annecy-le-Vieux de Physique des Particules (LAPP), Université de Savoie, CNRS/IN2P3, F-74941 Annecy-Le-Vieux, France²Universitat de Barcelona, Facultat de Física, Departament ECM, E-08028 Barcelona, Spain³INFN Sezione di Bari and Dipartimento di Fisica, Università di Bari, I-70126 Bari, Italy⁴University of Bergen, Institute of Physics, N-5007 Bergen, Norway⁵Lawrence Berkeley National Laboratory and University of California, Berkeley, California 94720, USA⁶Ruhr Universität Bochum, Institut für Experimentalphysik 1, D-44780 Bochum, Germany⁷University of British Columbia, Vancouver, British Columbia, Canada V6T 1Z1^{8a}Budker Institute of Nuclear Physics SB RAS, Novosibirsk 630090, Russia^{8b}Novosibirsk State University, Novosibirsk 630090, Russia^{8c}Novosibirsk State Technical University, Novosibirsk 630092, Russia⁹University of California at Irvine, Irvine, California 92697, USA¹⁰University of California at Riverside, Riverside, California 92521, USA¹¹University of California at Santa Cruz, Institute for Particle Physics, Santa Cruz, California 95064, USA¹²California Institute of Technology, Pasadena, California 91125, USA¹³University of Cincinnati, Cincinnati, Ohio 45221, USA¹⁴University of Colorado, Boulder, Colorado 80309, USA

- ¹⁵Laboratoire Leprince-Ringuet, Ecole Polytechnique, CNRS/IN2P3, F-91128 Palaiseau, France
- ^{16a}INFN Sezione di Ferrara, I-44122 Ferrara, Italy
- ^{16b}Dipartimento di Fisica e Scienze della Terra, Università di Ferrara, I-44122 Ferrara, Italy
- ¹⁷INFN Laboratori Nazionali di Frascati, I-00044 Frascati, Italy
- ¹⁸INFN Sezione di Genova, I-16146 Genova, Italy
- ¹⁹Indian Institute of Technology Guwahati, Guwahati, Assam 781 039, India
- ²⁰University of Iowa, Iowa City, Iowa 52242, USA
- ²¹Iowa State University, Ames, Iowa 50011, USA
- ²²Physics Department, Jazan University, Jazan 22822, Kingdom of Saudi Arabia
- ²³Johns Hopkins University, Baltimore, Maryland 21218, USA
- ²⁴Laboratoire de l'Accélérateur Linéaire, IN2P3/CNRS et Université Paris-Sud 11, Centre Scientifique d'Orsay, F-91898 Orsay Cedex, France
- ²⁵Lawrence Livermore National Laboratory, Livermore, California 94550, USA
- ²⁶University of Liverpool, Liverpool L69 7ZE, United Kingdom
- ²⁷Queen Mary, University of London, London E1 4NS, United Kingdom
- ²⁸University of London, Royal Holloway and Bedford New College, Egham, Surrey TW20 0EX, United Kingdom
- ²⁹University of Louisville, Louisville, Kentucky 40292, USA
- ³⁰Johannes Gutenberg-Universität Mainz, Institut für Kernphysik, D-55099 Mainz, Germany
- ³¹University of Manchester, Manchester M13 9PL, United Kingdom
- ³²University of Maryland, College Park, Maryland 20742, USA
- ³³Massachusetts Institute of Technology, Laboratory for Nuclear Science, Cambridge, Massachusetts 02139, USA
- ³⁴McGill University, Montréal, Québec, Canada H3A 2T8
- ^{35a}INFN Sezione di Milano, I-20133 Milano, Italy
- ^{35b}Dipartimento di Fisica, Università di Milano, I-20133 Milano, Italy
- ³⁶University of Mississippi, University, Mississippi 38677, USA
- ³⁷Université de Montréal, Physique des Particules, Montréal, Québec, Canada H3C 3J7
- ³⁸INFN Sezione di Napoli and Dipartimento di Scienze Fisiche, Università di Napoli Federico II, I-80126 Napoli, Italy
- ³⁹NIKHEF, National Institute for Nuclear Physics and High Energy Physics, NL-1009 DB Amsterdam, The Netherlands
- ⁴⁰University of Notre Dame, Notre Dame, Indiana 46556, USA
- ⁴¹Ohio State University, Columbus, Ohio 43210, USA
- ^{42a}INFN Sezione di Padova, I-35131 Padova, Italy
- ^{42b}Dipartimento di Fisica, Università di Padova, I-35131 Padova, Italy
- ⁴³Laboratoire de Physique Nucléaire et de Hautes Energies, IN2P3/CNRS, Université Pierre et Marie Curie-Paris6, Université Denis Diderot-Paris7, F-75252 Paris, France
- ^{44a}INFN Sezione di Perugia, I-06123 Perugia, Italy
- ^{44b}Dipartimento di Fisica, Università di Perugia, I-06123 Perugia, Italy
- ^{45a}INFN Sezione di Pisa, I-56127 Pisa, Italy
- ^{45b}Dipartimento di Fisica, Università di Pisa, I-56127 Pisa, Italy
- ^{45c}Scuola Normale Superiore di Pisa, I-56127 Pisa, Italy
- ⁴⁶Princeton University, Princeton, New Jersey 08544, USA
- ^{47a}INFN Sezione di Roma, I-00185 Roma, Italy
- ^{47b}Dipartimento di Fisica, Università di Roma La Sapienza, I-00185 Roma, Italy
- ⁴⁸Universität Rostock, D-18051 Rostock, Germany
- ⁴⁹Rutherford Appleton Laboratory, Chilton, Didcot, Oxon OX11 0QX, United Kingdom
- ⁵⁰CEA, Irfu, SPP, Centre de Saclay, F-91191 Gif-sur-Yvette, France
- ⁵¹SLAC National Accelerator Laboratory, Stanford, California 94309 USA
- ⁵²University of South Carolina, Columbia, South Carolina 29208, USA
- ⁵³Southern Methodist University, Dallas, Texas 75275, USA
- ⁵⁴Stanford University, Stanford, California 94305, USA
- ⁵⁵State University of New York, Albany, New York 12222, USA
- ⁵⁶Tel Aviv University, School of Physics and Astronomy, Tel Aviv 69978, Israel
- ⁵⁷University of Tennessee, Knoxville, Tennessee 37996, USA
- ⁵⁸University of Texas at Austin, Austin, Texas 78712, USA
- ⁵⁹University of Texas at Dallas, Richardson, Texas 75083, USA
- ^{60a}INFN Sezione di Torino, I-10125 Torino, Italy
- ^{60b}Dipartimento di Fisica, Università di Torino, I-10125 Torino, Italy
- ⁶¹INFN Sezione di Trieste and Dipartimento di Fisica, Università di Trieste, I-34127 Trieste, Italy
- ⁶²IFIC, Universitat de Valencia-CSIC, E-46071 Valencia, Spain
- ⁶³University of Victoria, Victoria, British Columbia, Canada V8W 3P6
- ⁶⁴Department of Physics, University of Warwick, Coventry CV4 7AL, United Kingdom

⁶⁵University of Wisconsin, Madison, Wisconsin 53706, USA
(Received 17 June 2016; published 20 January 2017)

We search for the rare flavor-changing neutral current process $B^+ \rightarrow K^+ \tau^+ \tau^-$ using data from the BABAR experiment. The data sample, collected at the center-of-mass energy of the $\Upsilon(4S)$ resonance, corresponds to a total integrated luminosity of 424 fb^{-1} and to 471×10^6 $B\bar{B}$ pairs. We reconstruct one B meson, produced in the $\Upsilon(4S) \rightarrow B^+ B^-$ decay, in one of many hadronic decay modes and search for activity compatible with a $B^+ \rightarrow K^+ \tau^+ \tau^-$ decay in the rest of the event. Each τ lepton is required to decay leptonically into an electron or muon and neutrinos. Comparing the expected number of background events with the data sample after applying the selection criteria, we do not find evidence for a signal. The resulting upper limit, at the 90% confidence level, is $\mathcal{B}(B^+ \rightarrow K^+ \tau^+ \tau^-) < 2.25 \times 10^{-3}$.

DOI: 10.1103/PhysRevLett.118.031802

The flavor-changing neutral current process $B^+ \rightarrow K^+ \tau^+ \tau^-$ [1] is highly suppressed in the standard model (SM), with a predicted branching fraction in the range $1\text{--}2 \times 10^{-7}$ [2,3]. This decay is forbidden at tree level and only occurs, at lowest order, via one-loop diagrams. The SM contributions, shown in Fig. 1, include the electromagnetic penguin, the Z penguin, and the $W^+ W^-$ box diagrams. Rare semi-leptonic B decays such as $B^+ \rightarrow K^+ \tau^+ \tau^-$ can provide a stringent test of the SM and a fertile ground for new physics searches. Virtual particles can enter in the loop and thus allow us to probe, at relatively low energies, new physics at large mass scales. Measurements of the related decays $B^+ \rightarrow K^+ \ell^+ \ell^-$, where $\ell = e$ or μ , have been previously published by BABAR [4] and other experiments [5–8], and exhibit some discrepancy with the SM expectation [9].

The decay $B^+ \rightarrow K^+ \tau^+ \tau^-$ is the third family equivalent of $B^+ \rightarrow K^+ \ell^+ \ell^-$ and hence may provide additional sensitivity to new physics due to third-generation couplings and the large mass of the τ lepton [10]. An important potential contribution to this decay is from neutral Higgs boson couplings, where the lepton-lepton-Higgs vertices are proportional to the mass squared of the lepton [11]. Thus, in the case of the τ , such contributions can be significant and could alter the total decay rate. Additional sources of new physics and their effect on the $B^+ \rightarrow K^+ \tau^+ \tau^-$ branching fraction and the kinematic distributions of the $\tau^+ \tau^-$ pair are also discussed in Refs. [12–24]. These new physics scenarios do not necessarily have the same impact on the $B^+ \rightarrow K^+ \psi(2S)$, $\psi(2S) \rightarrow \tau^+ \tau^-$ decay, and thus the latter will only be considered if a visible signal is present.

We report herein a search for $B^+ \rightarrow K^+ \tau^+ \tau^-$ with data recorded by the BABAR detector [25] at the $e^+ e^-$ PEP-II collider at the SLAC National Accelerator Laboratory. This search is based on 424 fb^{-1} of data [26] collected at the center-of-mass (c.m.) energy of the $\Upsilon(4S)$ resonance, where $\Upsilon(4S)$ decays into a $B\bar{B}$ pair. We use hadronic B meson tagging techniques, where one of the two B mesons, referred to as the B_{tag} , is reconstructed exclusively via its decay into one of several hadronic decay modes. The remaining tracks, clusters, and missing energy in the event

are attributed to the signal B , denoted as B_{sig} , on which the search for $B^+ \rightarrow K^+ \tau^+ \tau^-$ is performed. We consider only leptonic decays of the τ : $\tau^+ \rightarrow e^+ \nu_e \bar{\nu}_\tau$ and $\tau^- \rightarrow \mu^+ \nu_\mu \bar{\nu}_\tau$, which results in three signal decay topologies with a charged K , multiple missing neutrinos, and either $e^+ e^-$, $\mu^+ \mu^-$, or $e^+ \mu^-$ in the final state. The neutrinos are accounted for as missing energy in any signal event where a charged kaon and lepton pair are identified and extra neutral activity, including π^0 candidates, is excluded.

Simulated Monte Carlo (MC) signal and background events, generated with EvtGen [27], are used to develop signal selection criteria and to study potential backgrounds. The detector response is simulated using GEANT4 [28]. Signal MC events are generated as $\Upsilon(4S) \rightarrow B^+ B^-$, where one B decays according to its measured SM branching fractions [29] and the other B decays via $B^+ \rightarrow K^+ \tau^+ \tau^-$ according to the model described in Ref. [30]. Within this model, a light-cone sum rule approach, referred to as LCSR is used to determine the form factors that enter into the parametrization of the matrix elements describing this decay. Signal events are also reweighted to a model based on the unquenched lattice QCD calculations of the $B \rightarrow K \ell^+ \ell^-$ form factors [2] for the determination of the signal efficiency, and the two theoretical approaches are then compared to evaluate the model dependence of our measurement. Because of the low efficiency of the hadronic B_{tag} reconstruction, “dedicated” signal MC samples are also generated for this analysis, where one B decays exclusively through $B^\pm \rightarrow D^0 \pi^\pm$, $D^0 \rightarrow K^- \pi^+$ while the other B meson decays via the signal channel. This ensures that more events pass the hadronic B_{tag} reconstruction and

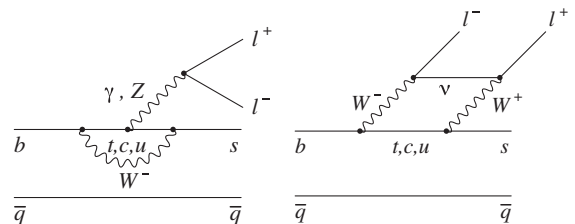


FIG. 1. Lowest order SM Feynman diagrams of $b \rightarrow s \ell^+ \ell^-$.

allows for increased statistics in the distributions of discriminating variables in the signal sample. Only variables that are independent of the B_{tag} decay mode are considered with the dedicated signal MC sample. To avoid potential bias, this dedicated sample is not used to evaluate the final signal selection efficiency. Background MC samples consist of B^+B^- and $B^0\bar{B}^0$ decays and continuum events, $e^+e^- \rightarrow f\bar{f}$, where f is a lepton or a quark. The $B\bar{B}$ and $e^+e^- \rightarrow c\bar{c}$ MC-simulated samples are produced with an integrated luminosity 10 times that of data, whereas the remaining continuum samples have an integrated luminosity that is 4 times larger.

The signal selection of $B^+ \rightarrow K^+\tau^+\tau^-$ events is preceded by the full hadronic reconstruction of the B_{tag} meson, via $B \rightarrow SX$ [31]. Here, S is a seed meson, $D^{(*)0}$, $D^{(*)\pm}$, D_s^{\pm} , or J/ψ , and X is a combination of at most five charged or neutral kaons and pions with at most two neutral π^0 or K_S^0 candidates. The D seeds are reconstructed in the decay modes $D^+ \rightarrow K_S^0\pi^+$, $K_S^0\pi^+\pi^0$, $K_S^0\pi^+\pi^-\pi^+$, $K^-\pi^+\pi^+$, $K^-\pi^+\pi^+\pi^0$, $K^+K^-\pi^+$, $K^+K^-\pi^+\pi^0$; $D^0 \rightarrow K^-\pi^+$, $K^-\pi^+\pi^0$, $K^-\pi^+\pi^-\pi^+$, $K_S^0\pi^+\pi^-$, $K_S^0\pi^+\pi^-\pi^0$, $K^+K^-\pi^+\pi^-$, $\pi^+\pi^-\pi^0$, and $K_S^0\pi^0$; $D^{*+} \rightarrow D^0\pi^+$, $D^+\pi^0$; $D^{*0} \rightarrow D^0\pi^0$, $D^0\gamma$. The D_s^{\pm} and J/ψ seeds are reconstructed as $D_s^{*+} \rightarrow D_s^+\gamma$; $D_s^+ \rightarrow \phi\pi^+$, $K_S^0K^+$; and $J/\psi \rightarrow e^+e^-$, $\mu^+\mu^-$, respectively. K_S^0 and ϕ candidates are reconstructed via their decay to $\pi^+\pi^-$ and K^+K^- , respectively.

We select B_{tag} candidates using two kinematic variables: $m_{\text{ES}} = \sqrt{(E_{\text{c.m.}}^*/2)^2 - \vec{p}_{B_{\text{tag}}}^{*2}}$ and $\Delta E = (E_{\text{c.m.}}^*/2) - E_{B_{\text{tag}}}^*$, where $E_{B_{\text{tag}}}^*$ and $\vec{p}_{B_{\text{tag}}}^*$ are the c.m. energy and three-momentum vector of the B_{tag} , respectively, and $(E_{\text{c.m.}}^*/2)$ is the c.m. beam energy. A properly reconstructed B_{tag} has m_{ES} consistent with the mass of a B meson and ΔE consistent with 0 GeV. We require $5.20 < m_{\text{ES}} < 5.30$ GeV/ c^2 and $-0.12 < \Delta E < 0.12$ GeV, where the m_{ES} range includes a sideband region for background studies. On average, about two B_{tag} candidates per event satisfy these requirements, where the multiplicity is usually related to whether or not a soft π^0 is included in the exclusive reconstruction. If there are multiple B_{tag} candidates per event, the B_{tag} candidate in the highest purity mode is chosen. The purity of a B_{tag} decay mode is determined from MC studies and is defined as the fraction, ranging from 0 to 1, of B_{tag} candidates with $m_{\text{ES}} > 5.27$ GeV/ c^2 that are properly reconstructed within the given mode. If more than one B_{tag} candidate with the same purity exists, the one with the smallest $|\Delta E|$ is chosen.

The hadronic B_{tag} reconstruction results in both charged and neutral B mesons. Since the B_{tag} is fully reconstructed, its four-vector is fully determined and thus that of the B_{sig} can be calculated. The latter is obtained using $|\vec{p}_{B_{\text{sig}}}^*| = \sqrt{(E_{\text{c.m.}}^*/2)^2 - m_B^2}$, where $\vec{p}_{B_{\text{sig}}}^*$ is the three-momentum vector of B_{sig} in the c.m. frame and m_B is the mass of the B meson, with the direction of $\vec{p}_{B_{\text{sig}}}^*$ opposite

to that of $\vec{p}_{B_{\text{tag}}}^*$. The missing momentum four-vector p_{miss}^* is determined by subtracting the c.m. four-momentum of all ‘‘signal-side’’ tracks and clusters from that of the B_{sig} .

$B^+ \rightarrow K^+\tau^+\tau^-$ signal events are required to have a charged B_{tag} candidate with $m_{\text{ES}} > 5.27$ GeV/ c^2 and missing energy, E_{miss} given by the energy component of p_{miss}^* , greater than zero. Furthermore, to reduce contamination from misreconstructed events with high-multiplicity B_{tag} decay modes, the purity of B_{tag} candidates is recalculated at this point after also requiring that there remain only three charged tracks in the event not used in the B_{tag} reconstruction (corresponding to the track multiplicity in signal events). This purity is more relevant to the signal selection, since only charged B_{tag} decay modes reconstructed with low multiplicity B_{sig} events are considered. Signal events with a purity greater than 40% are retained.

Continuum events are further suppressed using a multivariate likelihood selector, which consists of six event-shape variables. These include the magnitude of the B_{tag} thrust, defined as the axis that maximizes the sum of the longitudinal momenta of an event’s decay products, and its component along the beam axis and the ratio of the second-to-zeroth Fox-Wolfram moment [32]. The remaining variables are the angle of the missing momentum vector p_{miss}^* with the beam axis, the angle between $\vec{p}_{B_{\text{tag}}}^*$ and the beam axis, and the angle between the thrust axis of the B_{tag} and that of the B_{sig} in the c.m. frame. The six event-shape variables discriminate between $B\bar{B}$ events, where the spin-zero B mesons are produced almost at rest and the decay daughters consequently produce an isotropic distribution, and continuum events. In the latter, fermions are initially produced with higher momentum, resulting in a more collinear distribution of the final decay products. We require the likelihood ratio

$$\mathcal{L} = \frac{\prod_i P_B(x_i)}{\prod_i P_B(x_i) + \prod_i P_q(x_i)} > 0.50, \quad (1)$$

where $P(x_i)$ are probability density functions, determined from MC samples, that describe the six event shape variables for $B\bar{B}$, $P_B(x_i)$, and continuum, $P_q(x_i)$, events. This requirement removes more than 75% of the continuum events while retaining more than 80% of (signal and background) $B\bar{B}$ MC events.

A signal selection is then applied on the charged tracks and neutral clusters that are not used in the B_{tag} reconstruction. $B^+ \rightarrow K^+\tau^+\tau^-$ candidates are required to possess exactly three charged tracks satisfying particle identification (PID) requirements consistent with one charged K and an e^+e^- , $\mu^+\mu^-$, or $e^+\mu^-$ pair. The PID selection algorithms for charged tracks are based on multivariate analysis techniques that use information from the BABAR detector subsystems [25]. The K^\pm is required to have a charge opposite to that of B_{tag} . Furthermore, events with $3.00 < m_{\ell^+\ell^-} < 3.19$ GeV/ c^2 are discarded to

remove backgrounds with a J/ψ resonance. The invariant mass of the combination of the K with the oppositely charged lepton must also lie outside the region of the D^0 mass, i.e., $m_{K-\ell^+} < 1.80 \text{ GeV}/c^2$ or $m_{K-\ell^+} > 1.90 \text{ GeV}/c^2$, to remove events where a pion coming from the D^0 decay is misidentified as a muon. Moreover, events with $\gamma \rightarrow e^+e^-$ are removed by requiring the invariant mass of each electron with any other oppositely charged track in the event to be greater than $50 \text{ MeV}/c^2$. Background events with π^0 candidates, reconstructed from a pair of photons with individual energies greater than 50 MeV , a total c.m. energy greater than 100 MeV , and an invariant mass ranging between 100 and $160 \text{ MeV}/c^2$, are rejected. Additional calorimeter clusters not explicitly associated with B_{tag} daughter particles may originate from other low-energy particles in background events. We therefore define E_{extra}^* to be the energy sum of all neutral clusters with individual energy greater than 50 MeV that are not used in the B_{tag} reconstruction.

The normalized squared mass of the $\tau^+\tau^-$ pair is given by $s_B = (p_{B_{\text{sig}}} - p_K)^2/m_B^2$, where $p_{B_{\text{sig}}}$ and p_K are the four-momentum vectors of B_{sig} and of the kaon, respectively, in the laboratory frame. The large mass of the τ leptons in signal events kinematically limits the s_B distribution to large values. A requirement of $s_B > 0.45$ is applied. A peaking distribution about the $\psi(2S)$ s_B value is not observed, and thus the contribution of this background is considered negligible.

At this point in the selection, remaining backgrounds are primarily $B\bar{B}$ events in which a properly reconstructed B_{tag} is accompanied by $B_{\text{sig}} \rightarrow D^{(*)}\ell\bar{\nu}_\ell$ with $D^{(*)} \rightarrow K\ell'\bar{\nu}_{\ell'}$ and thus have the same detected final-state particles as signal events. A multilayer perceptron (MLP) neural network [33], with eight input variables and one hidden layer, is employed to suppress this background. The input variables are (i) the angle between the kaon and the oppositely charged lepton; (ii) the angle between the two leptons; (iii) the momentum of the lepton with charge opposite to the K , all in the $\tau^+\tau^-$ rest frame, which is calculated as $p_{B_{\text{sig}}} - p_K$; (iv) the angle between the B_{sig} and the oppositely charged lepton; (v) the angle between the K and the low-momentum lepton; and (vi) the invariant mass of the $K^+\ell^-$ pair, all in the c.m. frame. Furthermore, the final input variables to the neural network are (vii) E_{extra}^* and (viii) the residual energy E_{res} , which here is effectively the missing energy associated with the $\tau^+\tau^-$ pair and is calculated as the energy component of $p_{\text{residual}}^\tau = p_{B_{\text{sig}}}^\tau - p_K^\tau - p_{\ell^+\ell^-}^\tau$, where $p_{B_{\text{sig}}}^\tau$, p_K^τ , and $p_{\ell^+\ell^-}^\tau$ are the four-momenta vectors in the $\tau^+\tau^-$ rest frame of the B_{sig} , K , and lepton pair in the event, respectively. E_{res} has, in general, higher values for signal events than generic $B\bar{B}$ and continuum events due to the higher neutrino multiplicity. A neural network is trained and tested using randomly split dedicated signal MC and B^+B^- background events, for each of the three channels: e^+e^- , $\mu^+\mu^-$, and $e^+\mu^-$. The

results are shown in Fig. 2 for the three modes combined. The last step in the signal selection is to require that the output of the neural network be > 0.70 for the e^+e^- and $\mu^+\mu^-$ channels and > 0.75 for the $e^+\mu^-$ channel. This requirement is optimized to yield the most stringent upper limit in the absence of a signal.

The branching fraction for each of the signal modes i is calculated as

$$\mathcal{B}_i = \frac{N_{\text{obs}}^i - N_{\text{bkg}}^i}{\epsilon_{\text{sig}}^i N_{B\bar{B}}}, \quad (2)$$

where $N_{B\bar{B}} = 471 \times 10^6$ is the total number of $B\bar{B}$ pairs in the data sample, assuming equal production of B^+B^- and $B^0\bar{B}^0$ pairs in $Y(4S)$ decays, and N_{obs}^i is the number of data events passing the signal selection. The signal efficiency ϵ_{sig}^i and the background estimate N_{bkg}^i are determined for each mode from the signal and background MC yields after all selection requirements.

For each mode, N_{bkg} consists of two components: background events that have a properly reconstructed B_{tag} and thus produce a distribution in m_{ES} that peaks at the B mass, and combinatorial background events composed of continuum and $B\bar{B}$ events with misreconstructed B_{tag} candidates that do not produce a peaking structure in the m_{ES} signal region. After the MLP output requirement, peaking background events comprise 84% of the total N_{bkg} for all three modes. To reduce the dependence on MC simulation, the combinatorial background is extrapolated directly from the yield of data events in the m_{ES} ‘‘sideband’’ region ($5.20 < m_{\text{ES}} < 5.26 \text{ GeV}/c^2$), after the full signal selection. The yield of sideband data events is scaled by the ratio, determined from MC calculations, of combinatorial background in the m_{ES} signal region to that in the m_{ES} sideband region, and used to estimate the combinatorial background component of data in the signal region.

The peaking background is determined using B^+B^- background MC calculations, while data in the final signal region is kept blinded to avoid experimentalist bias. Because of the large uncertainties on the branching fractions of many of the B_{tag} decay modes as well as their associated reconstruction effects, there is a discrepancy in the B_{tag} yield of approximately 10% between MC calculations and data, independent of the signal selection. A B_{tag} yield correction is therefore determined by calculating the ratio of data to B^+B^- MC events before the final MLP requirement. The data sample after this requirement contains a sufficiently large background contribution after the s_B requirement, which consists mainly of B^+B^- events ($> 96\%$) according to MC simulation, to allow for a data-driven correction without unblinding the final signal region. This correction factor is determined to be 0.913 ± 0.020 , where the uncertainty is statistical only, and is applied to the MC reconstruction efficiency for both signal and background events.

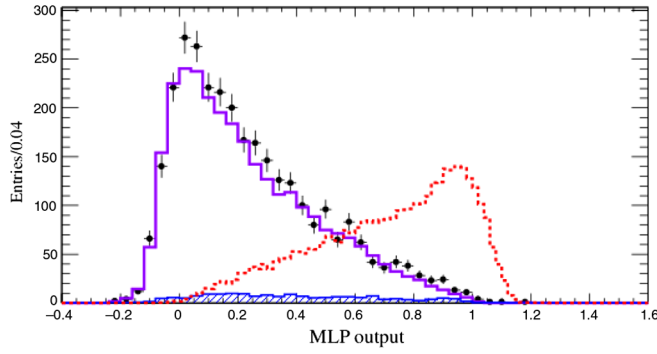


FIG. 2. MLP output distribution for the three signal channels combined. The $B^+ \rightarrow K^+ \tau^+ \tau^-$ signal MC distribution is shown (dashed) with arbitrary normalization. The data (points) are overlaid on the expected combinatorial (hatched) plus m_{ES} -peaking (solid line) background contributions.

The B_{tag} yield is also cross-checked using a $B^+ \rightarrow D^0 \ell^+ \nu_\ell$, $D^0 \rightarrow K^- \pi^+$ control sample, which is selected using the same signal selection discussed above, but with requiring one track to satisfy pion instead of lepton PID and reversing the D^0 veto, such that $1.80 < m_{K^- \pi^+} < 1.90 \text{ GeV}/c^2$. These criteria are also applied to the full background MC sample and the resulting sample is found to consist mainly of peaking $B^+ B^-$ events, which the MLP neural network is trained to classify as background. Before the MLP requirement, good agreement between data and MC calculations is found in all the distributions of the input variables of the $B^+ \rightarrow D^0 \ell^+ \nu_\ell$, $D^0 \rightarrow K^- \pi^+$ samples, as shown in Fig. 3 for the $m_{K^- \pi^+}$ distribution. These samples are then run through the MLP neural network and a detailed comparison of the MLP output and the input variables, after the full signal selection, is performed.

The results for each signal channel are then combined to determine $\mathcal{B}(B^+ \rightarrow K^+ \tau^+ \tau^-)$. This is done using a frequentist approach by finding the value of \mathcal{B} that maximizes the product of the Poisson likelihoods of observing N_{obs}^i in each of the signal channels. Branching fraction uncertainties and limits are determined using the method described in Ref. [34], taking into account the statistical and systematic uncertainties on N_{bkg} and ϵ_{sig} .

Systematic uncertainties associated with the level of data-MC calculation agreement are determined for most of the

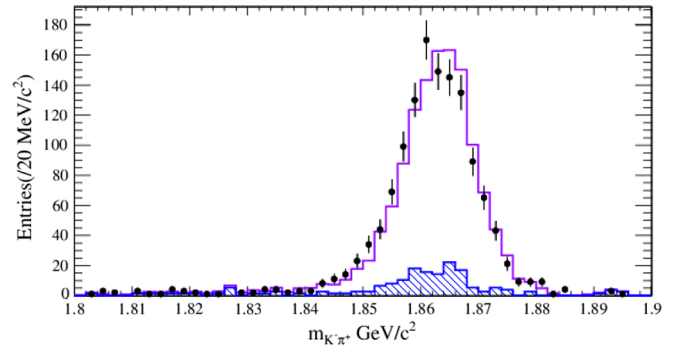


FIG. 3. Invariant-mass distribution of the $K^- \pi^+$ pair in the $B^+ \rightarrow D^0 \ell^+ \nu_\ell$, $D^0 \rightarrow K^- \pi^+$ samples after all signal selection criteria are applied, except for the final requirement on the MLP output. The data (points) are overlaid on the expected combinatorial (hatched) plus m_{ES} -peaking (solid line) background contributions.

variables used in the signal selection. The determination of the B_{tag} yield correction is anticorrelated with the extrapolation of the combinatorial background from the m_{ES} sideband, as both use the combinatorial background shape from MC calculations. Therefore, only one systematic uncertainty on the B_{tag} yield and combinatorial background estimate is evaluated, using a simulated MC sample composed of background events with the same luminosity as the data sample. Accounting for the anticorrelation, the effect of varying the value of the B_{tag} yield correction on the final signal efficiency and background estimate is determined to be 1.2% and 1.6%, respectively. The uncertainty associated with the theoretical model is evaluated by reweighting the s_B distribution of the dedicated signal MC sample to the LCSR [30] theoretical model and to that of Ref. [35] and determining the difference in signal efficiency, which is calculated to be 3.0%. The resonant $B \rightarrow K^+ \psi(2S)$, $\psi(2S) \rightarrow \tau^+ \tau^-$ decay has a negligible background contribution and thus only nonresonant models are used to estimate the theoretical uncertainty, especially since the kinematics of any new physics sources are not well known. Additional uncertainties on ϵ_{sig} and N_{bkg} arise due to the modeling of PID selectors (4.8% for $e^+ e^-$, 7.0% for $\mu^+ \mu^-$, and 5.0% for $e^+ \mu^-$) and the π^0 veto (3.0%). The level of agreement between data and MC calculations is evaluated using the $B^+ \rightarrow D^0 \ell^+ \nu_\ell$, $D^0 \rightarrow K^- \pi^+$ control sample before and

TABLE I. Expected background yields N_{bkg}^i , signal efficiencies ϵ_{sig}^i , number of observed data events N_{obs}^i , and signed significance for each signal mode. Quoted uncertainties are statistical and systematic.

	$e^+ e^-$	$\mu^+ \mu^-$	$e^+ \mu^-$
N_{bkg}^i	$49.4 \pm 2.4 \pm 2.9$	$45.8 \pm 2.4 \pm 3.2$	$59.2 \pm 2.8 \pm 3.5$
$\epsilon_{\text{sig}}^i (\times 10^{-5})$	$1.1 \pm 0.2 \pm 0.1$	$1.3 \pm 0.2 \pm 0.1$	$2.1 \pm 0.2 \pm 0.2$
N_{obs}^i	45	39	92
Significance (σ)	-0.6	-0.9	3.7

after the MLP requirement. Comparison of both the overall yields as well as the distributions of the input and output variable results in a systematic uncertainty of 2.6%. Other potential sources of systematic uncertainties have been investigated, including those associated with the assumption that charged and neutral B candidates are produced at equal rates, the continuum likelihood suppression, the B_{tag} purity, the track multiplicity, E_{miss} , and the s_B selection criteria, and are all implicitly accounted for in the B_{tag} yield correction uncertainty. Correlations between the signal efficiency and the background estimate due to common systematic errors are included, but are found to have a negligible effect on the final branching fraction results.

The final signal efficiencies, background estimates, and observed yields of each signal mode are shown in Table I, with the associated branching fraction significance. The yields in the e^+e^- and $\mu^+\mu^-$ channels show consistency with the expected background estimate. The signal yield in the $e^+\mu^-$ channel is approximately equal to the sum of the other two channels, since it also includes the charge conjugate decay with $e^-\mu^+$ in the final state. We observe 40 $e^+\mu^-$ and 52 $e^-\mu^+$ events in this channel, which corresponds to an excess of 3.7σ over the background expectation. Examination of kinematic distributions in the $e^+\mu^-$ channel does not give any clear indication either of signal-like behavior or of systematic problems with background modeling. When combined with the e^+e^- and $\mu^+\mu^-$ modes, the overall significance of the $B^+ \rightarrow K^+\tau^+\tau^-$ signal is less than 2σ , and hence we do not interpret this as evidence of signal. If the excess is interpreted as signal, the branching fraction for the combined three modes is $\mathcal{B}(B^+ \rightarrow K^+\tau^+\tau^-) = [1.31_{-0.61}^{+0.66}(\text{stat})_{-0.25}^{+0.35}(\text{sys})] \times 10^{-3}$. The upper limit at the 90% confidence level is $\mathcal{B}(B^+ \rightarrow K^+\tau^+\tau^-) < 2.25 \times 10^{-3}$.

In conclusion, this is the first search for the decay $B^+ \rightarrow K^+\tau^+\tau^-$, using the full *BABAR* data set collected at the c.m. energy of the $\Upsilon(4S)$ resonance. No significant signal is observed and the upper limit on the final branching fraction is determined to be 2.25×10^{-3} at the 90% confidence level.

We are grateful for the excellent luminosity and machine conditions provided by our PEP-II2 colleagues, and for the substantial dedicated effort from the computing organizations that support *BABAR*. The collaborating institutions wish to thank SLAC for its support and kind hospitality. This work is supported by DOE and NSF (U.S.), Natural Sciences and Engineering Research Council of Canada (Canada), Commissariat à l'Énergie Atomique et aux Énergies Alternatives and Centre National de la Recherche Scientifique-IN2P3 (France), Bundesministerium für Bildung und Forschung and Deutsche Forschungsgemeinschaft (Germany), Istituto Nazionale di Fisica Nucleare (Italy), Stichting voor Fundamenteel Onderzoek der Materie (The Netherlands), Norges forskningsråd (Norway), Ministry of education and

science (Russia), Ministerio de Economía y Competitividad (Spain), and Science and Technology Facilities Council (United Kingdom). Individuals have received support from the Marie Curie EIF (European Union) and the A. P. Sloan Foundation (U.S.).

*Present address: Wuhan University, Wuhan 43072, China.

†Present address: Università di Bologna and INFN Sezione di Bologna, I-47921 Rimini, Italy.

‡Present address: University of Huddersfield, Huddersfield HD1 3DH, United Kingdom.

§Present address: University of South Alabama, Mobile, Alabama 36688, USA.

||Also at Università di Sassari, I-07100 Sassari, Italy.

- [1] Charge conjugation is implied throughout the entire Letter.
- [2] C. Bouchard, G.P. Lepage, C. Monahan, H. Na, and J. Shigemitsu, *Phys. Rev. Lett.* **111**, 162002 (2013).
- [3] J.L. Hewitt, *Phys. Rev. D* **53**, 4964 (1996).
- [4] J.P. Lees *et al.* (*BABAR* Collaboration), *Phys. Rev. D* **86**, 032012 (2012).
- [5] R. Aaij *et al.* (LHCb Collaboration), *Phys. Rev. Lett.* **113**, 151601 (2014).
- [6] R. Aaij *et al.* (LHCb Collaboration), *J. High Energy Phys.* **07** (2012) 133.
- [7] R. Aaij *et al.* (LHCb Collaboration), *J. High Energy Phys.* **02** (2013) 105.
- [8] J.T. Wei *et al.* (Belle Collaboration), *Phys. Rev. Lett.* **103**, 171801 (2009).
- [9] R. Barbieri, G. Isidori, and A. Pattori, *Eur. Phys. J. C* **76**, 67 (2016).
- [10] L. Calibbi, A. Crivellin, and T. Ota, *Phys. Rev. Lett.* **115**, 181801 (2015).
- [11] T.M. Aliev, M. Savci, and A. Ozpineci, *J. Phys. G* **24**, 49 (1998).
- [12] F. Munir, S. Ishaq, and I. Ahmed, *Prog. Theor. Exp. Phys.* **013**, B02 (2016).
- [13] S. Ishaq, A. Faisal, and I. Ahmed, *J. High Energy Phys.* **7** (2013) 1.
- [14] S. R. Choudhry, N. Gaur, A. S. Cornell, and G. C. Joshi, *Phys. Rev. D* **69**, 054018 (2004).
- [15] S. R. Choudhry, N. Gaur, A. S. Cornell, and G. C. Joshi, *Phys. Rev. D* **68**, 054016 (2003).
- [16] A. Ali, P. Ball, L. T. Handoko, and G. Hiller, *Phys. Rev. D* **61**, 074024 (2000).
- [17] Q. S. Yan, C. S. Huang, W. Liao, and S. H. Zhu, *Phys. Rev. D* **62**, 094023 (2000).
- [18] C. Huang and Y. Qi-Shu, *Phys. Lett. B* **442**, 209 (1998).
- [19] J.L. Hewitt and J.D. Wells, *Phys. Rev. D* **55**, 5549 (1997).
- [20] Y. Dai, C. Huang, and H. Huang, *Phys. Lett. B* **390**, 257 (1997).
- [21] D. Guetta and E. Nardi, *Phys. Rev. D* **58**, 012001 (1998).
- [22] S. R. Choudhury, N. Guar, and A. Gupta, *Phys. Rev. D* **60**, 115004 (1999).
- [23] Y. Kim, P. Ko, and J. Lee, *Nucl. Phys.* **B544**, 64 (1999).
- [24] Z. Xiong and J.M. Yang, *Phys. Lett. B* **317** 179 (1993).
- [25] B. Aubert *et al.* (*BABAR* Collaboration), *Nucl. Instrum. Methods Phys. Res., Sect. A* **479**, 1 (2002); **729**, 615 (2013).

- [26] J. P. Lees *et al.* (BABAR Collaboration), *Nucl. Instrum. Methods Phys. Res., Sect. A* **726**, 203 (2013).
- [27] D. J. Lange, *Nucl. Instrum. Methods Phys. Res., Sect. A* **462**, 152 (2001).
- [28] S. Agostinelli *et al.* (GEANT4 Collaboration), *Nucl. Instrum. Methods Phys. Res., Sect. A* **506**, 250 (2003).
- [29] K. A. Olive *et al.* (Particle Data Group), *Chin. Phys. C* **38**, 090001 (2014).
- [30] A. Ali, E. Lunghi, C. Greub, and G. Hiller, *Phys. Rev. D* **66**, 034002 (2002).
- [31] J. P. Lees *et al.* (BABAR Collaboration), *Phys. Rev. D* **87**, 112005 (2013).
- [32] G. Fox and S. Wolfram, *Nucl. Phys.* **B149**, 413 (1979).
- [33] B. Denby, *Neural Comput.* **5**, 505 (1993).
- [34] R. Barlow, *Comput. Phys. Commun.* **149**, 97 (2002).
- [35] D. Melikhov, N. Nikiten, and S. Simula, *Phys. Rev. D* **57**, 6814 (1998).