



ISSN : 0975 - 1475

Journal of Forensic Dental Sciences

Official Publication of Indian Association of Forensic Odontology

Volume 10

Issue 2

May - August 2018

Contents

REVIEW ARTICLES

Digital image fraudulence: A curse to forensic odontology

Geeta Karyakarte, Alka Dive, Ashish Bodhade, Shubhangi Khandekar

Selfie identification app as a forensic tool for missing and unidentified persons

Emilio Nuzzolese, Francesco Lupariello, Giancarlo Di Vella

ORIGINAL ARTICLES

Evaluation of occlusal groove morphology of primary mandibular second molar in an Indian population

A. Ahsana, Ganesh Jeevanandan, E. M. G. Subramanian

Root Length: As a determinant tool of sexual dimorphism in an ethnic Tamil population

Divyalakshmi Govindaram, R. Bharanidharan, R. Ramya, A. Rameshkumar, N. Priyadharsini, K. Rajkumar

Sex determination from tooth pulp deoxyribonucleic acid using polymerase chain reaction

Ruchi Kishor Pawar, Chandramani B. More

CASE SERIES

Parastyle cusp: A rare morphologic variant of maxillary second molars

Zoya Chowdhary, Disha Gupta, Ranjana Mohan, Aashima Bajaj

Online Full Text
www.jfds.org

Medknow

 Wolters Kluwer

Selfie identification app as a forensic tool for missing and unidentified persons

Emilio Nuzzolese,
 Francesco Lupariello¹,
 Giancarlo Di Vella¹
Forensic Odontologist, ¹Forensic Pathologist, Dipartimento di Scienze Della Sanità Pubblica e Pediatriche, University of Turin, Turin, Italy

Address for correspondence:
 Dr. Emilio Nuzzolese,
 DDS, MSc, PhD, Viale JF Kennedy 77,
 I-70124 Bari, Italy.
 E-mail: emilionuzzolese@gmail.com

Introduction

Social media is a valuable investigative tool when seeking evidence or information about individuals or criminal cases including missing persons, wanted persons and crimes investigations in general, due to the vast amount of information available online, such as videos, photos, text posted by criminals and/or witnesses^[1-3] and geolocation using online social network applications.^[4]

Abstract

Social media applications can be valuable investigative tools in the search for missing and unidentified persons. As yet, no forensic App exists with the aim of assisting the human identification process, through the search of antemortem data to be used as adjunct data in the comparison with postmortem data collected. The aim of this article is to introduce a new application for Smartphones called "Selfie Forensic ID" App which will employ selfie and face photographs as an archive of dental data and dental features of the front teeth of missing persons sharing with Instagram, Tumblr, and Twitter Social Networks (available for free download from both Android and Apple store at <http://onelink.to/selfieforensic>). Features such as diastema rotated or wrongly positioned teeth, lip anomalies, recognizable fixed prosthetics, dental crown discolorations, dental or cutis piercing could represent strong identifiers in the comparison of AM and PM data. The increased number of terrorist attacks and natural disasters which result in the premature death of innocent people underlines the importance of storing personal identification data to avoid bodies remaining unidentified. The authors believe there will be an increased public willingness to share personal ID information through understanding of the ethical and administrative consequences to the families of deceased persons should bodies remain unidentified.


Key words: Dental autopsy, dental identification, forensic sciences, selfie photographs, social media, unidentified persons

Social networks, such as Facebook, LinkedIn, Twitter, and Google+, can provide information during death investigations, such as time and manner of death, a preliminary identification of a decedent and other circumstances relevant to the death.^[5] There has been also a rapid growth in the creation of applications for smartphones to be used to find and locate missing persons,^[6] after disappearing or disasters as social media can reach a wider audience. The amount of sensitive data in circulation is confirmed by the increasing numbers of

This is an open access journal, and articles are distributed under the terms of the Creative Commons Attribution-NonCommercial-ShareAlike 4.0 License, which allows others to remix, tweak, and build upon the work non-commercially, as long as appropriate credit is given and the new creations are licensed under the identical terms.

For reprints contact: reprints@medknow.com

How to cite this article: Nuzzolese E, Lupariello F, Di Vella G. Selfie identification app as a forensic tool for missing and unidentified persons. *J Forensic Dent Sci* 2018;10:75-8.

Access this article online	
Website: www.jfds.org	Quick Response Code 
DOI: 10.4103/jfo.jfds_80_17	

social networking users: Facebook has grown to 1.94 billion monthly users^[7] since it was first launched in 2004, and Twitter cites more than 328 million active users a month.^[8] The main focus of all Missing Persons apps though is to find the missing person “alive,” whereas the use of an App as an aid to identify a deceased person is not considered. To date, there is not yet a forensic application for Smartphones with the aim of assisting the human identification process, through the search of antemortem secondary identifiers data collection through social media. This new App could contribute to the possible human identification of missing and unidentified persons using visual recognition including dental data for forensic dental identification.^[9]

In forensic caseworks, portrait photographs are regularly used in the search of missing persons and

where applicable, in the human identification process using superimposition techniques. To this end, smile photographs constitute a reliable source of information as regards dental antemortem data collection^[10] and could also be used to solve cases of human identification. The first case report paper describing the use of selfie photographs to identify carbonized human remains was published in 2016,^[11] but smile photos have always been a common source of dental information^[10,12] beyond all other clinical dental data.

The purpose of this technical note is to introduce “Selfie Forensic ID” App [Figure 1] which will employ selfie and face photographs to create a social networking archive of dental data and dental features of the front teeth and smiles of registered individuals.

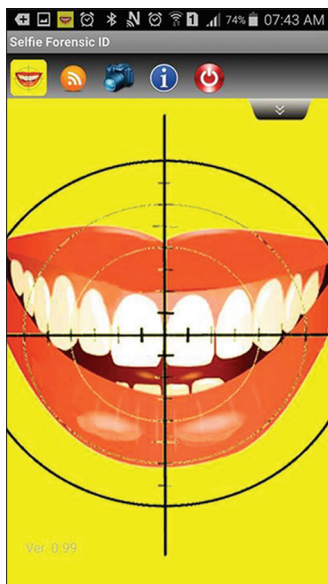


Figure 1: “Selfie Forensic ID” App main screen

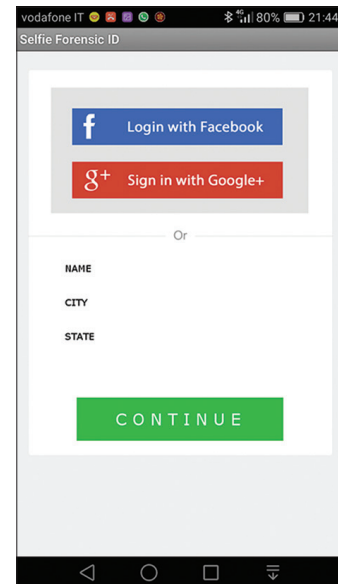


Figure 2: “Selfie Forensic ID” App Login or registration screen



Figure 3: A selfie picture of a smile within the centering grip of the App



Figure 4: A selfie picture of a smile within the centering grip of the App

Background and Features

The new App called “Selfie Forensic ID” is available to the public to download for free in Apple Store and Google Play at <http://onelink.to/selfieforensic>. Users have to register providing name, surname, city, and nationality to perform selfie photographs and have access to the App itself. Users have the option to activate the geolocation feature, which will be recorded as GPS (Global Positioning System) coordinates in the name of the images stored. The App also allows a login using one’s Facebook or Google+ profile [Figure 2]. If the user uses these feature data already authorized through the above social media, will be available to our App.

The App also has other utility tools to increase the number of potential downloads: Passport and ID photo maker, a “mirror” tool and an “emergency-alert” button tool. This latter – if the geolocation is authorized by the user – will send a customized alert message and the actual geographic location by SMS to a specified phone number. To activate the alert message, the user simply needs to touch and hold the Selfie Forensic ID App icon on the main screen for more than 2 s.

The Selfie smile imaging tool works with a designed grid which helps the collection of a better-centered images of the lower third of the face and front teeth as they appear in a smile [Figures 3 and 4]. The images taken are then extracted and shared with two social networking application, Instagram, Tumblr, and Twitter [Figures 5 and 6], with the name and other tags as follows: Images are archived with name, surname, city, country telephone code (e.g., “39” for Italy), Country, GPS coordinates (if authorized by user), and date of publishing.

Once the Selfie photo is confirmed by the user, it is automatically sent to an archive in cloud managed by the App owner. This is to verify the photo is an actual smile photo

with the correct name and prevent the sharing of wrongful images or fake names. All verified photos will be shared to Twitter (@selfieforensic), Tumblr (@selfieforensicid), and Instagram (@selfie.forensic.id). Selfie Forensic ID profiles which are mutually synchronized. The image will be available in any internet search engine when looking for a missing person and unidentified person, thus representing extra antemortem dental identification data, able to narrow the search of compatible/incompatible profiles.

Full list of App features includes:

1. Create Passport photo, Visa Photo, or any ID photo using the front or back facing camera and print directly from the Smartphone
2. Mirror tool. Like any other mirror App, it uses the front-facing camera to function as a mirror
3. Create front teeth and smile photos using front camera through the grid guide
4. Extract only Selfie photos to Instagram, Tumblr, and Twitter
5. Optional: Emergency alert messaging with geographic location.

Discussion

Forensic dental identification is performed through a comparison of postmortem dental data with antemortem dental profiles of missing persons.^[13] Usually, forensic odontologists will search for antemortem data coming from dental clinics and hospitals X-ray images, dental casts, palatal rugae^[14] but also portrait pictures showing front teeth collected by the next-of-kin, from the Internet^[12] and other means other than dental radiographic comparison.^[15] Features such as diastema, twisted/tilted teeth, teeth rotations and transpositions, missing teeth, supernumerary teeth, crowding of teeth, tooth sizes, enamel hypoplasia,^[16] lip

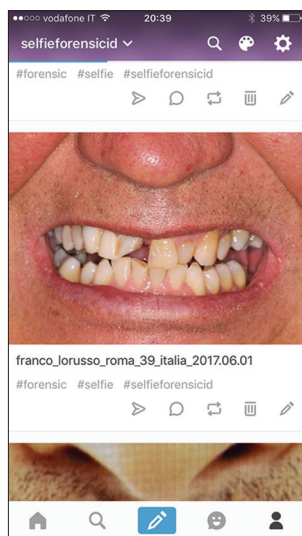


Figure 5: The images taken as it appears on Tumblr, with the info registered



Figure 6: The images taken as it appears on Twitter. If the user authorizes the geolocation, the name will also contain the GPS coordinates

anomalies, recognizable fixed prosthetics, dental crown discolorations, dental or cutis piercing could be present in the missing persons profile and could be crosschecked during the dental autopsy of the unidentified cadaver.^[17] For this reason, smile photos represent one of the most common sources of dental information, especially when no technical antemortem dental data has been yet received from the families or next of kin.^[12]

Internet images search of a name/surname may reveal photos of the face and the smile of a missing person with a biological profile compatible with the postmortem data. The dental variations and characteristics become an aid in the comparison process of antemortem and postmortem match thus confirming or excluding the identity of one or more individuals.

The new App will be able to increase the quantity and quality of selfie images of the lower third of the face showing front teeth and identifying features.^[17,18] To facilitate the search among homonyms, all selfie pictures taken through “Selfie Forensic ID” are saved and published with name, surname, location, and geographical location if authorized. For privacy reasons no other information is stored, as the goal of the App is the archiving of smiling Selfie pictures of people and make them available through social networking to enhance the antemortem dental data searches of missing persons and aid forensic dental identification.

In the authors’ opinion, the increased number of terrorist attacks and natural disasters which result in the premature death of innocent people will progressively spread the importance of storing personal identification data to avoid bodies remaining unidentified.

Conclusion

The increased number of terrorist attacks and natural disasters with the ethical and administrative consequences to the families of deceased should a person remain unidentified will increase the public willingness to share personal ID information using web and social media. Selfie photographs - as those created by “Selfie Forensic ID” App - and social networking services represent the easiest, cheapest, and fastest way to disseminate personal individualizing data and identification images and can represent an aid in the process of forensic human identification process of unidentified persons.

Financial support and sponsorship

Nil.

Conflicts of interest

There are no conflicts of interest.

References

1. U.S. Department of Justice, Police Executive Research Forum. Social Media and Tactical Considerations for Law Enforcement. Washington, DC; 2013. Available from: <https://www.vrnetwork.org/Documents/Social%20Media%20and%20Tactical%20Considerations%20For%20Law%20Enforcement.pdf>. [Last accessed on 2017 May 20; Last accessed on 2017 May 20].
2. The Global Advisory Committee (GAC). Developing a Policy on the Use of Social Media in Intelligence and Investigative Activities Guidance and Recommendations; 2013. Available from: <https://www.it.ojp.gov/documents/d/Developing%20a%20Policy%20on%20the%20Use%20of%20Social%20Media%20in%20Intelligence%20and%20Inves.pdf>. [Last accessed on 2017 May 20].
3. Cohen LS. 6 Ways Law Enforcement uses Social Media to Fight Crime. Mashable; 2010. Available from: http://www.mashable.com/2010/03/17/law-enforcement-social-media/#vFA_Qr3zikqY. [Last accessed on 2017 May 20].
4. Lin FY, Huang CC, Chang PY. A cloud-based forensics tracking scheme for online social network clients. *Forensic Sci Int* 2015;255:64-71.
5. Hookano R, Knight LD, Brunelli RA, Stoppacher R. Applications of social network media in medicolegal death investigation. *J Forensic Sci* 2013;58:1628-32.
6. Dangerfield K. The Role of Social Media as a Tool to Help Solve a Missing Persons Case. *Global News*; 2016. Available from: <http://www.globalnews.ca/news/2522959/the-role-of-social-media-as-a-tool-to-help-solve-a-missing-persons-case>. [Last accessed on 2017 May 20].
7. The Statistics Portal: Number of Monthly Active Facebook Users worldwide as of 1st Quarter; 2017. Available from: <https://www.statista.com/statistics/264810/number-of-monthly-active-facebook-users-worldwide>. [Last accessed on 2017 May 20].
8. The Statistics Portal: Number of Monthly Active Twitter users Worldwide from 1st Quarter 2010 to 1st Quarter; 2017. Available from: <https://www.statista.com/statistics/282087/number-of-monthly-active-twitter-users>. [Last accessed on 2017 May 20].
9. Nuzzolese E, Al Qahtani S, Adserias J, Di Vella G. Strengths and Weakness of Missing Persons Apps for Smartphones: A Forensic Expert’s Perspective. *Proceedings American Academy of Forensic Sciences*. New Orleans, LA: 69th Annual Scientific Meeting; 2017. p. 917. Available from: <https://www.aafs.org/wp-content/uploads/2017Proceedings.pdf>. [Last accessed on 2017 May 20].
10. Silva RF, Pereira SD, Prado FB, Daruge E Jr., Daruge E. Forensic odontology identification using smile photograph analysis-Case reports. *J Forensic Odontostomatol* 2008;26:12-7.
11. Miranda GE, Freitas SG, Maia LV, Melani RF. An unusual method of forensic human identification: Use of selfie photographs. *Forensic Sci Int* 2016;263:e14-7.
12. Silva RF, Franco A, Souza JB, Picoli FF, Mendes SD, Nunes FG. Human identification through the analysis of smile photographs. *Am J Forensic Med Pathol* 2015;36:71-4.
13. Pretty IA. Forensic dentistry: 1. Identification of human remains. *Dent Update* 2007;34:621-30.
14. Wazir SS, Arora P, Srivastava R, Rastogi S. Forensic application of palatal rugae in dental identification. *J Nepal Med Assoc* 2015;53:151-5.
15. Cardoza AR, Wood JD. Atypical forensic dental identifications. *J Calif Dent Assoc* 2015;43:303-8.
16. Kanchan T, Machado M, Rao A, Krishan K, Garg AK. Enamel hypoplasia and its role in identification of individuals: A review of literature. *Indian J Dent* 2015;6:99-102.
17. Krishan K, Kanchan T, Garg AK. Dental evidence in forensic identification-An overview, methodology and present status. *Open Dent J* 2015;31:250-6.
18. Tinoco RL, Martins EC, Daruge E Jr., Daruge E, Prado FB, Caria PH. Dental anomalies and their value in human identification: A case report. *J Forensic Odontostomatol* 2010;28:39-43.