

AperTO - Archivio Istituzionale Open Access dell'Università di Torino

## Cyclometalated Dicarbonyl Ruthenium Catalysts for Transfer Hydrogenation and Hydrogenation of Carbonyl Compounds

### This is the author's manuscript

*Original Citation:*

*Availability:*

This version is available <http://hdl.handle.net/2318/1693548> since 2019-03-05T18:57:16Z

*Published version:*

DOI:10.1021/acs.organomet.8b00267

*Terms of use:*

Open Access

Anyone can freely access the full text of works made available as "Open Access". Works made available under a Creative Commons license can be used according to the terms and conditions of said license. Use of all other works requires consent of the right holder (author or publisher) if not exempted from copyright protection by the applicable law.

(Article begins on next page)

*Revised*

*Organometallics*

**Cyclometallated Dicarbonyl Ruthenium Catalysts for Transfer Hydrogenation and Hydrogenation of Carbonyl Compounds**

Steven Giboulot,<sup>#,£</sup> Salvatore Baldino,<sup>#</sup> Maurizio Ballico,<sup>#</sup> Hans Günter Nedden,<sup>£</sup> Daniele Zuccaccia,<sup>#</sup> Walter Baratta<sup>#,\*</sup>

<sup>#</sup>*Dipartimento DI4A - Università di Udine, Via Cotonificio 108,  
I-33100 Udine, Italy*

<sup>£</sup>*Johnson Matthey, 28 Cambridge Science Park, Milton Road  
Cambridge, CB4 0FP, United Kingdom*

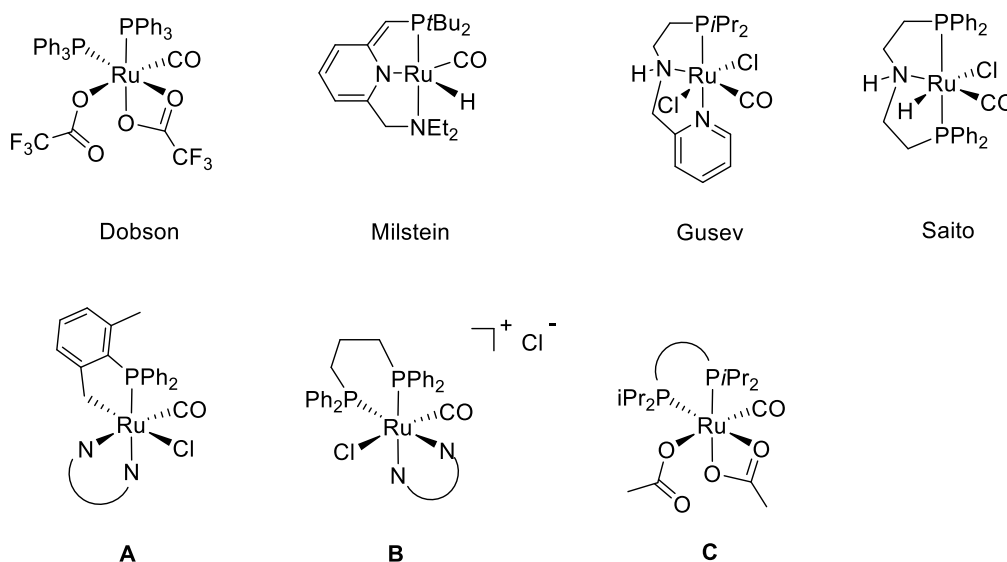
**Abstract**

The dicarbonyl complex  $\text{RuCl}_2(\text{L})_2(\text{CO})_2$  (**1**) was easily prepared by reaction of ruthenium chloride hydrate with formic acid and L (L = (2,6-Me<sub>2</sub>C<sub>6</sub>H<sub>3</sub>)PPh<sub>2</sub>) in ethanol at reflux, via the  $[\text{RuCl}_2(\text{CO})_2]_n$  intermediate. Alternatively, **1** was obtained from  $[\text{RuCl}_2(\text{CO})_3]_2$  and L by CO elimination. Reaction of **1** with NEt<sub>3</sub> in toluene at reflux afforded the cyclometallated derivative  $\text{RuCl}((2\text{-CH}_2\text{-6-MeC}_6\text{H}_3)\text{PPh}_2)(\text{L})(\text{CO})_2$  (**2**). A simple one-pot synthesis of **2** was achieved by treatment of RuCl<sub>3</sub> hydrate with formic acid, L and NEt<sub>3</sub>. The cyclometallated dicarbonyl complexes  $[\text{Ru}((2\text{-CH}_2\text{-6-MeC}_6\text{H}_3)\text{PPh}_2)(\text{NN})(\text{CO})_2]\text{Cl}$  (NN = ethylenediamine, **3**; 2-(aminomethyl)pyridine, **4**; (R,R)-1,2-diphenylethane-1,2-diamine, **5**) were isolated by reaction of **2** with the corresponding dinitrogen ligand in methanol at reflux. Complexes **1-4** catalyze the transfer hydrogenation (TH) of acetophenone in 2-propanol at reflux (S/C = 1000 and TOF up to 30000 h<sup>-1</sup>) with alkali base (1-5 mol%), whereas **5** leads to (S)-1-phenylethanol with 68% *ee*. The derivatives **1-5** catalyze the hydrogenation (HY) of several ketones (H<sub>2</sub>, 30 bar) at 70 °C in MeOH and EtOH with KO<sup>t</sup>Bu (2 mol%) (S/C and TOF up to 25000 and 14000 h<sup>-1</sup>). Addition of NN ligands to **1** and **2** in situ increase both the TH and HY activity, with **ampy** displaying the better performance. Heating of the cationic complex **3** in solid state and in solution leads to decarbonylation, affording the neutral monocarbonyl compound  $\text{RuCl}((2\text{-CH}_2\text{-6-MeC}_6\text{H}_3)\text{PPh}_2)(\text{en})(\text{CO})$  (**6**) which was found active in the ketone HY.

## Introduction

The catalytic hydrogenation (HY)<sup>1</sup> and transfer hydrogenation (TH)<sup>2</sup> of carbonyl compounds are cost-effective and environmentally benign ways widely accepted in the industry for the production of alcohols.<sup>3</sup> Several ruthenium complexes have been described as efficient catalysts for HY or TH, whereas only few systems display high activity for both reactions.<sup>4</sup> High selectivity and productivity, which are crucial issues for industrial applications, can be achieved through an appropriate ligand design. Several strategies have been developed and involve the use of polydentate P, N or cyclometallated ligands,<sup>5,6</sup> with suitable electronic / steric properties, featuring amine N-H<sup>7</sup> or redox<sup>8</sup> functions (bifunctional catalysis). Despite the large number of ruthenium complexes employed in organic transformations,<sup>9</sup> very few examples of efficient *cyclometallated PC* catalysts have been described.<sup>10</sup> The use of phosphines, which easily undergo cyclometallation, would lead to a straightforward access to complexes displaying a robust and basic RuPC fragment for catalytic applications, a simpler approach to that involving pincer PCP ligands.<sup>5</sup> Thus we have reported that (2,6-Me<sub>2</sub>C<sub>6</sub>H<sub>3</sub>)PPh<sub>2</sub> easily gives activation of one *o*-methyl group affording cyclometallated species with several transition metals.<sup>11</sup>

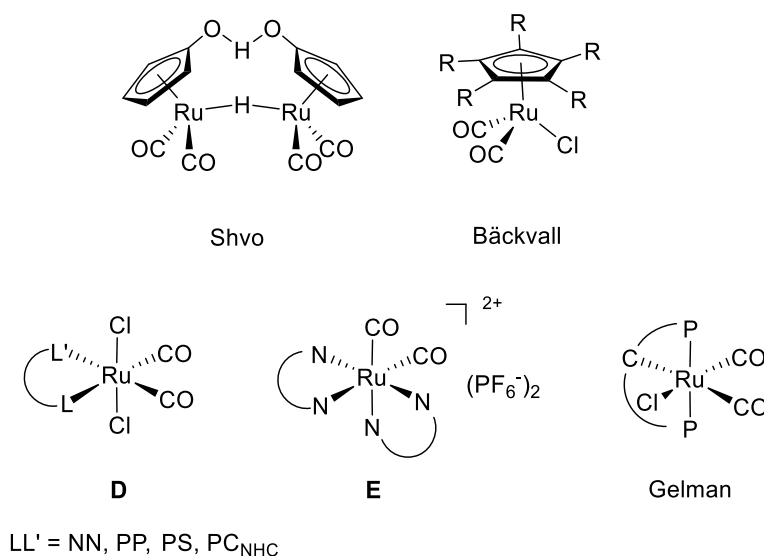
In the last decade, ruthenium *monocarbonyl* complexes have attracted a great deal of attention because of their ability to catalyze a number of organic transformations, including TH and HY of carbonyl compounds,<sup>12</sup> HY of carboxylic and carbonic acid derivatives,<sup>13</sup> alcohol dehydrogenation<sup>14</sup> and borrowing hydrogen reactions.<sup>15</sup> Relevant examples are Ru(TFA)<sub>2</sub>(PP)(CO), RuH(PNN)(CO), RuHCl(PNN)(CO) and RuHCl(PNP)(CO) complexes developed by Dobson,<sup>16</sup> Milstein,<sup>17</sup> Gusev<sup>18</sup> and Saito,<sup>19</sup> respectively (Figure 1).



**Figure 1.** Monocarbonyl ruthenium catalysts.

The presence of one CO ligand at the metal affords catalysts displaying low tendency to decarbonylate carbonyl substrates (i.e. aldehydes), which is a pathway of catalyst deactivation.<sup>20</sup> In the course of our studies we reported that the monocarbonyl ruthenium complexes  $\text{RuCl}((2\text{-CH}_2\text{-6-MeC}_6\text{H}_3\text{PPh}_2)(\text{NN})(\text{CO}))^{10\text{b}}$  (**A**) and  $[\text{RuH}(\text{Ph}_2\text{P}(\text{CH}_2)_3\text{PPh}_2)(\text{NN})(\text{CO})]\text{Cl}^{21}$  (**B**) (NN = en, ampy<sup>22</sup>) are highly active catalysts for the ketone TH (Figure 1).<sup>23</sup> More recently we have demonstrated that  $\text{Ru}(\text{OAc})_2(\text{DiPPF})(\text{CO})$  (**C**)<sup>22,24</sup> is an efficient catalyst for N-alkylation of amines with alcohols via a borrowing hydrogen reaction.

As regards *dicarbonyl* ruthenium catalysts, the major concern has been focused on cyclopentadienyl Ru complexes, such as the Shvo catalyst  $(\eta^5\text{-C}_5\text{H}_4\text{O})_2\text{HRu}_2\text{H}(\text{CO})_4$ <sup>25</sup> and  $(\eta^5\text{-C}_5\text{R}_5)\text{RuCl}(\text{CO})_2$ <sup>26</sup> described by Bäckvall, which display catalytic activity in the dynamic kinetic resolution of alcohols, amines, as well as in HY and DHY reactions (Figure 2).<sup>27</sup>



**Figure 2.** Dicarbonyl ruthenium catalysts

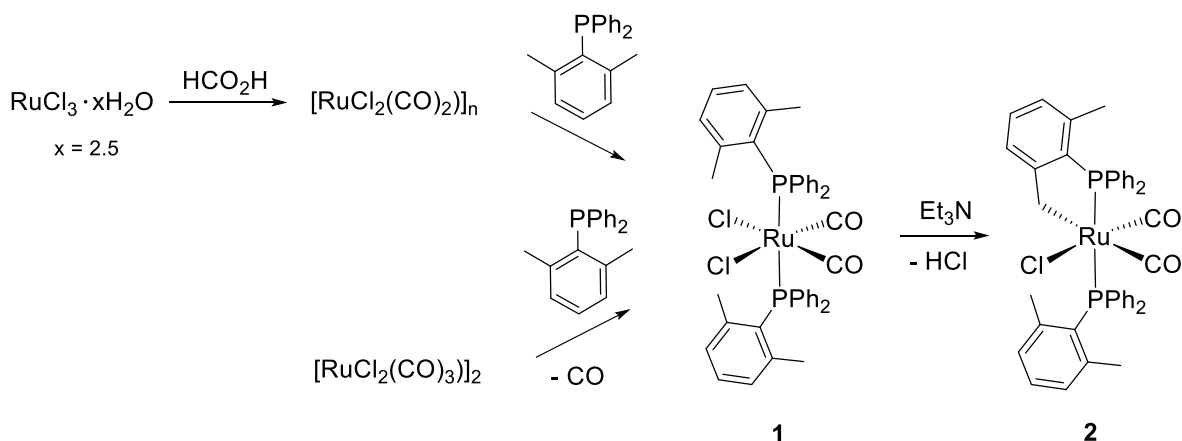
The derivatives of general formula **D** and **E**, namely  $\text{RuCl}_2(\text{bpy})(\text{CO})_2$  and  $[\text{Ru}(\text{bpy})_2(\text{CO})_2][\text{PF}_6]_2$  (bpy = 2,2'-bipyridine), were found active in the water gas shift reaction (WGSR)<sup>28</sup> and in the electro- and photochemical  $\text{CO}_2$  reduction.<sup>29</sup> The complexes  $\text{RuCl}_2(\text{LL}')(\text{CO})_2$  (LL' = PP, PS, PC<sub>NHC</sub>)<sup>30</sup> (Figure 2) catalyze the TH of ketones in basic 2-propanol (TOF <  $10^3 \text{ h}^{-1}$ ), whereas  $\text{RuCl}(\text{PCP})(\text{CO})_2$ , described by Gelman,<sup>31</sup> promotes alcohol dehydrogenative reactions. In addition, the ruthenium carbonyl  $\text{Ru}_3(\text{CO})_{12}$  in combination with polydentate N and P ligands has been proven to catalyze the ketone TH.<sup>32</sup> Both TH and HY reactions entail the formation of catalytically active Ru-H species in basic media, which are usually generated by reaction of a Ru-X (X = Cl, carboxylate) precursor with an alkali alkoxide (via  $\beta$ -H-elimination) or with dihydrogen. It is worth pointing out that when a

ruthenium carbonyl precursor is employed, the Ru-H species can also be formed by decarboxylation of hydroxycarbonyl complexes, via the Hieber base reaction.<sup>33</sup>

We report herein the straightforward preparation of *cyclometallated dicarbonyl* ruthenium complexes  $[\text{Ru}((2\text{-CH}_2\text{-6-MeC}_6\text{H}_3)\text{PPh}_2)(\text{NN})(\text{CO})_2]\text{Cl}$  (NN = bidentate ligand) obtained by reaction of ruthenium(II) carbonyl precursors, or directly from ruthenium chloride hydrate, with (2,6-Me<sub>2</sub>C<sub>6</sub>H<sub>3</sub>)PPh<sub>2</sub> and a bidentate NN ligand. These cationic dicarbonyl complexes display high catalytic activity both in TH and HY of ketones with S/C up to 25000 and involve CO dissociation.

## Results and Discussion

**Synthesis of cyclometallated dicarbonyl ruthenium complexes.** Treatment of ruthenium(III) chloride hydrate with formic acid afforded the intermediate  $[\text{RuCl}_2(\text{CO})_2]_n$ , following a slightly modified procedure with respect to that reported in the literature.<sup>34</sup> By carrying out the reaction in a sealed tube at 110 °C, complete conversion was achieved within 1 h. This reaction which occurs with evolution of CO<sub>2</sub> and CO, as inferred by IR analysis, is faster in a closed reactor while it requires several hours to be completed in air. Reaction of  $[\text{RuCl}_2(\text{CO})_2]_n$  with L (L = (2,6-Me<sub>2</sub>C<sub>6</sub>H<sub>3</sub>)PPh<sub>2</sub>) in ethanol at 80 °C (2 h) led to the thermally stable derivative  $\text{RuCl}_2(\text{L})_2(\text{CO})_2$  (**1**) which was isolated in 68% yield (method A, see experimental section) (Scheme 1).

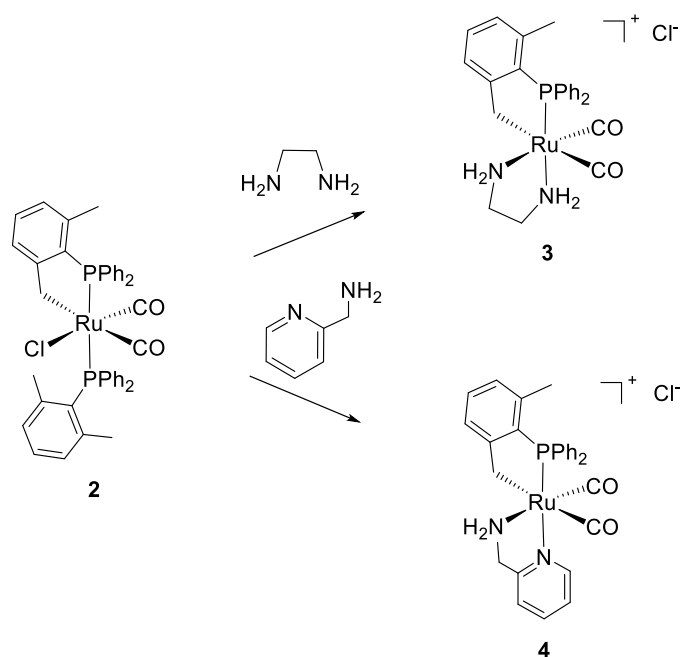


**Scheme 1.** Synthesis of complexes **1** and **2**

Alternatively, **1** (84% yield) was prepared by reaction of the tricarbonyl precursor  $[\text{RuCl}_2(\text{CO})_3]_2$  with L in ethanol at 80 °C overnight (method B). The four *ortho*-methyl groups of **1** appear as a singlet at  $\delta$  2.10 in the <sup>1</sup>H NMR spectrum in CD<sub>2</sub>Cl<sub>2</sub> at RT and as a triplet at  $\delta$  25.9 (<sup>3</sup>J(C,P) = 2.3 Hz) in the <sup>13</sup>C{<sup>1</sup>H} NMR spectrum. The two CO carbons appear at  $\delta$  194.0 in tetrachloroethane-*d*<sub>2</sub> at 80 °C. The presence of two strong and sharp IR  $\nu_{\text{CO}}$  absorption bands at 2039

and  $2001\text{ cm}^{-1}$  is in agreement with a *cis*-coordination of the two carbonyl ligands.<sup>35</sup> Reaction of **1** with the weak base  $\text{NEt}_3$  (5 equiv) in toluene at reflux overnight afforded the cyclometallated complex  $\text{RuCl}\{(2\text{-CH}_2\text{-6-MeC}_6\text{H}_3)\text{PPh}_2\}(\text{L})(\text{CO})_2$  (**2**) in 65% yield (method A). In addition, compound **2** (63 and 57% yields) can also be obtained directly through a one-pot synthesis from  $\text{RuCl}_3 \cdot x\text{H}_2\text{O} / \text{HCO}_2\text{H}$  (method B), or from  $[\text{RuCl}_2(\text{CO})_2]_n$  (method C), followed by reaction with L in ethanol and in the presence of  $\text{NEt}_3$ . These procedures allow a more straightforward preparation of **2** with respect to that previously reported, which entails the isolation of the 14-electron complex  $\text{RuCl}_2(\text{L})_2$ <sup>36</sup> and reaction with  $\text{H}_2\text{CO}$  and  $\text{CO}$ .<sup>11b</sup> The  $^{31}\text{P}\{^1\text{H}\}$  NMR spectrum of **2** in  $\text{CDCl}_3$  shows two doublets at  $\delta$  54.2 and 26.2 with a  $^2J(\text{P,P}) = 293\text{ Hz}$ , consistent with two *trans* phosphines. The broad doublet at high field is for L, while the cyclometallated phosphine displays a narrow doublet at low field. The cyclometallated methylene protons of **2** appear in the  $^1\text{H}$  NMR spectrum as two doublets of doublets at  $\delta$  3.07 ( $^2J(\text{H,H}) = 14.8\text{ Hz}$ ,  $^3J(\text{H,P}) = 5.5\text{ Hz}$ ) and 2.89 ( $^2J(\text{H,H}) = 14.8\text{ Hz}$ ,  $^3J(\text{H,P}) = 6.3\text{ Hz}$ ). The  $^{13}\text{C}\{^1\text{H}\}$  NMR spectroscopic data for complex **2** shows a triplet at  $\delta$  32.2 ( $^2J(\text{C,P}) = 4.9\text{ Hz}$ ), for the  $\text{RuCH}_2$  group, and two signals at  $\delta$  198.3 (t,  $^2J(\text{C,P}) = 12.6\text{ Hz}$ ) and 194.2 (dd,  $^2J(\text{C,P}) = 8.7$  and  $7.9\text{ Hz}$ ) for the CO ligands. The IR spectrum reveals two CO stretching bands at  $2020$  and  $1957\text{ cm}^{-1}$ , in agreement with the presence of two *cis* CO groups.

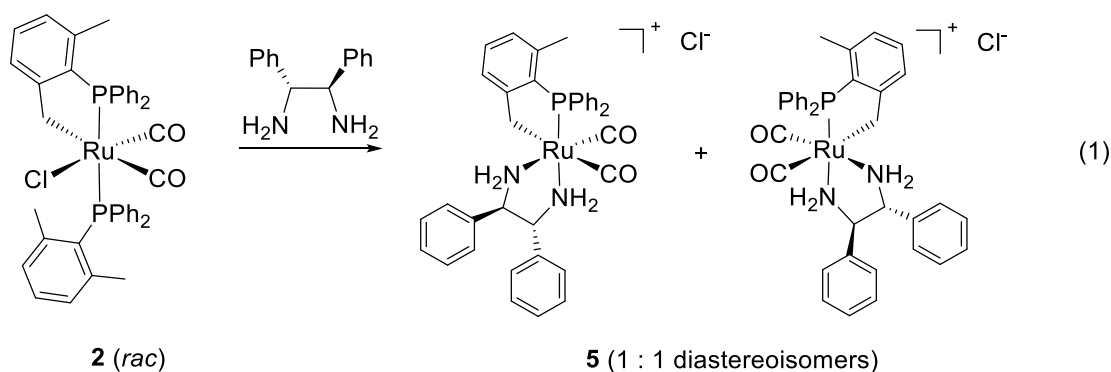
Treatment of **2** with ethylenediamine in methanol affords the cationic complex  $[\text{Ru}\{(2\text{-CH}_2\text{-6-MeC}_6\text{H}_3)\text{PPh}_2\}(\text{en})(\text{CO})_2]\text{Cl}$  (**3**) in 88% yield, by displacement of the bulky phosphine and the chloride ligands (Scheme 2).



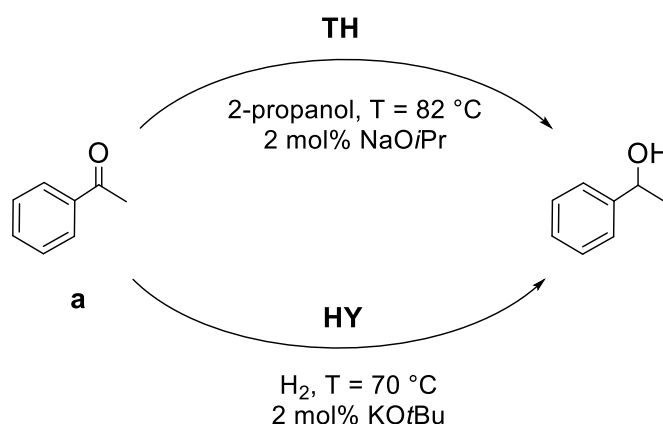
**Scheme 2.** Synthesis of complexes **3** and **4**

The  $^1\text{H}$  NMR spectrum of **3** in  $\text{CD}_3\text{OD}$  shows four different resonances for the  $\text{NCH}_2\text{CH}_2\text{N}$  moiety at  $\delta$  4.30, 4.04, 3.07 and 2.83. The  $\text{NH}_2$  groups appear as broad signals at  $\delta$  5.30 and in the 2.75-2.25 range, as demonstrated by H/D exchange of the amino protons performed by addition of basic  $\text{D}_2\text{O}$  ( $\text{NaOH}$ ), whereas the  $\text{RuCH}_2$  protons give two doublets at  $\delta$  2.99 and 2.57 with  $^2J(\text{H,H}) = 15.0$  Hz. In the  $^{13}\text{C}\{^1\text{H}\}$  NMR spectrum of **3** the two doublets at  $\delta$  201.3 ( $^2J(\text{C,P}) = 13.5$  Hz) and 191.9 ( $^2J(\text{C,P}) = 6.5$  Hz) are for the CO ligands, while the singlet at  $\delta$  46.7 and the doublet at  $\delta$  45.4 ( $^3J(\text{C,P}) = 3.9$  Hz) are for the en methylene carbons. Finally, the doublet at  $\delta$  31.9 ( $^2J(\text{C,P}) = 4.1$  Hz) is attributable to the  $\text{RuCH}_2$  group. In the IR spectrum of **3** the CO stretching bands appear at 2028 and 1959  $\text{cm}^{-1}$ , close to those of the precursor **2**. Similarly, the cationic complex  $[\text{Ru}\{(2\text{-CH}_2\text{-6-MeC}_6\text{H}_3)\text{PPh}_2\}(\text{ampy})(\text{CO})_2]\text{Cl}$  (**4**) (43% yield) has been synthesized by reaction of **2** with ampy in methanol at reflux. The  $^{31}\text{P}\{^1\text{H}\}$  NMR spectrum of **4** in  $\text{CD}_3\text{OD}$  displays a singlet at  $\delta$  64.4, a value very close to that of **3** ( $\delta$  64.6). In the  $^1\text{H}$  NMR spectrum of **4** ( $\text{CDCl}_3$ ) the methylene protons of the ampy ligand appear as two doublets of triplets at  $\delta$  5.58 ( $^2J(\text{H,H}) = 11.0$  Hz,  $^3J(\text{H,H}) = 5.7$  Hz) and 3.07 ( $^2J(\text{H,H}) = 11.0$  Hz,  $^3J(\text{H,H}) = 5.2$  Hz), while the  $\text{NH}_2$  amino group signal is at  $\delta$  4.37. The  $^{13}\text{C}\{^1\text{H}\}$  NMR spectrum of **4** in  $\text{CD}_3\text{OD}$  shows a doublet at  $\delta$  52.2 ( $^3J(\text{C,P}) = 3.4$  Hz) for the methylene carbon of the ampy ligand, whereas the cyclometallated  $\text{CH}_2$  moiety gives a doublet at  $\delta$  33.9 ( $^2J(\text{C,P}) = 3.9$  Hz). The carbonyl groups exhibits two doublets at  $\delta$  201.3 ( $^2J(\text{C,P}) = 14.6$  Hz) and 191.5 ( $^2J(\text{C,P}) = 6.5$  Hz), the latter being attributed to the CO *trans* the cyclometallated methylene group. The low field signal at  $\delta$  201.3 has the same value reported for the CO *trans* to the amino moiety in **3**, suggesting a *trans* arrangement of the  $\text{NH}_2$  and CO groups in **4**. The *cis* CO ligands displays two strong stretching bands in the IR spectrum at 2032 and 1966  $\text{cm}^{-1}$ .

Reaction of **2**, as racemate, with (*R,R*)-dpen<sup>22</sup> in methanol at reflux afforded the complex **5** (68% yield) as a mixture of two diastereoisomers in a 1:1 ratio (Eq. 1). The  $^{31}\text{P}\{^1\text{H}\}$  NMR spectrum of **5** in  $\text{CDCl}_3$  shows two singlets at  $\delta$  64.2 and 63.9, which are values close to that of the en derivative **3** ( $\delta$  64.6). In the  $^1\text{H}$  NMR spectrum the two couple of doublets at  $\delta$  3.29, 2.64 ( $^2J(\text{H,H}) = 14.0$  Hz) and at  $\delta$  3.04, 2.58 ( $^2J(\text{H,H}) = 14.1$  Hz) have been attributed to the two cyclometallated  $\text{CH}_2$  moieties, whereas the singlets at  $\delta$  1.73 and 1.68 are for the *o*-methyl groups. The IR CO stretching absorptions are at 2032 and 1965  $\text{cm}^{-1}$ , which are values very close to those of analogous derivative **3**. The formation of two diastereoisomers of **5** in 1:1 ratio suggests that the substitution of the phosphine and Cl with (*R,R*)-dpen in the racemate **2** occurs with no interconversion of the  $\text{Ru}(\text{CP})(\text{CO})_2$  fragment in methanol at reflux.



**Reduction of ketones via TH and HY catalyzed by carbonyl ruthenium complexes.** The catalytic activity of the complexes **1-5** have been investigated in the TH with 2-propanol and HY with dihydrogen of acetophenone **a** in the presence of an alkali base. The complexes **3-4** have proven to efficiently hydrogenate **a** with a  $S/C = 500-25000$  (Scheme 3).



**Scheme 3.** Reduction of acetophenone via TH and HY catalyzed by ruthenium complexes **1-5**

Complexes **1** and **2** ( $S/C = 1000$ ) with NaOiPr (2 mol%) display poor activity in the TH of **a** (0.1 M) in 2-propanol at reflux, affording 39 and 48% conversion into 1-phenylethanol in 7 and 8 h, respectively (Table 1, entries 1-2).

**Table 1.** Catalytic TH of acetophenone (0.1 M) with **1-5** ( $S/C = 1000$ ) in 2-propanol at  $82\text{ }^{\circ}\text{C}$  in the presence of an alkali base (2 mol%)

Entry	Complex	Ligand and additives	Base	Time (min)	Conv. <sup>a</sup> (%)	TOF <sup>b</sup> ( $\text{h}^{-1}$ )
1	<b>1</b>		NaOiPr	420	39	
2	<b>2</b>		NaOiPr	480	48	

3	<b>2</b>	en	NaOiPr	60	65	1200
4	<b>2</b>	ampy	NaOiPr	40	99	30000
5	<b>3</b>		NaOiPr	60	92	1500
6	<b>3<sup>c</sup></b>	H <sub>2</sub> O	NaOiPr	60	13	
7	<b>3</b>		KOH	60	95	1500
8	<b>3</b>		KOtBu	60	93	2300
9	<b>4</b>		NaOiPr	5	91	18000
10	<b>4<sup>c</sup></b>	H <sub>2</sub> O	NaOiPr	20	81	3000
11	<b>4</b>		KOH	5	91	17000
12	<b>4</b>		KOtBu	5	92	30000
13	<b>5<sup>d</sup></b>		NaOiPr	40	99 (68% <i>ee</i> S)	1500

<sup>a</sup> The conversion was determined by GC analysis. <sup>b</sup> Turnover frequency (moles of ketone converted to alcohol per mole of catalyst per hour) at 50% conversion. <sup>c</sup> Reaction carried out in presence of 200  $\mu$ L (2% in volume) of H<sub>2</sub>O. <sup>d</sup> Reduction performed with S/C = 500.

Addition of the bidentate ligand en (2 equiv) to the dicarbonyl **2** in situ increases dramatically the activity of complex (TOF = 1200 h<sup>-1</sup>, entry 3), indicating an accelerating N-H effect upon coordination at the Ru center. An even higher rate has been observed by addition of ampy to **2** (2 equiv), achieving a TOF = 30000 h<sup>-1</sup> (entry 4). The isolated cationic dicarbonyl **3** containing the en ligand shows, in the presence of NaOiPr (2 mol%), much the same activity (TOF = 1500 h<sup>-1</sup>) observed for in situ generated **2**/en system (entry 5). By changing the base concentration (1 to 5 mol%) higher rate was attained at 1 mol% NaOiPr (TOF = 2500 h<sup>-1</sup>, see Table S1 (ESI)), whereas no TH was observed without base. Employment of KOH or KOtBu (1 to 5 mol%) as base leads to complete conversion of MeCOPh with TOF values in the range 1500-3000 h<sup>-1</sup> (entries 7, 8 and Table S1 (ESI)), indicating no a strong influence of the nature of the alkali metal for **3** (see Table S1 (ESI)). Addition of water (2% in volume) to **3** with NaOiPr, however has a strong detrimental effect (13% conversion in 1 h, entry 6). The isolated ampy derivative **4** displays the highest activity (TOF = 17000-30000 h<sup>-1</sup>), affording quantitative reduction in 5 min, with moderate influence of the nature of the base (NaOiPr, KOH and KOtBu) and its concentration (1-5 mol%, entries 9, 11, 12 and Table S1 (ESI)). In the presence of water (2% in volume) complex **4** leads to 81% conversion in 20 min, with a lower rate (TOF = 3000 h<sup>-1</sup>, entry 10), in line with the results obtained with **3**, indicating that water hinders the TH, possibly by formation of Ru hydroxo species. Complex **5**, containing the chiral diamine ligand (*R,R*)-dpen, affords the quantitative TH of **a** to (*S*)-1-phenylethanol with 68% *ee* at 82 °C in 40 min (S/C of 500) (entry 13, Table 1). By carrying out the reaction at lower temperature (60 °C) incomplete conversion has been observed (15 % in 8 h) with no substantial increase of *ee*. Notably 60-80 % *ee* has been reported for the hydrogenation of **a** with Ru-achiral phosphine with (*R,R*)-dpen complexes<sup>37</sup> and for the HY of 1-acetylnaphthalene with diastereoisomeric mixtures of Ru-biphenyl phosphine with (*S,S*)-dpen derivatives.<sup>38</sup> Thus, for **5** the enantioselectivity is mainly controlled by the chiral dpen, with a small contribution of the other ligands, taken into account that during catalysis a

CO dissociation occurs (*vide infra*). In refluxing 2-propanol with KOH and in absence of ruthenium catalyst, almost no conversion of **a** (< 2 %) into alcohol has been observed in 1 h, in agreement with the data reported by Le Page, who showed quantitative reduction of **a** in 1 day with a concentrated NaOH solution (34 mol %).<sup>39</sup>

Complexes **1-6** have been studied in the HY of **a** at 30 bar of H<sub>2</sub> pressure in ethanol and methanol in the presence of KO*t*Bu with S/C in the range 2000-25000. The HY was carried out both in a catalyst screening system (8 vessels Endeavor™ Biotage system), that allows parallel reactions to be performed, and in a stainless steel autoclave following the single process. Compound **1** (S/C = 2000) with KO*t*Bu (2 mol%) displays poor activity in the HY of **a** in ethanol (8% of conv. in 16 h) at 70 °C (Table 2, entry 1). Addition of diamine ligands to **1** (S/C = 10000) increases significantly the activity, affording 96% conversion after 16 h (entry 2) in the presence of en (2 equiv). A similar behavior has been observed using the cyclometallated complex **2** (S/C = 2000) affording 11% of 1-phenylethanol in 16 h, whereas in the presence of en or ampy (2 equiv), quantitative formation of alcohol is attained (entries 3, 4 and 6). At lower catalyst loading (S/C = 10000), addition of ampy gave higher conversion with respect to the en ligand (99 vs. 80% in 16 h; entries 7 and 5). The isolated en derivative **3** led to 99 and 57% conversion of **a** at S/C 2000 and 10000, respectively (entries 8 and Table S2 (ESI)). Quantitative reduction of **a** (98%) was also attained at 40 °C in ethanol with relatively low rate (S/**3** = 2000, TOF = 600 h<sup>-1</sup>; entry 9). Employment of **3** in methanol with KO*t*Bu or KOH leads to the quantitative reduction of **a**, indicating that the reaction occurs via HY and not TH, on account of the higher redox potential of methanol compared to ethanol (entries 11-13 and Table S2 (ESI)).<sup>40</sup> By performing the HY in a stainless steel autoclave in ethanol, 85% conversion was attained in 23 h (TOF = 1100 h<sup>-1</sup>) with S/**3** = 10000 (entry 10). Employment of methanol at S/**3** = 10000 and 25000, 95 and 97% conversion was achieved in 3 and 22 h (TOF = 4500 and 3300 h<sup>-1</sup>; entries 12 and 13), respectively. In line with the results obtained in TH, the cationic ampy complex **4** displays a higher rate compared to **3** in HY. Thus, complete conversion of **a** is obtained, in ethanol and methanol at S/C 2000-25000 (entries 14-17 and Table S2 (ESI)) within 16-22 h (TOF up to 14000 h<sup>-1</sup>; entry 16).

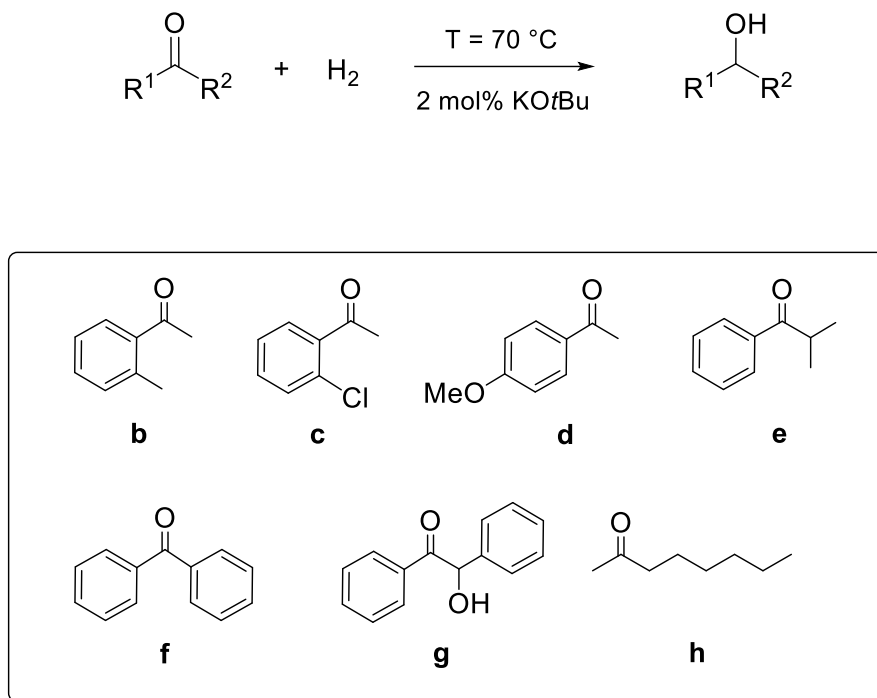
**Table 2. Catalytic HY of acetophenone (2 M) with complexes 1-6 under 30 bar of H<sub>2</sub> pressure, 2 mol% of KO<sup>t</sup>Bu at 70 °C**

Entry	Complex	Ligand	Solvent	S/C	Time (h)	Conv. <sup>a</sup> (%)	TOF <sup>b</sup> (h <sup>-1</sup> )
1	<b>1</b>		EtOH	2000	16	8	
2	<b>1</b>	en	EtOH	10000	16	96	
3	<b>2</b>		EtOH	2000	16	11	
4	<b>2</b>	en	EtOH	2000	16	99	
5	<b>2</b>	en	EtOH	10000	16	80	
6	<b>2</b>	ampy	EtOH	2000	16	99	
7	<b>2</b>	ampy	EtOH	10000	16	99	
8	<b>3</b>		EtOH	2000	16	99	
9	<b>3<sup>c</sup></b>		EtOH	2000	16	98	600
10	<b>3<sup>d</sup></b>		EtOH	10000	23	85	1100
11	<b>3</b>		MeOH	10000	16	99	
12	<b>3<sup>d</sup></b>		MeOH	10000	3	95	4500
13	<b>3<sup>d</sup></b>		MeOH	25000	22	97	3300
14	<b>4</b>		EtOH	10000	16	98	
15	<b>4</b>		MeOH	10000	16	99	
16	<b>4<sup>d</sup></b>		MeOH	10000	22	99	14000
17	<b>4<sup>d</sup></b>		MeOH	25000	22	97	4000
18	<b>5<sup>c</sup></b>		EtOH	2000	16	99 (36% <i>ee</i> <i>S</i> )	300
19	<b>6<sup>c,e</sup></b>		EtOH	2000	16	98	

<sup>a</sup> The HY was carried out in an 8 vessels Endeavor™ Biotage system and the conversion was determined by GC analysis. <sup>b</sup> Turnover frequency (moles of ketone converted to alcohol per mole of catalyst per hour) at 50% conversion. <sup>c</sup> at 40 °C. <sup>d</sup> Reaction performed in stainless steel autoclave (see experimental part). <sup>e</sup> 5 bar H<sub>2</sub> pressure.

A similar catalytic activity was observed for the in situ generated catalysts **2** / NN ligand (NN = en, ampy) and the isolated complexes **3** and **4**, respectively. The chiral derivative **5** catalyzes the HY of **a** but with poor enantioselectivity (36%) of (*S*)-1-phenylethanol (Table 2, entry 18). Finally, the monocarbonyl derivative [RuCl{(2-CH<sub>2</sub>-6-MeC<sub>6</sub>H<sub>3</sub>)PPh<sub>2</sub>}(en)(CO)] (**6**)<sup>10b</sup> (vide infra) has been found active also in the HY in EtOH with quantitative reduction of **a** in 16h at 40 and 70 °C (S/C = 2000; entry 19 and Table S2 (ESI)).

Complexes **3** and **4** have proven to catalyze the HY of diaryl, dialkyl and bulky ketones. The HY was performed at 70 °C under 30 bar of H<sub>2</sub> with the substrate (2 M) dissolved in ethanol and in the presence of KO<sup>t</sup>Bu (2 mol%) (Scheme 4).



**Scheme 4.** HY of ketones catalyzed by ruthenium complexes **3-5**

As with **a**, 2'-methylacetophenone **b** and 2'-chloroacetophenone **c** are quantitatively hydrogenated to the corresponding alcohols in 16 h using complexes **3** and **4** at S/C = 10000 (Table 3, entries 1-4).

**Table 3.** Catalytic HY of ketones (2 M) with complexes **3-5** under 30 bar of H<sub>2</sub> pressure, 2 mol% of KO<sub>t</sub>Bu at 70 °C in ethanol

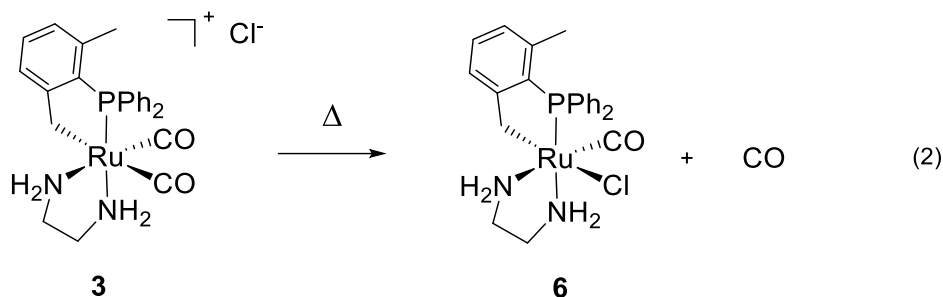
Entry	Complex	Substrate	S/C	Time (h)	Conv. <sup>a</sup> (%)
1	<b>3</b>	<b>b</b>	10000	16	99
2	<b>4</b>	<b>b</b>	10000	16	98
3	<b>3</b>	<b>c</b>	10000	16	97
4	<b>4</b>	<b>c</b>	10000	16	99
5	<b>3</b>	<b>d</b>	500	3	98
6	<b>4</b>	<b>d</b>	500	3	99
7	<b>3</b>	<b>e</b>	1000	3	35
8	<b>4</b>	<b>e</b>	1000	3	99
9	<b>3</b>	<b>f</b>	500	3	99
10	<b>4</b>	<b>f</b>	500	3	99
11	<b>3</b>	<b>g</b>	10000	16	9
12	<b>3</b>	<b>h</b>	1000	3	99
13	<b>4</b>	<b>h</b>	1000	3	99
14	<b>5</b>	<b>c</b>	10000	16	98 (35% <i>ee S</i> )
15	<b>5</b>	<b>d</b>	500	16	99 (23% <i>ee S</i> )

<sup>a</sup> The reaction was carried out in an 8 vessels Endeavor™ Biotage system and the conversion was determined by GC analysis.

4'-Methoxyacetophenone **d** is fully hydrogenated by **3** and **4** with a S/C = 500 in 3 h (entries 5 and 6). By contrast, 4'-nitroacetophenone is not reduced by **3** and **4** (about 2% conv. at S/C = 10000 in 16 h). The bulky substrate isobutyrophenone **e** is partially hydrogenated with **2/en** and with **3** (Ru/S = 1000) in 3 h (33 and 35% conv.; Table S3 (ESI) and entry 7), whereas with complex **4** quantitative reduction is attained (99%; entry 8). Benzophenone **f** is converted to benzhydrol (99%) in 3 h with **3** and **4** (S/C = 500; entries 9 and 10). As regards the benzoin substrate **g**, complexes **3** and **4** display poor catalytic activity affording 9 and 6% conv. respectively, after 16 h with S/C = 10000, possibly due to the chelate effect exerted by the 1,2-diol product resulting in catalyst poisoning (entries 11 and Table S3 (ESI)). Finally, the dialkyl 2-octanone **h** is completely reduced by **3** and **4** in 3 h (S/C = 1000; entries 12 and 13). Use of complex **5** with the substrates **c** and **d** led to complete reduction to alcohol in ethanol but with poor enantioselectivity (23-35% of (*S*)) (Table 2, entries 14 and 15). The different value of *ee* observed in the HY of **a** with **5** with respect to TH at high temperature (68 % *ee*) is likely due to the alcohol media, as also observed with Ru ampy complexes.<sup>4c</sup>

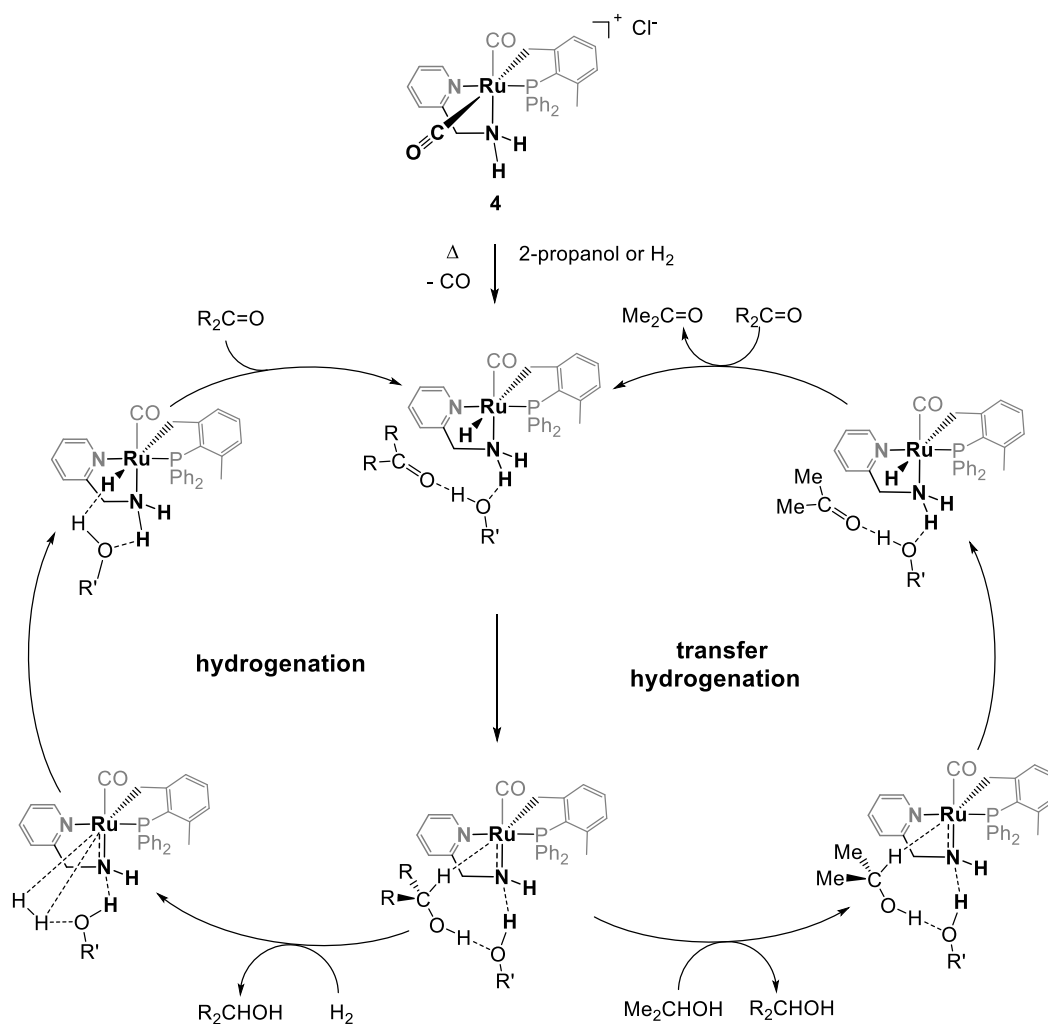
The TH and HY reactions promoted by ruthenium complexes usually occur in basic media through the formation of catalytically active mono- or dihydride Ru species,<sup>41</sup> starting from Ru-X (e.g. X = Cl, carboxylate) precursors via X substitution. In the TH with 2-propanol the Ru-H species is generated from a Ru-O*i*Pr complex through a β-hydrogen elimination and extrusion of acetone (inner sphere mechanism). When a NH<sub>2</sub> functionality is present at Ru-X center, the Ru-hydride is formed from a 16-electron Ru-amide<sup>42</sup> or a Ru-amine / alkoxide<sup>43</sup> species by elimination of HX (outer sphere mechanism), involving hydrogen bonding and proton transfer reactions with the alcohol media.<sup>7,43,44</sup> In the HY the Ru-H species are formed in basic alcohol via dihydrogen splitting from a labile Ru-X species (X = Cl, carboxylate, alkoxide). In the presence of a NH<sub>2</sub> function, the Ru-H is formed from a 16-electron Ru-amide<sup>42</sup> or Ru-amine / alkoxide species, as also proposed recently by Dub and Gordon.<sup>45</sup> It is worth noting that the cyclometallated dicarbonyl complexes **3** and **4**, which catalyze both the TH and HY reactions, are bifunctional catalysts that do not display a Ru-X coordinated anionic ligand X (i.e. Cl, carboxylate) and therefore the formation of the Ru-hydride species requires some considerations. As possible routes for the Ru-H formation we can envisage: a) a nucleophilic attack of OH<sup>-</sup> (due to the presence of water in the basic alcohol media) on Ru-CO, with formation of a hydroxocarbonyl species, followed by decarboxylation (Hieber base reaction),<sup>46,47</sup> b) thermal dissociation of one CO ligands. Addition of water in the TH reduction of **a** with **3** and **4** has proven to lead to a drastic decrease of the reaction rates, suggesting that it is unlikely that the Ru-H may originate via a OH<sup>-</sup> nucleophilic attack at the CO.<sup>33,48</sup> Conversely, control experiments on **3**

reveal a thermal dissociation of one CO ligand in solid state and in solution. Thus, heating **3** under reduced pressure ( $10^{-2}$  mmHg) at 85 °C for 36 h leads to quantitative formation of the neutral monocarbonyl derivative  $\text{RuCl}\{(2\text{-CH}_2\text{-6-MeC}_6\text{H}_3)\text{PPh}_2\}(\text{CO})(\text{en})$  (**6**),<sup>11b</sup> by elimination of one CO (Eq. 2).



VT  $^{31}\text{P}\{^1\text{H}\}$  NMR measurements of **3** in solution (tetrachloroethane- $d_2$ ) show that by heating the intensity of the singlet at  $\delta$  62.5 for **3** decreases, while the signal at  $\delta$  69.5 for **6** increases progressively (see ESI). Thus, at 40 °C and 90 °C the **6/3** ratio was 1/4 (20 min) and 1/2 (1 h), whereas at 100 °C overnight **3** led to **6** and other uncharacterized species. The  $^1\text{H}$  NMR spectra confirm these results, with the appearance of two doublets at  $\delta$  2.98 and 2.01 ( $^2J(\text{H,H}) = 14.6$  Hz) for the  $\text{RuCH}_2$  group and a singlet at  $\delta$  1.74 for the methyl group of **6**. The comparison of the  $^{13}\text{C}\{^1\text{H}\}$  NMR data of the CO ligand in the complexes **1-4** and **6**, indicates that for **3** the absorbance at  $\delta$  191.9, slightly shifted at low field compared to free CO ( $\delta$  184.2),<sup>49</sup> is for the CO *trans* to the  $\text{CH}_2$  group, consistent with a *trans* influence<sup>50</sup> exerted by the cyclometallated group. It is worth pointing out that **3** was obtained by reaction of **2** with en in methanol at reflux without decarbonylation. Therefore, the nature of the solvent plays a crucial role in the decarbonylation, which is favored for the chloride derivative **3** in apolar solvents (e.g. via an ion pair)<sup>51</sup> with respect to polar ones. Thermal CO dissociation in  $\text{RuCl}_2(\text{PP})(\text{CO})_2$  (PP = *t*Bu<sub>2</sub>PCH<sub>2</sub>CH<sub>2</sub>P*t*Bu<sub>2</sub>, Cy<sub>2</sub>P(CH<sub>2</sub>)<sub>4</sub>PCy<sub>2</sub>) complexes, bearing bulky alkyl diphosphines, has been reported by Whittlesey<sup>52</sup> and Fogg.<sup>53</sup> Displacement of one CO ligand in the dicarbonyl ruthenium complex  $(\eta^5\text{-Ph}_5\text{C}_5)\text{Ru}(\text{CO})_2\text{Cl}$  has been described by Bäckvall as rate-limiting reaction step in the racemization of *sec*-alcohols<sup>26</sup> and by Gelman in dehydrogenation of alcohols.<sup>31</sup> Complex **6** in the presence of KO*t*Bu was proven to hydrogenate the substrate **a** (98-99% conv.) in ethanol under 30 bar of H<sub>2</sub> at 70 °C and at 40 °C under 5 bar of H<sub>2</sub> (16 h), similarly to **3** (Table 2 (entries 19 and 9), and Table S2 (ESI)). In the TH of **a** in 2-propanol at reflux, a higher rate was observed for **6** (NaOH as base), compared to **3** (KOH or NaO*i*Pr) with TOF values of 2800<sup>10b</sup> and 1500 h<sup>-1</sup> (Table 1, entry 7), respectively. Therefore, it is likely that, during catalysis, the dicarbonyl derivatives **3** and **4** undergo thermal CO dissociation in the presence of a large excess of alkoxides,

leading to the formation of monocarbonyl derivatives  $\text{RuX}(\text{PC})(\text{NN})(\text{CO})$  ( $\text{NN} = \text{en}, \text{ampy}$ ) ( $\text{X} = \text{H}, \text{OR}$ ). Attempts to isolate the  $\text{Ru-H}$  species by treatment of **3** and **4** with  $\text{NaOiPr}$  in 2-propanol failed, resulting in the formation of dark solutions containing several uncharacterized species, as inferred from NMR measurements. The high performance of the dicarbonyl catalyst **4** relies on the presence of the ampy ligand in combination with a robust cyclometallated phosphine, which retards deactivation and facilitates the decarbonylation, on account of the strong *trans* influence of the alkyl group. Thus, according to our studies on related pincer Ru complexes,<sup>43</sup> a possible mechanism for the TH and HY of ketones promoted by the cationic complex **4** is depicted in Scheme 5.



**Scheme 5.** Possible mechanism for TH and HY reduction of ketones involving complex **4**

The thermal displacement of CO in the presence of 2-propanol or  $\text{H}_2$  in basic alcohol media leads to the monohydride Ru complex which affords the reduction of the carbonyl substrate through a

hydrogen bonding network promoted by the NH<sub>2</sub> function. The catalytically active Ru-hydride is regenerated by 2-propanol (reverse process) in TH or by H<sub>2</sub> splitting in HY.

### Concluding Remarks

In conclusion, we have reported a straightforward synthesis of cyclometallated dicarbonyl ruthenium complexes of formula [Ru((2-CH<sub>2</sub>-6-MeC<sub>6</sub>H<sub>3</sub>)PPh<sub>2</sub>)(NN)(CO)<sub>2</sub>]Cl (NN = en, ampy, (*R,R*)-dpen) obtained from RuCl<sub>3</sub> hydrate (via [RuCl<sub>2</sub>(CO)<sub>2</sub>]<sub>n</sub>) and from [RuCl<sub>2</sub>(CO)<sub>3</sub>]<sub>2</sub> with (2,6-Me<sub>2</sub>C<sub>6</sub>H<sub>3</sub>)PPh<sub>2</sub> and a bidentate NN ligand. These derivatives display catalytic activity in both TH and HY of ketones, the ampy complex being more active with respect to the en one. The reduction of acetophenone via TH with 2-propanol (S/C = 1000) and HY (30 bar of H<sub>2</sub>, S/C = 10000) afforded TOFs up to 30000 and 14000 h<sup>-1</sup>, respectively, in the presence of 1-5 mol% of alkali base. In addition, complete HY has also been observed with S/C = 25000 in methanol. Thermal CO dissociation of [Ru((2-CH<sub>2</sub>-6-MeC<sub>6</sub>H<sub>3</sub>)PPh<sub>2</sub>)(en)(CO)<sub>2</sub>]Cl leads to the corresponding monocarbonyl complex which is active in the ketone HY and TH reactions. Studies are ongoing to extend this protocol to other cyclometallated carbonyl ruthenium complexes for catalytic organic transformations.

## Experimental Section

All reactions were carried out under an argon atmosphere using standard Schlenk techniques. The solvents were carefully dried by standard methods and distilled under argon before use, unless stated otherwise. The ruthenium compounds  $\text{RuCl}_3 \cdot x\text{H}_2\text{O}$  ( $x = 2.5$ ) and  $[\text{RuCl}_2(\text{CO})_3]_2$  were from Alfa / Aesar, whereas all other chemicals were purchased from Aldrich and Strem and used without further purification. NMR measurements were recorded on a Bruker AC 200 spectrometer. Chemical shifts, in ppm, are relative to TMS for  $^1\text{H}$  and  $^{13}\text{C}\{^1\text{H}\}$ , whereas  $\text{H}_3\text{PO}_4$  was used for  $^{31}\text{P}\{^1\text{H}\}$ . Elemental analyses (C, H, N) were carried out with a Carlo Erba 1106 elemental analyzer, whereas the GC analyses were performed with a Varian CP-3380 gas chromatograph equipped with a MEGADEX-ETTDMS- $\beta$  chiral column of 25 m length, column pressure 5 psi, hydrogen as carrier gas and flame ionization detector (FID). The injector and detector temperature was 250 °C, with initial T = 95 °C ramped to 140 °C at 3 °C/min and then to 210 °C at 20 °C/min, for a total of 20 min of analysis.

**Synthesis of  $\text{RuCl}_2\{(2,6\text{-Me}_2\text{C}_6\text{H}_3)\text{PPh}_2\}_2(\text{CO})_2$  (1). Method A.** The compound  $\text{RuCl}_3 \cdot x\text{H}_2\text{O}$  (200 mg, 0.792 mmol) was suspended in  $\text{HCO}_2\text{H}$  (6.7 mL, 0.178 mol) and heated to 110 °C in a pressure Schlenk tube. After 1 h, the resulting yellow solution was cooled to room temperature and carefully vented. The solvent was removed under reduced pressure, affording  $[\text{RuCl}_2(\text{CO})_2]_n$  which was dissolved in ethanol (7 mL) and treated with  $(2,6\text{-Me}_2\text{C}_6\text{H}_3)\text{PPh}_2$  (849.5 mg, 2.93 mmol). The solution was heated to 80 °C for 2 h obtaining a light yellow precipitate. After filtration, the solid was washed with diethyl ether (4x3 mL) and dried under reduced pressure. Yield: 435.5 mg (68%). Anal. Calcd (%) for  $\text{C}_{42}\text{H}_{38}\text{Cl}_2\text{O}_2\text{P}_2\text{Ru}$ : C 62.38, H 4.74; found: C 62.50, H, 4.86. IR (Nujol): 2039 (s), 2001 (s)  $\text{cm}^{-1}$  ( $\nu_{\text{C}=\text{O}}$ ).  $^1\text{H}$  NMR (200.1 MHz,  $\text{CD}_2\text{Cl}_2$ , 20 °C):  $\delta$  8.52-7.03 (m, 26H; aromatic protons), 2.10 (s, 12 H;  $\text{CH}_3$ );  $^1\text{H}$  NMR (200.1 MHz, tetrachloroethane- $d_2$ , 50 °C):  $\delta$  8.54-7.06 (m, 26H; aromatic protons), 2.13 (s, 12 H;  $\text{CH}_3$ ).  $^{13}\text{C}\{^1\text{H}\}$  NMR (50.3 MHz,  $\text{CD}_2\text{Cl}_2$ , 20 °C):  $\delta$  143.1 (t,  $^2J(\text{C},\text{P}) = 2.9$  Hz;  $\text{CCH}_3$ ), 132.1-128.5 (m; aromatic carbon atoms), 25.9 (t,  $^3J(\text{C},\text{P}) = 2.3$  Hz;  $\text{CH}_3$ ).  $^{13}\text{C}$  NMR (50.3 MHz, tetrachloroethane- $d_2$ , 80 °C):  $\delta$  194.0 (m; CO), 143.5 (t,  $^2J(\text{C},\text{P}) = 4.7$  Hz;  $\text{CCH}_3$ ), 135.4-128.5 (m; aromatic carbon atoms), 26.1 (t,  $^3J(\text{C},\text{P}) = 2.3$  Hz;  $\text{CH}_3$ ).  $^{31}\text{P}\{^1\text{H}\}$  NMR (81.0 MHz, tetrachloroethane- $d_2$ , 20 °C):  $\delta$  10.3 (s).  $^{31}\text{P}\{^1\text{H}\}$  NMR (81.0 MHz, tetrachloroethane- $d_2$ , 50 °C):  $\delta$  10.4 (s).

**Method B.** The complex  $[\text{RuCl}_2(\text{CO})_3]_2$  (50 mg, 0.098 mmol) was suspended in ethanol (5 mL),  $(2,6\text{-Me}_2\text{C}_6\text{H}_3)\text{PPh}_2$  (126 mg, 0.434 mmol) was added and the mixture was heated at 80 °C overnight. The solvent was evaporated under reduced pressure and, after addition of chloroform (2 mL), the suspension was stirred at room temperature for 2 h. The volume was reduced to about 1 mL, diethyl

ether (5 mL) was added and the light yellow precipitate was filtrated, washed with diethyl ether (2x3 mL), *n*-pentane (3 mL) and dried under reduced pressure. Yield: 133 mg (84%).

**Synthesis of RuCl{(2-CH<sub>2</sub>-6-MeC<sub>6</sub>H<sub>3</sub>)PPh<sub>2</sub>}{(2,6-Me<sub>2</sub>C<sub>6</sub>H<sub>3</sub>)PPh<sub>2</sub>}(CO)<sub>2</sub> (2). Method A.**

Complex **1** (100 mg, 0.124 mmol) was suspended in toluene (5 mL), Et<sub>3</sub>N (87 μL, 0.624 mmol) was added and the mixture was refluxed overnight, obtaining a yellow solution. The solvent was evaporated under reduced pressure and the residue was dissolved in dichloromethane (5 mL). The solution was stirred at room temperature for 2 h and concentrated to about 0.5 mL. Addition of methanol (2 mL) afforded a light yellow precipitate, which was filtrated, washed with diethyl ether (2x5 mL), *n*-pentane (2x5 mL) and dried under reduced pressure. Yield: 62.2 mg (65%). Anal. Calcd (%) for C<sub>42</sub>H<sub>37</sub>ClO<sub>2</sub>P<sub>2</sub>Ru: C 65.33, H 4.83; found: C 65.40, H, 4.88. IR (Nujol): 2020 (s), 1957 (s) cm<sup>-1</sup> (ν<sub>C=O</sub>). <sup>1</sup>H NMR (200.1 MHz, CDCl<sub>3</sub>, 20 °C): δ 8.11-7.77 (m, 6H; aromatic protons), 7.64 (m, 2H; aromatic protons), 7.55-7.13 (m, 15H; aromatic protons), 7.05 (dd, <sup>3</sup>J(H,H) = 7.3 Hz, <sup>4</sup>J(H,H) = 3.0 Hz, 2H; aromatic protons), 6.93 (d, <sup>3</sup>J(H,H) = 4.4 Hz, 1H; aromatic proton), 3.07 (dd, <sup>2</sup>J(H,H) = 14.8 Hz, <sup>3</sup>J(H,P) = 5.5 Hz, 1H; RuCH<sub>2</sub>), 2.89 (dd, <sup>2</sup>J(H,H) = 14.8 Hz, <sup>3</sup>J(H,P) = 6.3 Hz, 1H; RuCH<sub>2</sub>), 1.98 (s, 6H; CH<sub>3</sub>), 1.72 (s, 3H; CH<sub>3</sub>). <sup>13</sup>C{<sup>1</sup>H} NMR (50.3 MHz, CDCl<sub>3</sub>, 20 °C): δ 198.3 (t, <sup>2</sup>J(C,P) = 12.6 Hz; CO), 194.2 (dd, <sup>2</sup>J(C,P) = 8.7 Hz, <sup>2</sup>J(C,P) = 7.9 Hz; CO), 163.2 (dd, <sup>2</sup>J(C,P) = 35.8 Hz, <sup>3</sup>J(C,P) = 6.3 Hz; CCH<sub>2</sub>Ru), 142.8 (s, CCH<sub>3</sub>), 142.6 (s; CCH<sub>3</sub>), 138.2-124.9 (m; aromatic carbon atoms), 32.2 (t, <sup>2</sup>J(C,P) = 4.9 Hz; RuCH<sub>2</sub>), 25.6 (d, <sup>3</sup>J(C,P) = 4.9 Hz; CH<sub>3</sub>), 22.3 (d, <sup>3</sup>J(C,P) = 3.3 Hz; CH<sub>3</sub>). <sup>31</sup>P{<sup>1</sup>H} NMR (81.0 MHz, CDCl<sub>3</sub>, 20 °C): δ 54.2 (d, <sup>2</sup>J(P,P) = 293 Hz), 26.3 (d, <sup>2</sup>J(P,P) = 293 Hz).

**Method B.** The compound RuCl<sub>3</sub>•xH<sub>2</sub>O (208.2 mg, 0.825 mmol) was suspended in HCO<sub>2</sub>H (7 mL, 0.186 mol) and heated to 110 °C in a pressure Schlenk tube. After 1 h, the resulting yellow solution was cooled to room temperature and carefully vented. The solvent was removed under reduced pressure affording [RuCl<sub>2</sub>(CO)<sub>2</sub>]<sub>n</sub>, which was dissolved in distilled ethanol (6 mL). The solution was reacted with (2,6-Me<sub>2</sub>C<sub>6</sub>H<sub>3</sub>)PPh<sub>2</sub> (881.9 mg, 3.04 mmol), Et<sub>3</sub>N (680 μL, 4.88 mmol) and stirred at 80 °C overnight. The volume was reduced by about half, affording a precipitate, which was filtrated and washed with ethanol (3x3 mL), diethyl ether (2x3 mL), *n*-pentane (2 mL) and dried under reduced pressure. Yield: 398 mg (63%).

**Method C.** [RuCl<sub>2</sub>(CO)<sub>2</sub>]<sub>n</sub> (502.2 mg, 2.20 mmol of Ru), obtained as described in the method B for the synthesis of **2**, and (2,6-Me<sub>2</sub>C<sub>6</sub>H<sub>3</sub>)PPh<sub>2</sub> (1.78 g, 6.13 mmol) were dissolved in ethanol (10 mL). Et<sub>3</sub>N (1.4 mL, 10.0 mmol) was added and the solution was refluxed overnight. A yellow solid precipitated overnight, the solvent was eliminated under reduced pressure obtaining a residue, which was dissolved in chloroform, and the solution was stirred at room temperature for 2 h. The solution was concentrated to about 0.5 mL and addition of diethyl ether (5 mL) afforded a light yellow

precipitate, which was filtrated, washed with diethyl ether (2x4 mL), *n*-pentane (4 mL) and dried under reduced pressure. Yield: 967 mg (57%).

**Synthesis of [Ru{(2-CH<sub>2</sub>-6-MeC<sub>6</sub>H<sub>3</sub>)PPh<sub>2</sub>}(en)(CO)<sub>2</sub>]Cl (3).** Complex **2** (252.2 mg, 0.47 mmol) and CaCO<sub>3</sub> (22.8 mg, 0.23 mmol) were suspended in methanol (5 mL). Ethylenediamine (63 μL, 0.94 mmol) was added and the mixture was refluxed overnight. The suspension was filtrated and the solvent was eliminated under reduced pressure. Diethyl ether (4 mL) was added to the residue and the suspension was stirred for 1 h. The precipitate was filtrated, washed with diethyl ether (2x3 mL), *n*-pentane (4 mL) and dried under reduced pressure. Yield: 224.2 mg (88%). Anal. Calcd (%) for C<sub>24</sub>H<sub>26</sub>ClN<sub>2</sub>O<sub>2</sub>PRu: C 53.19, H 4.84, N 5.17; found: C 53.32, H 4.79, N 5.02. IR (Nujol): 2028 (s), 1959 (s) cm<sup>-1</sup> (ν<sub>C=O</sub>). <sup>1</sup>H NMR (200.1 MHz, CD<sub>3</sub>OD, 20 °C): δ 7.61-7.26 (m, 12H; aromatic protons), 7.04 (ddd, <sup>3</sup>J(H,H) = 7.2 Hz, <sup>4</sup>J(H,H) = 3.8 Hz, <sup>4</sup>J(H,H) = 0.9 Hz, 1H, aromatic proton), 5.30 (m, 1H; NH<sub>2</sub>), 4.30 (m, 1H; NCH<sub>2</sub>), 4.04 (m, 1H; NCH<sub>2</sub>), 3.07 (m, 1H; NCH<sub>2</sub>), 2.99 (d, <sup>2</sup>J(H,H) = 15.0 Hz, 1H; RuCH<sub>2</sub>), 2.83 (m, 1H; NCH<sub>2</sub>), 2.75-2.49 (br m, 2H; NH<sub>2</sub>), 2.57 (d, <sup>2</sup>J(H,H) = 14.7 Hz, 1H; RuCH<sub>2</sub>), 2.41 (m, 1H; NH<sub>2</sub>), 1.69 (s, 3H; CH<sub>3</sub>). <sup>13</sup>C{<sup>1</sup>H} NMR (50.3 MHz, CD<sub>3</sub>OD, 20 °C): δ 201.3 (d, <sup>2</sup>J(C,P) = 13.5 Hz; CO), 191.9 (d, <sup>2</sup>J(C,P) = 6.5 Hz; CO), 163.3 (d, <sup>2</sup>J(C,P) = 33.1 Hz; CCH<sub>2</sub>Ru), 143.0 (d, <sup>2</sup>J(C,P) = 1.7 Hz; CCH<sub>3</sub>), 136.3-113.8 (m; aromatic carbon atoms), 46.7 (s; NCH<sub>2</sub>), 45.4 (d, <sup>3</sup>J(C,P) = 3.9 Hz; NCH<sub>2</sub>), 31.9 (d, <sup>2</sup>J(C,P) = 4.1 Hz; RuCH<sub>2</sub>), 22.3 (d, <sup>3</sup>J(C,P) = 3.9 Hz; CH<sub>3</sub>). <sup>31</sup>P{<sup>1</sup>H} NMR (81.0 MHz, CD<sub>3</sub>OD, 20 °C): δ 64.6 (s).

**Synthesis of [Ru{(2-CH<sub>2</sub>-6-MeC<sub>6</sub>H<sub>3</sub>)PPh<sub>2</sub>}(ampy)(CO)<sub>2</sub>]Cl (4).** Complex **2** (250.5 mg, 0.42 mmol) and CaCO<sub>3</sub> (21.3 mg, 0.21 mmol) were dissolved in methanol (5 mL). 2-(aminomethyl)pyridine (87 μL, 0.84 mmol) was added and the solution was refluxed overnight. After filtration, the solvent was eliminated under reduced pressure. Diethyl ether (4 mL) was added to the residue, obtaining a mixture that was stirred for 1 h at room temperature. The resulting suspension was filtrated and the precipitate was washed with diethyl ether (2x3 mL), *n*-pentane (4 mL) and dried under reduced pressure. Yield: 107.9 mg (43%). Anal. Calcd (%) for C<sub>28</sub>H<sub>26</sub>ClN<sub>2</sub>O<sub>2</sub>PRu: C 57.00, H 4.44, N 4.75; found: C 57.12, H 4.34, N 4.63. IR (Nujol): 2032 (s), 1966 (s) cm<sup>-1</sup> (ν<sub>C=O</sub>). <sup>1</sup>H NMR (200.1 MHz, CDCl<sub>3</sub>, 20 °C): δ 8.61 (dd, <sup>3</sup>J(H,H) = 7.6 Hz, <sup>4</sup>J(H,H) = 1.9 Hz, 1H; ortho-CH of C<sub>5</sub>H<sub>4</sub>N), 7.79 (td, <sup>3</sup>J(H,H) = 7.7 Hz, <sup>4</sup>J(H,H) = 1.5 Hz, 1H; para-CH of C<sub>5</sub>H<sub>4</sub>N), 7.73-7.21 (m, 14H; aromatic protons), 7.00 (dd, <sup>3</sup>J(H,H) = 8.8 Hz, <sup>3</sup>J(H,H) = 3.6 Hz, 1H; meta-CH of C<sub>5</sub>H<sub>4</sub>N), 5.58 (dt, <sup>2</sup>J(H,H) = 11.0 Hz, <sup>3</sup>J(H,H) = 5.7 Hz, 1H; NCH<sub>2</sub>), 4.37 (td, <sup>3</sup>J(H,H) = 5.7, <sup>3</sup>J(H,H) = 2.2 Hz, 2H; NH<sub>2</sub>), 3.08 (dt, <sup>2</sup>J(H,H) = 11.0 Hz, <sup>3</sup>J(H,H) = 5.2 Hz, 1H; NCH<sub>2</sub>), 2.86 (d, <sup>2</sup>J(H,H) = 15.0 Hz, 1H; RuCH<sub>2</sub>), 2.71 (d, <sup>2</sup>J(H,H) = 15.0 Hz, 1H; RuCH<sub>2</sub>), 1.71 (s, 3H; CH<sub>3</sub>). <sup>1</sup>H NMR (200.1 MHz, CD<sub>3</sub>OD, 20 °C): δ 8.74 (d, <sup>3</sup>J(H,H) = 5.5 Hz, 1H; ortho-CH of C<sub>5</sub>H<sub>4</sub>N), 7.96 (ddd, <sup>3</sup>J(H,H) = 7.7 Hz, <sup>3</sup>J(H,H) = 7.5 Hz, <sup>4</sup>J(H,H) = 1.6 Hz, 1H; para-CH of C<sub>5</sub>H<sub>4</sub>N), 7.71-7.28 (m, 14H; aromatic protons), 7.08 (ddd, <sup>3</sup>J(H,H)

= 8.0 Hz,  $^3J(\text{H,H}) = 4.2$  Hz,  $^4J(\text{H,H}) = 1.1$  Hz, 1H; meta-CH of C<sub>5</sub>H<sub>4</sub>N), 4.34-4.07 (m, 1H; NCH<sub>2</sub>), 4.21 (ddd,  $^3J(\text{H,H}) = 7.3$  Hz,  $^3J(\text{H,H}) = 4.7$  Hz,  $^4J(\text{H,H}) = 1.3$  Hz, 2H; NH<sub>2</sub>), 3.97 (m, 1H; NCH<sub>2</sub>), 2.94 (d,  $^2J(\text{H,H}) = 15.4$  Hz, 1H; RuCH<sub>2</sub>), 2.14 (d,  $^2J(\text{H,H}) = 15.4$  Hz, 1H; RuCH<sub>2</sub>), 1.70 (s, 3H; CH<sub>3</sub>). <sup>13</sup>C{<sup>1</sup>H} NMR (50.3 MHz, CD<sub>3</sub>OD, 20 °C): δ 201.3 (d,  $^2J(\text{C,P}) = 14.6$  Hz; CO), 191.5 (d,  $^2J(\text{C,P}) = 6.5$  Hz; CO), 162.8 (s; NCCH<sub>2</sub>), 162.7 (d,  $^2J(\text{C,P}) = 32.1$  Hz; CCH<sub>2</sub>Ru), 153.7 (s; ortho-CH of C<sub>5</sub>H<sub>4</sub>N), 143.1 (d,  $^2J(\text{C,P}) = 2.2$  Hz; CCH<sub>3</sub>), 140.3 (s; para-CH of C<sub>5</sub>H<sub>4</sub>N), 135.1-112.8 (m; aromatic carbon atoms), 52.2 (d,  $^3J(\text{C,P}) = 3.4$  Hz; NCH<sub>2</sub>), 33.9 (d,  $^2J(\text{C,P}) = 3.9$  Hz; RuCH<sub>2</sub>), 22.3 (d,  $^3J(\text{C,P}) = 3.9$  Hz; CH<sub>3</sub>). <sup>31</sup>P{<sup>1</sup>H} NMR (81.0 MHz, CD<sub>3</sub>OD, 20 °C): δ 64.4 (s).

**Synthesis of [Ru{(2-CH<sub>2</sub>-6-MeC<sub>6</sub>H<sub>3</sub>)PPh<sub>2</sub>}{(R,R)-dppe}(CO)<sub>2</sub>]Cl (5).** Complex **2** (82.5 mg, 0.107 mmol) and CaCO<sub>3</sub> (5.4 mg, 0.05 mmol) were suspended in methanol (5 mL). (1*R*,2*R*)-1,2-diphenylethane-1,2-diamine (45.3 mg, 0.21 mmol) was added and the mixture was refluxed overnight. After filtration, the solvent was eliminated under reduced pressure and diethyl ether (4 mL) was added to the residue affording a mixture, which was stirred for 1 h. The resulting suspension was filtrated and the precipitate was washed with diethyl ether (2x3 mL), *n*-pentane (4 mL) and dried under reduced pressure. The product was obtained as a mixture of two diastereoisomers in a 1:1 ratio. Yield: 50.1 mg (68%). Anal. Calcd (%) for C<sub>36</sub>H<sub>34</sub>ClN<sub>2</sub>O<sub>2</sub>PRu: C 62.29, H 4.94, N 4.04; found: C 62.32, H 4.98, N 4.01. IR (Nujol): 2032 (s), 1965 (s) cm<sup>-1</sup> (ν<sub>C=O</sub>). <sup>1</sup>H NMR (200.1 MHz, CDCl<sub>3</sub>, 20 °C): δ 8.35-6.80 (m, 23H; aromatic protons), 6.25 (dd,  $^2J(\text{H,H}) = 25.0$  Hz,  $^3J(\text{H,H}) = 11.7$  Hz; NH<sub>2</sub>), 5.57 (m; NH<sub>2</sub>), 4.77 (m, 2H; NH<sub>2</sub>), 4.25-3.55 (m, 2H; NCH), 3.29 (d,  $^2J(\text{H,H}) = 14.0$  Hz; RuCH<sub>2</sub>), 3.04 (d,  $^2J(\text{H,H}) = 14.1$  Hz; RuCH<sub>2</sub>), 2.64 (d,  $^2J(\text{H,H}) = 14.0$  Hz; RuCH<sub>2</sub>), 2.58 (d,  $^2J(\text{H,H}) = 14.1$  Hz; RuCH<sub>2</sub>), 1.73 (s; CH<sub>3</sub>), 1.68 (s; CH<sub>3</sub>). <sup>31</sup>P{<sup>1</sup>H} NMR (81.0 MHz, CDCl<sub>3</sub>, 20 °C): δ 64.2 (s), 63.9 (s).

**Synthesis of RuCl{(2-CH<sub>2</sub>-6-MeC<sub>6</sub>H<sub>3</sub>)PPh<sub>2</sub>}(en)(CO) (6).** Complex **3** (50 mg, 0.092 mmol) was heated at 85 °C under reduced pressure (10<sup>-2</sup> mbar) for 36 h, affording a dark-yellow clean product. Yield: 46.5 mg (98%). Anal. Calcd (%) for C<sub>23</sub>H<sub>26</sub>ClN<sub>2</sub>OPRu: C 53.75, H 5.10, N 5.45; found: C 53.68, H 5.24, N 5.41. IR (Nujol): 1906 (s) cm<sup>-1</sup> (ν<sub>C=O</sub>). <sup>1</sup>H NMR (200.1 MHz, tetrachloroethane-*d*<sub>2</sub>, 50 °C): δ 7.80-6.80 (m, 13H; aromatic protons), 3.38 (m, 1H; NCH<sub>2</sub>), 3.11 (m, 1H; NCH<sub>2</sub>), 2.98 (d,  $^2J(\text{H,H}) = 14.6$  Hz, 1H; RuCH<sub>2</sub>), 2.77 (m, 2H; NCH<sub>2</sub> and NH<sub>2</sub>), 2.55-2.10 (m, 2H; NCH<sub>2</sub> and NH<sub>2</sub>), 2.01 (d,  $^2J(\text{H,H}) = 14.6$  Hz, 1H; RuCH<sub>2</sub>), 1.74 (s, 3H; CH<sub>3</sub>), 1.70-1.56 (m, 1H; NH<sub>2</sub>), 1.43 (m, 1H; NH<sub>2</sub>). <sup>31</sup>P{<sup>1</sup>H} NMR (81.0 MHz, tetrachloroethane-*d*<sub>2</sub>, 50 °C): δ 68.7 (s).

**Procedure for the TH of acetophenone with 1-5.** The ruthenium catalyst solution used for TH was prepared by dissolving the ruthenium complex (0.02 mmol) in 5 mL of 2-propanol. A 0.1 M solution of NaOiPr (200 μL, 20 μmol) in 2-propanol and the catalyst solution (250 μL, 1.0 μmol) were added to acetophenone (120 μL, 1.0 mmol) in 2-propanol (final volume 10 mL) and the resulting

mixture was heated under reflux. The reaction was sampled by removing an aliquot of the reaction mixture (0.2 mL), which was quenched by addition of diethyl ether (1:1 v/v), filtered over a short silica pad, and submitted to GC analysis. The addition of the Ru complex was considered as the start time of the reaction. The S/C molar ratio was 1000/1, whereas the base concentration was 2 mol% respect to acetophenone (0.1 M). The same procedure was followed for TH with the other bases (KO $t$ Bu and KOH) at different concentration (1-5 mol%), using the appropriate amount of 2-propanol.

**Procedure for the TH of acetophenone with in situ prepared catalysts from 2.** Complex **2** (15.4 mg, 0.02 mmol) was dissolved in 5 mL of 2-propanol and en or ampy (0.1 mmol) was solubilized in 25 mL of 2-propanol. The solutions of **2** (250  $\mu$ L, 1.0  $\mu$ mol) and the ligand (500  $\mu$ L, 2.0  $\mu$ mol) were added subsequently to acetophenone (120  $\mu$ L, 1.0 mmol) in 2-propanol (8.93 mL). The mixture was stirred under reflux for 10 min and a 0.1 M solution of NaOiPr (200  $\mu$ L, 20  $\mu$ mol) in 2-propanol was added (final volume 10 mL). The reaction was sampled by removing an aliquot of the reaction mixture (0.2 mL), which was quenched by addition of diethyl ether (1:1 v/v), filtered over a short silica pad and submitted to GC analysis. The S/C molar ratio was 1000/1, whereas the NaOiPr concentration was 2 mol%, respect to acetophenone (0.1 M).

**Procedure for the HY of ketones with catalysts 1-6.** The HY reactions were performed in an 8 vessels Endeavor Biotage apparatus. The vessels were charged with the catalysts **1-6** (0.5  $\mu$ mol), loaded with 5 bar of N<sub>2</sub> and slowly vented (five times). The liquid ketones **a-e** and **h** (5 mmol) and the KO $t$ Bu or KOH solution (1 mL, 0.1 mmol, 0.1 M) in methanol or ethanol were added. In the case of the solid ketones **f-g** (5 mmol), they were loaded together with the ruthenium catalyst. Further addition of the solvent (methanol or ethanol) leads to a 2 M ketone solution. The vessels were purged with N<sub>2</sub> and H<sub>2</sub> (three times each), then the system was charged with H<sub>2</sub> (30 bar) and heated to 70 °C for the required time (3-16 h). The S/C molar ratio was 10000/1, whereas the base concentration was 2 mol%. A similar method was applied for the reactions with other S/C (in the range 500-10000), using the appropriate amount of catalysts and solvent, and for the reactions conducted at 40 °C. The reaction vessels were then cooled to room temperature vented and purged three times with N<sub>2</sub>. A drop of the reaction mixture was then diluted with 1 mL of methanol and analyzed by GC.

**Procedure for the HY of ketones with in situ prepared catalysts from 1 and 2.** The vessels of the system were charged with the catalysts **1** or **2** (0.5  $\mu$ mol), closed, loaded with 5 bar of N<sub>2</sub> and slowly vented five times. The ketone **a** or **e** (5 mmol), en or ampy in ethanol (50  $\mu$ L, 1  $\mu$ mol, 0.02 M) and KO $t$ Bu in ethanol (1 mL, 0.1 mmol, 0.1 M) were added to the catalyst with about 1 ml ethanol (2 M of ketone). The vessels were purge with N<sub>2</sub> and H<sub>2</sub> (three times each), then the system was charged with H<sub>2</sub> (30 bar) and heated to 70 °C for the required time (3-16 h). The S/C molar ratio was

10000/1/5000, whereas the base concentration was 2 mol%. A similar method was applied for the reactions conducted with S/C in the range 1000-10000, using the appropriate amount of catalysts, ligands (ligand/catalyst ratio = 2) and solvent. The reaction vessels were then cooled to room temperature vented and purged three times with N<sub>2</sub>. A drop of the reaction mixture was then diluted with 1 mL of methanol and analyzed by GC.

**Procedure for the HY of acetophenone in a stainless steel autoclave.** The autoclave was charged with the catalyst **3** or **4** (2.06 μmol), closed and purged three times with N<sub>2</sub>. Acetophenone (2.4 mL, 20.6 mmol), the solvent (4 mL of ethanol or methanol) and a solution of KO<sup>t</sup>Bu (4 mL, 0.1 M in the same solvent) were subsequently added. The system was purged with N<sub>2</sub> (two times) and with H<sub>2</sub> (three times). The autoclave was pressurized to 30 bar with H<sub>2</sub> and heated to 70 °C for the required time (3-23 h). The final concentration of acetophenone was 2 M, the S/C ratio was 10000, whereas the base concentration was 2 mol%. This procedure was applied for the reactions with S/C = 25000, using the appropriate amount of catalysts and solvent. Samples of 0.2 mL were then taken at regular intervals (2, 5, 10, 20, 30 min, and longer reaction times), added to 5 mL of methanol and analyzed by GC. TOF values was calculated at 50% conversion.

**Supporting Information.** NMR data of the isolated complexes and catalytic results of the TH and HY reactions. This material is available free of charge via the Internet at <http://pubs.acs.org>

**Corresponding Author.** E-mail: [walter.baratta@uniud.it](mailto:walter.baratta@uniud.it)

## ORCID

Walter Baratta: 0000-0002-2648-1848

## Notes

The authors declare no competing financial interests.

**Acknowledgments.** This work was supported by the Fellowship Program “Talents for an International House (TALENTS UP)” (7th R&D FP: PEOPLE - Marie Curie Actions - COFUND) and AREA Consortium of Trieste for a fellowship for S. G. This work was supported by the Ministero dell’Università e della Ricerca (MIUR), PRIN 2015 program n° 20154X9ATP\_005. We thank Johnson Matthey for a generous loan of ruthenium, Mr. P. Polese for carrying out the elemental analyses and Dr. P. Martinuzzi for NMR assistance. We also thank Dr. Antonio Zanotti-Gerosa of Johnson Matthey (Cambridge) for helpful discussions on hydrogenation reactions.

## References

- 
- (1) (a) Xie, X.; Lu, B.; Li, W.; Zhang, Z., Coordination Determined Chemo- and Enantioselectivities in Asymmetric Hydrogenation of Multi-Functionalized Ketones. *Coord. Chem. Rev.* **2018**, *355*, 39-58. (b) Yoshimura, M.; Tanaka, S.; Kitamura, M., Recent Topics in Catalytic Asymmetric Hydrogenation of Ketones. *Tetrahedron Lett.* **2014**, *55*, 3635-3640. (c) Shang, G.; Li, W.; Zhang, W., Transition Metal-Catalyzed Homogeneous Asymmetric Hydrogenation. In *Catalytic Asymmetric Synthesis*; Ojima, I. Ed.; John Wiley & Sons, Hoboken, 2010, 3rd ed., pp. 343-436. (d) *The Handbook of Homogeneous Hydrogenation*, Vols. 1-3; de Vries, J. G.; Elsevier, C. J. Eds.; Wiley-VCH, Weinheim, 2007.
- (2) (a) Wang, D.; Astruc, D., The Golden Age of Transfer Hydrogenation. *Chem. Rev.* **2015**, *115*, 6621-6686. (b) Foubelo, F.; Nájera, C.; Yus, M., Catalytic Asymmetric Transfer Hydrogenation of Ketones: Recent Advances. *Tetrahedron: Asymmetry* **2015**, *26*, 769-790. (c) Ito, J.; Nishiyama, H., Recent Topics of Transfer Hydrogenation. *Tetrahedron Lett.* **2014**, *55*, 3133-3146. (d) Morris, R. H., Asymmetric Hydrogenation, Transfer Hydrogenation and Hydrosilylation of Ketones Catalyzed by Iron Complexes. *Chem. Soc. Rev.* **2009**, *38*, 2282-2291. (e) Baratta, W.; Rigo, P., 1-(Pyridin-2-yl)methanamine-Based Ruthenium Catalysts for Fast Transfer Hydrogenation of Carbonyl Compounds in 2-Propanol. *Eur. J. Inorg. Chem.* **2008**, 4041-4053. (f) Wang, C.; Wu, X.; Xiao, J., Broader, Greener, and More Efficient: Recent Advances in Asymmetric Transfer Hydrogenation. *Chem. Asian J.* **2008**, *3*, 1750-1770. (g) Samec, J. S. M.; Bäckvall, J. -E; Andersson, P. G.; Brandt, P., Mechanistic Aspects of Transition Metal-Catalyzed Hydrogen Transfer Reactions. *Chem. Soc. Rev.* **2006**, *35*, 237-248.
- (3) Magano, J.; Dunetz, J. R., Large-Scale Carbonyl Reductions in the Pharmaceutical Industry. *Org. Process Res. Dev.* **2012**, *16*, 1156-1184.
- (4) (a) Ohkuma, T.; Utsumi, N.; Tsutsumi, K.; Murata, K.; Sandoval, C.; Noyori, R., The Hydrogenation/Transfer Hydrogenation Network: Asymmetric Hydrogenation of Ketones with Chiral  $\eta^6$ -Arene/*N*-Tosylethylenediamine-Ruthenium(II) Catalysts. *J. Am. Chem. Soc.* **2006**, *128*, 8724-8725. (b) Baratta, W.; Herdtweck, E.; Siega, K.; Toniutti, M.; Rigo, P., 2-(Aminomethyl)pyridine-Phosphine Ruthenium(II) Complexes: Novel Highly Active Transfer Hydrogenation Catalysts. *Organometallics* **2005**, *24*, 1660-1669. (c) Ohkuma, T.; Sandoval, C. A.; Srinivasan, R.; Lin, Q.; Wei, Y.; Muñiz, K.; Noyori, R., Asymmetric Hydrogenation of *tert*-Alkyl Ketones. *J. Am. Chem. Soc.* **2005**, *127*, 8288-8289. (d) Haack, K. J.; Hashiguchi, S.; Fujii, A.; Ikariya,

- 
- T.; Noyori, R., The Catalyst Precursor, Catalyst, and Intermediate in the Ru<sup>II</sup>-Promoted Asymmetric Hydrogen Transfer between Alcohols and Ketones. *Angew. Chem. Int. Ed. Engl.* **1997**, *36*, 285-288.
- (5) (a) Younus, H. A.; Su, W.; Ahmad, N.; Chen, S.; Verpoort, F., Ruthenium Pincer Complexes: Synthesis and Catalytic Applications. *Adv. Synth. Catal.* **2015**, *357*, 283-330. (b) Gunanathan, C.; Milstein, D., Bond Activation and Catalysis by Ruthenium Pincer Complexes. *Chem. Rev.* **2014**, *114*, 12024-12087. (c) Albrecht, M., Cyclometalation Using d-Block Transition Metals: Fundamental Aspects and Recent Trends. *Chem. Rev.* **2010**, *110*, 576-623. (d) Djukic, J. -P.; Sortais, J. -B.; Barloy, L.; Pfeffer, M., Cycloruthenated Compounds - Synthesis and Applications. *Eur. J. Inorg. Chem.* **2009**, 817-853.
- (6) (a) Facchetti, S.; Jurcik, V.; Baldino, S.; Giboulot, S.; Nedden, H. G.; Zanotti-Gerosa, A.; Blackaby, A.; Bryan, R.; Boogaard, A.; McLaren, D. B.; Moya, E.; Reynolds, S.; Sandham, K. S.; Martinuzzi, P.; Baratta, W., Preparation of Pincer 4-Functionalized 2-Aminomethylbenzo[*h*]quinoline Ruthenium Catalysts for Ketone Reduction. *Organometallics* **2016**, *35*, 277-287. (b) Baratta, W.; Chelucci, G.; Magnolia, S.; Siega, K.; Rigo, P., Highly Productive CNN Pincer Ruthenium Catalysts for the Asymmetric Reduction of Alkyl Aryl Ketones. *Chem. Eur. J.* **2009**, *15*, 726-732. (c) Baratta, W.; Ballico, M.; Baldino, S.; Chelucci, G.; Herdtweck, E.; Siega, K.; Magnolia, S.; Rigo, P., New Benzo[*h*]quinoline-Based Ligands and their Pincer Ru and Os Complexes for Efficient Catalytic Transfer Hydrogenation of Carbonyl Compounds. *Chem. Eur. J.* **2008**, *14*, 9148-9160. (d) Baratta, W.; Schütz, J.; Herdtweck, E.; Hermann, W. A.; Rigo, P., Fast Transfer Hydrogenation Using a Highly Active Orthometalated Heterocyclic Carbene Ruthenium Catalyst. *J. Organomet. Chem.* **2005**, *690*, 5570-5575. (e) Baratta, W.; Chelucci, G.; Gladiali, S.; Siega, K.; Toniutti, M.; Zanette, M.; Zangrando, E.; Rigo, P., Ruthenium(II) Terdentate CNN Complexes: Superlative Catalysts for the Hydrogen-Transfer Reduction of Ketones by Reversible Insertion of a Carbonyl Group into the Ru-H Bond. *Angew. Chem. Int. Ed.* **2005**, *44*, 6214-6219.
- (7) (a) Clapham, S. E.; Hadzovic, A.; Morris, R. H., Mechanisms of the H<sub>2</sub>-hydrogenation and Transfer Hydrogenation of Polar Bonds Catalyzed by Ruthenium Hydride Complexes. *Coord. Chem. Rev.* **2004**, *248*, 2201-2237. (b) Yamakawa, M.; Ito, H.; Noyori, R., The Metal-Ligand Bifunctional Catalysis: A Theoretical Study on the Ruthenium(II)-Catalyzed Hydrogen Transfer between Alcohols and Carbonyl Compounds. *J. Am. Chem. Soc.* **2000**, *122*, 1466-1478. (c) Petra, D. G. I.; Reek, J. N. H.; Handgraaf, J. W.; Meijer, E. J.; Dierkes, P.; Kamer, P. C. J.; Brussee, J.; Schoemaker, H. E.; van Leeuwen, P. W. N. M., Chiral Induction Effects in Ruthenium(II) Amino Alcohol Catalysed Asymmetric Transfer Hydrogenation of Ketones: An Experimental and Theoretical Approach. *Chem. Eur. J.* **2000**, *6*, 2818-2829.

- 
- (8) (a) Broere, D. L. J.; Plessius, R.; van der Vlugt, J. I., New Avenues for Ligand-Mediated Processes - Expanding Metal Reactivity by the Use of Redox-Active Catechol, *o*-Aminophenol and *o*-Phenylenediamine Ligands. *Chem. Soc. Rev.* **2015**, *44*, 6886-6915. (b) Luca, O. R.; Crabtree, R. H., Redox-Active Ligands in Catalysis. *Chem. Soc. Rev.* **2013**, *42*, 1440-1459. (c) Gunanathan, C.; Milstein, D., Metal-Ligand Cooperation by Aromatization-Deaomatization: A New Paradigm in Bond Activation and "Green" Catalysis. *Acc. Chem. Res.* **2011**, *44*, 588-602.
- (9) (a) Guillena, G.; Ramon, D. J.; Yus, M., Hydrogen Autotransfer in the *N*-Alkylation of Amines and Related Compounds Using Alcohols and Amines as Electrophiles. *Chem. Rev.* **2010**, *110*, 1611-1641. (b) van der Boom, M. E.; Milstein, D., Cyclometalated Phosphine-Based Pincer Complexes: Mechanistic Insight in Catalysis, Coordination, and Bond Activation. *Chem. Rev.* **2003**, *103*, 1759-1792. (c) Ritleng, V.; Sirlin, C.; Pfeffer, M., Ru-, Rh-, and Pd-Catalyzed C-C Bond Formation involving C-H Activation and Addition on Unsaturated Substrates: Reactions and Mechanistic Aspects. *Chem. Rev.* **2002**, *102*, 1731-1769. (d) Kakiuchi, F.; Murai, S., Catalytic C-H/Olefin Coupling. *Acc. Chem. Res.* **2002**, *35*, 826-834. (e) Trnka, T. M.; Grubbs, R. H., The Development of  $L_2X_2Ru=CHR$  Olefin Metathesis Catalysts: An Organometallic Success Story. *Acc. Chem. Res.* **2001**, *34*, 18-29. (f) Naota, T.; Takaya, H.; Murahashi, S. -I., Ruthenium-Catalyzed Reactions for Organic Synthesis. *Chem. Rev.* **1998**, *98*, 2599-2660.
- (10) (a) Ruichen, S.; Xiaodan, C.; Shaowei, Z.; Tongyu, L.; Zhuo, W.; Bolin, Z., Synthesis, Structure, Reactivity, and Catalytic Activity of Cyclometalated (Phosphine)- and (Phosphinite)ruthenium Complexes. *Eur. J. Inorg. Chem.* **2017**, 3174-3183. (b) Baratta, W.; Da Ros, P.; Del Zotto, A.; Sechi, A.; Zangrando, E.; Rigo, P., Cyclometalated Ruthenium(II) Complexes as Highly Active Transfer Hydrogenation Catalysts. *Angew. Chem. Int. Ed.* **2004**, *43*, 3584-3588. (c) Lewis, L. N., Enhancement of Catalytic Activity Through Orthometalation. Synthesis, Structure, and Catalytic Activity of a New Orthometalated Ruthenium Complex. *J. Am. Chem. Soc.* **1986**, *108*, 743-749. (d) Lewis, L. N.; Smith, J. F., Catalytic Carbon-Carbon Bond Formation via *ortho*-Metalated Complexes. *J. Am. Chem. Soc.* **1986**, *108*, 2728-2735.
- (11) (a) Baratta, W.; Ballico, M.; Del Zotto, A.; Zangrando, E.; Rigo, P., C-H Activation and C=C Double Bond Formation Reactions in Iridium *ortho*-Methyl Arylphosphane Complexes. *Chem. Eur. J.* **2007**, *13*, 6701-6709. (b) Baratta, W.; Del Zotto, A.; Esposito, G.; Sechi, A.; Toniutti, M.; Zangrando, E.; Rigo, P.,  $RuCl_2[(2,6-Me_2C_6H_3)PPh_2]_2$ : A New Precursor for Cyclometalated Ruthenium(II) Complexes. *Organometallics* **2004**, *23*, 6264-6272. (c) Baratta, W.; Stoccoro, S.; Doppiu, A.; Herdtweck, E.; Zucca, A.; Rigo, P., Novel T-Shaped 14-Electron Platinum(II) Complexes Stabilized by One Agostic Interaction. *Angew. Chem. Int. Ed.* **2003**, *42*, 105-109. (d)

---

Baratta, W.; Herdtweck, E.; Martinuzzi, P.; Rigo, P., Carbon-Carbon Double Bond Formation from Two *o*-Methyl Groups in Osmium Phosphine Complexes. *Organometallics* **2001**, *20*, 305-308.

(12) (a) Cavarzan, D. A.; Fagundes, F. D.; Fuganti, O. R.; da Silva, C. W. P.; Pinheiro, C. B.; Back, D. F.; Barison, A.; Bogado, A. L.; de Araujo, M. P., Mixed Phosphine/Diimines and/or Amines Ruthenium Carbonyl Complexes: Synthesis, Characterization and Transfer-Hydrogenation. *Polyhedron* **2013**, *62*, 75-82. (b) Ito, J.; Teshima, T.; Nishiyama, H., Enhancement of Enantioselectivity by Alcohol Additives in Asymmetric Hydrogenation with Bis(oxazolinyl)phenyl Ruthenium Catalysts. *Chem. Commun.* **2012**, *48*, 1105-1107. (c) Prabhu, R. N.; Ramesh, R., Synthesis, Structural Characterization, Electrochemistry and Catalytic Transfer Hydrogenation of Ruthenium(II) Carbonyl Complexes Containing Tridentate Benzoylhydrazone Ligands. *J. Organomet. Chem.* **2012**, *718*, 43-51. (d) Sarmah, B. J.; Dutta, D. K., Chlorocarbonyl Ruthenium(II) Complexes of Tripodal Triphos {MeC(CH<sub>2</sub>PPh<sub>2</sub>)<sub>3</sub>}: Synthesis, Characterization and Catalytic Applications in Transfer Hydrogenation of Carbonyl Compounds. *J. Organomet. Chem.* **2010**, *695*, 781-785. (e) Zhang, J.; Leitun, G.; Ben-David, Y.; Milstein, D., Efficient Homogeneous Catalytic Hydrogenation of Esters to Alcohols. *Angew. Chem., Int. Ed.* **2006**, *45*, 1113-1115.

(13) (a) Dub, P. A.; Ikarya, T., Catalytic Reductive Transformations of Carboxylic and Carbonic Acid Derivatives Using Molecular Hydrogen. *ACS Catal.* **2012**, *2*, 1718-1741. (b) Balaraman, E.; Gunanathan, C.; Zhang, J.; Shimon, L. J. W.; Milstein, D., Efficient Hydrogenation of Organic Carbonates, Carbamates and Formates Indicates Alternative Routes to Methanol Based on CO<sub>2</sub> and CO. *Nature Chem.* **2011**, *3*, 609-614. (c) Fogler, E.; Balaraman, E.; Ben-David, Y.; Leitun, G.; Shimon, L. J. W.; Milstein, D., New CNN-Type Ruthenium Pincer NHC Complexes. Mild, Efficient Catalytic Hydrogenation of Esters. *Organometallics* **2011**, *30*, 3826-3833.

(14) (a) Muthaiah, S.; Hong, S. H., Acceptorless and Base-Free Dehydrogenation of Alcohols and Amines using Ruthenium-Hydride Complexes. *Adv. Synth. Catal.* **2012**, *354*, 3045-3053. (b) Johnson, T. C.; Morris, D. J.; Wills, M., Hydrogen Generation from Formic Acid and Alcohols Using Homogeneous Catalysts. *Chem. Soc. Rev.* **2010**, *39*, 81-88. (c) Dobereiner, G. E.; Crabtree, R. H., Dehydrogenation as a Substrate-Activating Strategy in Homogeneous Transition-Metal Catalysis. *Chem. Rev.* **2010**, *110*, 681-703. (d) Zhang, J.; Gandelman, M.; Shimon, L. J. W.; Milstein, D., Electron-Rich, Bulky PNN-Type Ruthenium Complexes: Synthesis, Characterization and Catalysis of Alcohol Dehydrogenation. *Dalton Trans.* **2007**, 107-113. (e) van Buijtenen, J.; Meuldijk, J.; Vekemans, J. A. J. M.; Hulshof, L. A.; Koojiman, H.; Spek, A. L., Dinuclear Ruthenium Complexes Bearing Dicarboxylate and Phosphine Ligands. Acceptorless Catalytic Dehydrogenation of 1-Phenylethanol. *Organometallics* **2006**, *25*, 873-881.

- 
- (15) (a) Watson, A. J. A.; Atkinson, B. N.; Maxwell, A. C.; Williams, J. M. J., Ruthenium-Catalyzed Remote Electronic Activation of Aromatic C-F Bonds. *Adv. Synth. Catal.* **2013**, *355*, 734-740. (b) Zbieg, J. R.; McInturff, E. L.; Krische, M. J., Allenamide Hydro-Hydroxyalkylation: 1,2-Amino Alcohols via Ruthenium-Catalyzed Carbonyl *anti*-Aminoallylation. *Org. Lett.* **2010**, *12*, 2514-2516. (c) Denichoux, A.; Fukuyama, T.; Doi, T.; Horiguchi, J.; Ryu, I., Synthesis of 2-Hydroxymethyl Ketones by Ruthenium Hydride-Catalyzed Cross-Coupling Reaction of  $\alpha,\beta$ -Unsaturated Aldehydes with Primary Alcohols. *Org. Lett.* **2010**, *12*, 1-3. (d) Nixon, T. D.; Whittlesey, M. K.; Williams, J. M. J., Transition Metal Catalyzed Reactions of Alcohols Using Borrowing Hydrogen Methodology. *Dalton Trans.* **2009**, 753-762. (e) Burling, S.; Paine, B. M.; Nama, D.; Brown, V. S.; Mahon, M. F.; Prior, T. J.; Pregosin, P. S.; Whittlesey, M. K.; Williams, J. M. J., C-H Activation Reactions of Ruthenium N-Heterocyclic Carbene Complexes: Application in a Catalytic Tandem Reaction Involving C-C Bond Formation from Alcohols. *J. Am. Chem. Soc.* **2007**, *129*, 1987-1995.
- (16) (a) Creswell, C. J.; Dobson, A.; Moore, D. S.; Robinson, S. D., Complexes of the Platinum Metals. 17. Molecular Dynamics of the Species  $[M(O_2CR)_2(CO)(PPh_3)_2]$  (M = Ru, R = Me, CF<sub>3</sub>, C<sub>2</sub>F<sub>5</sub>, C<sub>6</sub>F<sub>5</sub>; M = Os, R = Me, CF<sub>3</sub>). *Inorg. Chem.* **1979**, *18*, 2055-2059. (b) Dobson, A.; Robinson, S. D., Complexes of the Platinum Metals. 7. Homogeneous Ruthenium and Osmium Catalysts for the Dehydrogenation of Primary and Secondary Alcohols. *Inorg. Chem.* **1977**, *16*, 137-142.
- (17) (a) Balaraman, E.; Gnanaprakasam, B.; Shimon, L. J. W.; Milstein, D., Direct Hydrogenation of Amides to Alcohols and Amines under Mild Conditions. *J. Am. Chem. Soc.* **2010**, *132*, 16756-16758. (b) Gunanathan, C.; Ben-David, Y.; Milstein, D., Direct Synthesis of Amides from Alcohols and Amines with Liberation of H<sub>2</sub>. *Science* **2007**, *317*, 790-792. (c) Zhang, J.; Leitun, G.; Ben-David, Y.; Milstein, D., Facile Conversion of Alcohols into Esters and Dihydrogen Catalyzed by New Ruthenium Complexes. *J. Am. Chem. Soc.* **2005**, *127*, 10840-10841.
- (18) Spasyuk, D.; Gusev, D. G., Acceptorless Dehydrogenative Coupling of Ethanol and Hydrogenation of Esters and Imines. *Organometallics* **2012**, *31*, 5239-5242.
- (19) Kuriyama, W.; Matsumoto, T.; Ogata, O.; Ino, Y.; Aoki, K.; Tanaka, S.; Ishida, K.; Kobayashi, T.; Sayo, N.; Saito, T., Catalytic Hydrogenation of Esters. Development of an Efficient Catalyst and Processes for Synthesising (*R*)-1,2-Propanediol and 2-(1-Menthoxy)ethanol. *Org. Process Res. Dev.* **2012**, *16*, 166-171.
- (20) (a) Saudan, L. A.; Saudan, C. M.; Debieux, C.; Wyss, P., Dihydrogen Reduction of Carboxylic Esters to Alcohols under the Catalysis of Homogeneous Ruthenium Complexes: High Efficiency and Unprecedented Chemoselectivity. *Angew. Chem. Int. Ed.* **2007**, *46*, 7473-7476. (b) Miecznikowski, J. R.; Crabtree, R. H., Hydrogen Transfer Reduction of Aldehydes with Alkali-Metal Carbonates and Iridium NHC Complexes. *Organometallics* **2004**, *23*, 629-631. (c) Beck, C. M.; Rathmill, S. E.; Park,

---

Y. J.; Chen, J.; Crabtree, R. H.; Liabe-Sands, L. M.; Rheingold, A. L., Aldehyde Decarbonylation Catalysis under Mild Conditions. *Organometallics* **1999**, *18*, 5311-5317.

(21) Zhang, S.; Baldino, S.; Baratta, W., Synthesis of  $[\text{RuX}(\text{CO})(\text{dppp})(\text{NN})]\text{Cl}$  ( $\text{X} = \text{H}, \text{Cl}$ ;  $\text{NN} = \text{en}, \text{ampy}$ ) Complexes and Their Use as Catalysts for Transfer Hydrogenation. *Organometallics* **2013**, *32*, 5299-5304.

(22) En = ethylenediamine; ampy = 2-(aminomethyl)pyridine; (*R,R*)-dppe = (1*R*,2*R*)-1,2-diphenylethane-1,2-diamine; DiPPF = 1,1'-bis(diisopropylphosphino)ferrocene.

(23) Chelucci, G.; Baldino, S.; Baratta, W., Ruthenium and Osmium Complexes Containing 2-(Aminomethyl)pyridine (Ampy)-Based Ligands in Catalysis. *Coord. Chem. Rev.* **2015**, *300*, 29-85.

(24) Figliolia, R.; Baldino, S.; Nedden, H. G.; Zanotti-Gerosa, A.; Baratta, W., Mild *N*-Alkylation of Amines with Alcohols Catalyzed by the Acetate  $\text{Ru}(\text{OAc})_2(\text{CO})(\text{DiPPF})$  Complex. *Chem. Eur. J.* **2017**, *23*, 14416-14419.

(25) (a) Warner, M. C.; Casey, C. P.; Bäckvall, J. -E., Shvo's Catalyst in Hydrogen Transfer Reactions. In *Topics in Organometallic Chemistry*; Ikariya, T.; Shibasaki, M. Eds.; Springer-Verlag, Berlin-Heidelberg, 2011; Vol. 37, pp 85-125. (b) Conley, B. L.; Pennington-Boggio, M. K.; Boz, E.; Williams, T. J., Discovery, Applications, and Catalytic Mechanisms of Shvo's Catalyst. *Chem. Rev.* **2010**, *110*, 2294-2312. (c) Shvo, Y.; Czarkie, D.; Rahahim, Y., A New Group of Ruthenium Complexes: Structure and Catalysis. *J. Am. Chem. Soc.* **1986**, *108*, 7400-7402.

(26) (a) Stewart, B.; Nyhlén, J.; Martín-Matute, B.; Bäckvall, J. -E.; Privalov, T., A Computational Study of the CO Dissociation in Cyclopentadienyl Ruthenium Complexes Relevant to the Racemization of Alcohols. *Dalton Trans.* **2013**, *42*, 927-934. (b) Warner, M. C.; Verho, O.; Bäckvall, J. -E., CO Dissociation Mechanism in Racemization of Alcohols by a Cyclopentadienyl Ruthenium Dicarbonyl Catalyst. *J. Am. Chem. Soc.* **2011**, *133*, 2820-2823. (c) Nyhlén, J.; Privalov, T.; Bäckvall, J. -E., Racemization of Alcohols Catalyzed by  $[\text{RuCl}(\text{CO})_2(\eta^5\text{-pentaphenylcyclopentadienyl})]$ -Mechanistic Insights from Theoretical Modeling. *Chem. Eur. J.* **2009**, *15*, 5220-5229.

(27) (a) Warner, M. C.; Bäckvall, J. -E., Mechanistic Aspects on Cyclopentadienylruthenium Complexes in Catalytic Racemization of Alcohols. *Acc. Chem. Res.* **2013**, *46*, 2545-2555. (b) Ahn, Y.; Ko, S. -B.; Kim, M. -J.; Park, J., Non-Enzymatic Dynamic Kinetic Resolution of Secondary Alcohols via Enantioselective Acylation: Synthetic and Mechanistic Studies. *Coord. Chem. Rev.* **2008**, *252*, 647-658.

(28) (a) Aguirre, P.; Moya, S. A.; Sarriego, R.; Le Bozec, H.; Pardey, A. J., Water-Gas Shift Reaction Catalyzed by Mononuclear Ruthenium Complexes Containing Bipyridine and Phenanthroline Derivatives. *Appl. Organometal. Chem.* **2002**, *16*, 597-600. (b) Luukkanen, S.; Haukka, M.; Kallinen, M.; Pakkanen, T. A., The Low-Temperature Water-Gas Shift Reaction Catalyzed by Sodium-

---

Carbonate-Activated Ruthenium mono(bipyridine)/SiO<sub>2</sub> Complexes. *Catal. Lett.* **2000**, *70*, 123-125.

(c) Haukka, M.; Venäläinen, T.; Kallinen, M.; Pakkanen, T. A., Chemically Activated Ruthenium mono(bipyridine)/SiO<sub>2</sub> Catalysts in Water-Gas Shift Reaction. *J. Mol. Catal., A: Chem.* **1998**, *136*, 127-134.

(29) (a) Kobayashi, K.; Tanaka, K., Approach to Multi-Electron Reduction Beyond Two-Electron Reduction of CO<sub>2</sub>. *Phys. Chem. Chem. Phys.* **2014**, *16*, 2240-2250. (b) Ishida, H.; Tanaka, K.; Morimoto, M.; Tanaka, T., Isolation of Intermediates in the Water Gas Shift Reactions Catalyzed by [Ru(bpy)<sub>2</sub>(CO)Cl]<sup>+</sup> and [Ru(bpy)<sub>2</sub>(CO)<sub>2</sub>]<sup>+</sup>. *Organometallics* **1986**, *5*, 724-730.

(30) (a) Humphries, M. E.; Pecak, W. H.; Hohenboken, S. A.; Alvarado, S. R.; Swenson, D. C.; Domski, G. J., Ruthenium(II) Supported by Phosphine-Functionalized *N*-Heterocyclic Carbene Ligands as Catalysts for the Transfer Hydrogenation of Ketones. *Inorg. Chem. Commun.* **2013**, *37*, 138-143. (b) Deb, B.; Sarmah, P. P.; Dutta, D. K., Synthesis of Dicarboxylruthenium(II) Complexes of Functionalized P,S-Chelating Diphosphane Ligands and Their Catalytic Transfer Hydrogenation. *Eur. J. Inorg. Chem.* **2010**, 1710-1716. (c) Deb, B.; Borah, B. J.; Sarmah, B. J.; Das, B.; Dutta, D. K., Dicarboxylruthenium(II) Complexes of Diphosphane Ligands and Their Catalytic Activity. *Inorg. Chem. Comm.* **2009**, *12*, 868-871.

(31) Musa, S.; Fronton, S.; Vaccaro, L.; Gelman, D., Bifunctional Ruthenium(II) PCP Pincer Complexes and Their Catalytic Activity in Acceptorless Dehydrogenative Reactions. *Organometallics* **2013**, *92*, 3069-3073.

(32) (a) Johnson, T. C.; Totty, W. G.; Wills, M., Application of Ruthenium Complexes of Triazole-Containing Tridentate Ligands to Asymmetric Transfer Hydrogenation of Ketones. *Org. Lett.* **2012**, *14*, 5230-5233. (b) Zhang, H.; Yang, C. -B.; Li, Y. -Y.; Donga, Z. -R.; Gao, J. -X.; Nakamura, H.; Murata, K.; Ikariya, T., Highly Efficient Chiral Metal Cluster Systems Derived from Ru<sub>3</sub>(CO)<sub>12</sub> and Chiral Diiminodiphosphines for the Asymmetric Transfer Hydrogenation of Ketones. *Chem. Commun.* **2003**, 142-143.

(33) (a) Hieber, W.; Becker, E., Über Eisentetracarbonyl und Sein Chemisches Verhalten. *Chem. Ber.* **1930**, *63*, 1405-1417. (b) Hill, A. F., "Simple" Carbonyls of Ruthenium: New Avenues from the Hieber Base Reaction. *Angew. Chem. Int. Ed.* **2000**, *39*, 130-133.

(34) Anderson, P. A.; Deacon, G. B.; Haarmann, K. H.; Keene, F. R.; Meyer, T. J.; Reitsma, D. A.; Skelton, B. W.; Strouse, G. F.; Thomas, N. C.; Tradway, J. A.; White, A. H., Designed Synthesis of Mononuclear Tris(heteroleptic) Ruthenium Complexes Containing Bidentate Polypyridyl Ligands. *Inorg. Chem.* **1995**, *34*, 6145-6157.

- 
- (35) (a) Nakamoto, K. *Infrared and Raman Spectra of Inorganic and Coordination Compounds*; 3rd ed.; John Wiley, New York, 1978. (b) Nakanishi, K.; Solomon, P. H., *Infrared Absorption Spectroscopy*, Holden-Day Inc., Sydney, 1977.
- (36) Baratta, W.; Mealli, C.; Herdtweck, E.; Ienco, A.; Mason, S. A.; Rigo, P., Nonclassical vs Classical Metal···H<sub>3</sub>C–C Interactions: Accurate Characterization of a 14-Electron Ruthenium(II) System by Neutron Diffraction, Database Analysis, Solution Dynamics, and DFT Studies. *J. Am. Chem. Soc.* **2004**, *126*, 5549-5562.
- (37) Xia, Y. Q.; Tang, Y. Y.; Liang, Z. M.; Yu, C. B.; Zhou, X. G.; Li, R. X.; Li, X. J., Asymmetric Hydrogenations of Ketones Catalyzed by Ru-Achiral Phosphine-Enantiopure Diamine Complexes. *J. Mol. Catal. A-Chem.* **2005**, *240*, 132-138.
- (38) Mikami, K.; Korenaga, T.; Terada, M.; Ohkuma, T.; Pham, T.; Noyori, R., Conformationally Flexible Biphenyl-phosphane Ligands for Ru-Catalyzed Enantioselective Hydrogenation. *Angew. Chem. Int. Ed.* **1999**, *38*, 495-497.
- (39) Le Page, M. D.; James, B. R., Nickel Bromide as a Hydrogen Transfer Catalyst. *Chem. Commun.* **2000**, 1647-1648.
- (40) Adkins, H.; Eloffson, R. M.; Rossow, A. G.; Robinson, C. C., The Oxidation Potentials of Aldehydes and Ketones. *J. Am. Chem. Soc.* **1949**, *71*, 3622-3629.
- (41) (a) Wiedner, E. S.; Chambers, M. B.; Pitman, C. L.; Bullock, R. M.; Miller, A. J. M.; Appe, A. M., Thermodynamic Hydricity of Transition Metal Hydrides. *Chem. Rev.* **2016**, *116*, 8655-8692. (b) Espinet, P.; Albéniz, A. C., 1,2-Insertion and  $\beta$ -Elimination. In *Fundamentals of Molecular Catalysis, Current Methods in Inorganic Chemistry, Vol. 3*; Kurosawa, H.; Yamamoto, A. Eds.; Elsevier, Amsterdam, 2003, p. 328.
- (42) (a) Matsumura, K.; Arai, N.; Hori, K.; Saito, T.; Sayo, N.; Ohkuma, T., Chiral Ruthenabicyclic Complexes: Precatalysts for Rapid, Enantioselective, and Wide-Scope Hydrogenation of Ketones. *J. Am. Chem. Soc.* **2011**, *133*, 10696-10699. (b) Sandoval, C. A.; Ohkuma, T.; Muniz, K.; Noyori, R., Mechanism of Asymmetric Hydrogenation of Ketones Catalyzed by BINAP/1,2-Diamine-Ruthenium(II) Complexes. *J. Am. Chem. Soc.* **2003**, *125*, 13490-13503.
- (43) Baratta, W.; Baldino, S.; Calhorda, M. J.; Costa, P. J.; Esposito, G.; Herdtweck, E.; Magnolia, S.; Mealli, C.; Messaoudi, A.; Mason, S. A.; Veiros, L. F., CNN Pincer Ruthenium Catalysts for Hydrogenation and Transfer Hydrogenation of Ketones: Experimental and Computational Studies. *Chem. Eur. J.* **2014**, *20*, 13603-13617.
- (44) (a) Baratta, W.; Ballico, M.; Esposito, G.; Rigo, P., Role of the NH<sub>2</sub> Functionality and Solvent in Terdentate CNN Alkoxide Ruthenium Complexes for the Fast Transfer Hydrogenation of Ketones in 2-Propanol. *Chem. Eur. J.* **2008**, *14*, 5588-5595. (b) Baratta, W.; Siega, K.; Rigo, P., Catalytic

---

Transfer Hydrogenation with Terdentate CNN Ruthenium Complexes: The Influence of the Base. *Chem. Eur. J.* **2007**, *13*, 7479-7486. (c) Abdur-Rashid, K.; Clapham, S. E.; Hadzovic, A.; Harvey, J. N.; Lough, A. J.; Morris, R. H., Mechanism of the Hydrogenation of Ketones Catalyzed by *trans*-Dihydrido(diamine)ruthenium(II) Complexes. *J. Am. Chem. Soc.* **2002**, *124*, 15104-15118. (d) Alonso, D. A.; Brandt, P.; Nordin, S. J. M.; Andersson, P. G., Ru(arene)(amino alcohol)-Catalyzed Transfer Hydrogenation of Ketones: Mechanism and Origin of Enantioselectivity. *J. Am. Chem. Soc.* **1999**, *121*, 9580-9588.

(45) (a) Dub, P. A.; Gordon, J. C., The Mechanism of Enantioselective Ketone Reduction with Noyori and Noyori-Ikariya Bifunctional Catalysts. *Dalton Trans.* **2016**, *45*, 6756-6781. (b) Dub, P. A.; Henson, N. J.; Martin, R. L.; Gordon, J. C., Unravelling the Mechanism of the Asymmetric Hydrogenation of Acetophenone by [RuX<sub>2</sub>(diphosphine)(1,2-diamine)] Catalysts. *J. Am. Chem. Soc.* **2014**, *136*, 3505-3521.

(46) (a) Sinha, A.; Ghatak, T.; Bera, J. K., Hydroxycarbonyl Complexes as Key Intermediates in the Base-Assisted Reduction of Ruthenium Carbonyls. *Dalton Trans.* **2010**, *39*, 11301-11313. (b) Trautman, R. J.; Gross, D. C.; Ford, P. C., Nucleophilic Activation of Coordinated Carbon Monoxide. 2. Reactions of the Mononuclear Complexes M(CO)<sub>5</sub> [M = Fe, Ru, or Os] with Hydroxide and with Methoxide. *J. Am. Chem. Soc.* **1985**, *107*, 2355-2362. (c) Gross, D. C.; Ford, P. C., Kinetics of Carbon Monoxide Activation: Reactions of Methoxide and of Hydroxide with Ruthenium and Iron Carbonyls. *Inorg. Chem.* **1982**, *21*, 1702-1704. (d) Suzuki, H.; Omori, H.; Moro-oka, Y., Synthesis, Isolation, and some Reactions of Hydroxycarbonyl- and Alkoxy carbonylruthenium Complexes. *J. Organomet. Chem.* **1987**, *327*, C47-C50. (e) Hieber, W.; Leutert, F., Über Metallcarbonyle. XII. Die Basenreaktion des Eisenpentacarbonyls und die Bildung des Eisencarbonylwasserstoffs. *Z. Anorg. Allg. Chem.* **1932**, *204*, 145-164.

(47) Faure, M.; Maurette, L.; Donnadiou, B.; Lavigne, G., Reactions of a Transient Carbonyl(Chloro)(Hydrido)Ruthenium(II) Complex with Ethylene, Alkynes, and CO; Chemistry of the New Anion [Ru<sub>2</sub>(CO)<sub>4</sub>Cl<sub>5</sub>]<sup>-</sup>. *Angew. Chem. Int. Ed.* **1999**, *38*, 518-522.

(48) Dzik, W. I.; Smits, J. M. M.; Reek, J. N. H.; de Bruin, B., Activation of Carbon Monoxide by (Me<sub>3</sub>tpa)Rh and (Me<sub>3</sub>tpa)Ir. *Organometallics* **2009**, *28*, 1631-1643.

(49) (a) Seravalli, J.; Ragsdale, S. W., <sup>13</sup>C NMR Characterization of an Exchange Reaction between CO and CO<sub>2</sub> Catalyzed by Carbon Monoxide Dehydrogenase. *Biochemistry* **2008**, *47*, 6770-6781. (b) Giacometti, G. M.; Giardina, B.; Brunori, M., Observations on CO Trout Hemoglobins by <sup>13</sup>C NMR. *FEBS Lett.* **1976**, *62*, 157-160.

(50) (a) Toledo, J. C.; Lima Neto, B. S.; Franco, D. W., Mutual Effects in the Chemical Properties of the Ruthenium Metal Center and Ancillary Ligands Upon Coordination. *Coord. Chem. Rev.* **2005**,

- 
- 249, 419-431. (b) Collman, J. P.; Hegedus, L. S.; Norton, J. R.; Finke, R. G., *Principles and Application of Organotransition Metal Chemistry*, University Science Books, Mill Valey, CA, 1987.
- (c) Appleton, T. G.; Clark, H. C.; Manzer, L. E., The *trans*-Influence: Its Measurement and Significance. *Coord. Chem. Rev.* **1973**, *10*, 335-422.
- (51) (a) Brak, K.; Jacobsen, E. N., Asymmetric Ion-Pairing Catalysis. *Angew. Chem. Int. Ed.* **2013**, *52*, 534-561. (b) Macchioni, A., Ion Pairing in Transition-Metal Organometallic Chemistry. *Chem. Rev.* **2005**, *105*, 2039-2073.
- (52) Goicoechea, J. M.; Mahon, M. F.; Whittlesey, M. K.; Anil Kumar, P. G.; Pregosin, P. S., Mononuclear and Dinuclear Complexes with a [Ru(<sup>t</sup>Bu<sub>2</sub>PCH<sub>2</sub>CH<sub>2</sub>P<sup>t</sup>Bu<sub>2</sub>)(CO)] Core. *Dalton Trans.* **2005**, 588-597.
- (53) Drouin, S. D.; Monfette, S.; Amoroso, D.; Yap, G. P. A.; Fogg, D. E., Simultaneous Observation of Doubly and Triply Chloride Bridged Isomers of an Electron-Rich Ruthenium Dimer: Role of Dimer Geometry in Determining Reactivity. *Organometallics* **2005**, *24*, 4721-4728.