

AperTO - Archivio Istituzionale Open Access dell'Università di Torino

Observation of $e^+e^- \rightarrow D^+D^{*0}K^-$ and study of the P-wave D_s mesons

This is the author's manuscript

Original Citation:

Availability:

This version is available <http://hdl.handle.net/2318/1707417.1> since 2019-07-25T13:21:13Z

Published version:

DOI:10.1088/1674-1137/43/3/031001

Terms of use:

Open Access

Anyone can freely access the full text of works made available as "Open Access". Works made available under a Creative Commons license can be used according to the terms and conditions of said license. Use of all other works requires consent of the right holder (author or publisher) if not exempted from copyright protection by the applicable law.

(Article begins on next page)

Observation of $e^+e^- \rightarrow D_s^+ \overline{D}^{(*)0} K^-$ and study of the P -wave D_s mesons

M. Ablikim(麦迪娜)¹, M. N. Achasov^{10,d}, S. Ahmed¹⁵, M. Albrecht⁴, M. Alekseev^{55A,55C}, A. Amoroso^{55A,55C}, F. F. An(安芬芬)¹, Q. An(安琪)^{42,52}, Y. Bai(白羽)⁴¹, O. Bakina²⁷, R. Baldini Ferroli^{23A}, Y. Ban(班勇)³⁵, K. Begzsuren²⁵, D. W. Bennett²², J. V. Bennett⁵, N. Berger²⁶, M. Bertani^{23A}, D. Bettoni^{24A}, F. Bianchi^{55A,55C}, I. Boyko²⁷, R. A. Briere⁵, H. Cai(蔡浩)⁵⁷, X. Cai(蔡啸)^{1,42}, A. Calcaterra^{23A}, G. F. Cao(曹国富)^{1,46}, S. A. Cetin^{45B}, J. Chai^{55C}, J. F. Chang(常劲帆)^{1,42}, W. L. Chang^{1,46}, G. Chelkov^{27,b,c}, G. Chen(陈刚)¹, H. S. Chen(陈和生)^{1,46}, J. C. Chen(陈江川)¹, M. L. Chen(陈玛丽)^{1,42}, S. J. Chen(陈申见)³³, Y. B. Chen(陈元柏)^{1,42}, W. S. Cheng(成伟帅)^{55C}, G. Cibinetto^{24A}, F. Cossio^{55C}, H. L. Dai(代洪亮)^{1,42}, J. P. Dai(代建平)^{37,h}, A. Dbeysy¹⁵, D. Dedovich²⁷, Z. Y. Deng(邓子艳)¹, A. Denig²⁶, I. Denysenko²⁷, M. Destefanis^{55A,55C}, F. De Mori^{55A,55C}, Y. Ding(丁勇)³¹, C. Dong(董超)³⁴, J. Dong(董静)^{1,42}, L. Y. Dong(董燎原)^{1,46}, M. Y. Dong(董明义)¹, Z. L. Dou(豆正磊)³³, S. X. Du(杜书先)⁶⁰, J. Z. Fan(范荆州)⁴⁴, J. Fang(方建)^{1,42}, S. S. Fang(房双世)^{1,46}, Y. Fang(方易)¹, R. Farinelli^{24A,24B}, L. Fava^{55B,55C}, F. Feldbauer⁴, G. Felici^{23A}, C. Q. Feng(封常青)^{42,52}, M. Fritsch⁴, C. D. Fu(傅成栋)¹, Y. Fu(付颖)¹, Q. Gao(高清)¹, X. L. Gao(高鑫磊)^{42,52}, Y. N. Gao(高原宁)⁴⁴, Y. G. Gao(高勇贵)⁶, Z. Gao(高榛)^{42,52}, B. Garillon²⁶, I. Garzia^{24A}, A. Gilman⁴⁹, K. Goetzen¹¹, L. Gong(龚丽)³⁴, W. X. Gong(龚文煜)^{1,42}, W. Gradl²⁶, M. Greco^{55A,55C}, L. M. Gu(谷立民)³³, M. H. Gu(顾皓)^{1,42}, S. Gu(顾珊)², Y. T. Gu(顾运斤)¹³, A. Q. Guo(郭爱强)¹, L. B. Guo(郭立波)³², R. P. Guo(郭如盼)^{1,46}, Y. P. Guo(郭玉萍)²⁶, A. Guskov²⁷, Z. Haddadi²⁹, S. Han(韩爽)⁵⁷, X. Q. Hao(郝喜庆)¹⁶, F. A. Harris⁴⁷, K. L. He(何康林)^{1,46}, F. H. Heinsius⁴, T. Held⁴, Y. K. Heng(衡月昆)¹, Z. L. Hou(侯治龙)¹, H. M. Hu(胡海明)^{1,46}, J. F. Hu(胡继峰)^{37,h}, T. Hu(胡涛)¹, Y. Hu(胡誉)¹, G. S. Huang(黄光顺)^{42,52}, J. S. Huang(黄金书)¹⁶, X. T. Huang(黄性涛)³⁶, X. Z. Huang(黄晓忠)³³, Z. L. Huang(黄智玲)³¹, N. Huesken⁵⁰, T. Hussain⁵⁴, W. Ikegami Andersson⁵⁶, W. Imoehl²², M. Irshad^{42,52}, Q. Ji(纪全)¹, Q. P. Ji(姬清平)¹⁶, X. B. Ji(季晓斌)^{1,46}, X. L. Ji(季筱璐)^{1,42}, H. L. Jiang(姜侯兵)³⁶, X. S. Jiang(江晓山)¹, X. Y. Jiang(蒋兴雨)³⁴, J. B. Jiao(焦健斌)³⁶, Z. Jiao(焦铮)¹⁸, D. P. Jin(金大鹏)¹, S. Jin(金山)³³, Y. Jin(金毅)⁴⁸, T. Johansson⁵⁶, N. Kalantar-Nayestanaki²⁹, X. S. Kang(康晓珅)³⁴, M. Kavatsyuk²⁹, B. C. Ke(柯百谦)¹, I. K. Keshk⁴, T. Khan^{42,52}, A. Khoukaz⁵⁰, P. Kiese²⁶, R. Kiuchi¹, R. Kliemt¹¹, L. Koch²⁸, O. B. Kolcu^{45B,f}, B. Kopf⁴, M. Kuemmel⁴, M. Kuessner⁴, A. Kupsc⁵⁶, M. Kurth¹, W. Kühn²⁸, J. S. Lange²⁸, P. Larin¹⁵, L. Lavezzi^{55C,1}, H. Leithoff²⁶, C. Li(李翠)⁵⁶, Cheng Li(李澄)^{42,52}, D. M. Li(李德民)⁶⁰, F. Li(李飞)^{1,42}, F. Y. Li(李峰云)³⁵, G. Li(李刚)¹, H. B. Li(李海波)^{1,46}, H. J. Li(李惠静)^{9,j}, J. C. Li(李家才)¹, J. W. Li(李井文)⁴⁰, Ke Li(李科)¹, L. K. Li(李龙科)¹, Lei Li(李蕾)³, P. L. Li(李佩莲)^{42,52}, P. R. Li(李培荣)³⁰, Q. Y. Li(李启云)³⁶, W. D. Li(李卫东)^{1,46}, W. G. Li(李卫国)¹, X. L. Li(李晓玲)³⁶, X. N. Li(李小小)^{1,42}, X. Q. Li(李学潜)³⁴, Z. B. Li(李志兵)⁴³, H. Liang(梁宏)^{42,52}, F. Y. Liang(梁勇飞)³⁹, Y. T. Liang(梁羽铁)²⁸, G. R. Liao(廖广睿)¹², L. Z. Liao(廖龙洲)^{1,46}, J. Libby²¹, C. X. Lin(林创新)⁴³, D. X. Lin(林德旭)¹⁵, B. Liu(刘冰)^{37,h}, B. J. Liu(刘北江)¹, C. X. Liu(刘春秀)¹, D. Liu(刘栋)^{42,52}, D. Y. Liu(刘殿宇)^{37,h}, F. H. Liu(刘福虎)³⁸, Fang Liu(刘芳)¹, Feng Liu(刘峰)⁶, H. B. Liu(刘宏邦)¹³, H. L. Liu(刘恒君)⁴¹, H. M. Liu(刘怀民)^{1,46}, Huanhuan Liu(刘欢欢)¹, Huihui Liu(刘慧慧)¹⁷, J. B. Liu(刘建北)^{42,52}, J. Y. Liu(刘晶译)^{1,46}, K. Y. Liu(刘魁勇)³¹, Kai Liu(刘凯)^{1,44}, Ke Liu(刘珂)⁶, Q. Liu(刘倩)⁴⁶, S. B. Liu(刘树彬)^{42,52}, X. Liu(刘翔)³⁰, Y. B. Liu(刘玉斌)³⁴, Z. A. Liu(刘振安)¹, Zhiqing Liu(刘智青)²⁶, Y. F. Long(龙云飞)³⁵, X. C. Lou(娄辛丑)¹, H. J. Lu(吕海江)¹⁸, J. D. Lu(陆嘉达)^{1,46}, J. G. Lu(吕军光)^{1,42}, Y. Lu(卢宇)¹, Y. P. Lu(卢云鹏)^{1,42}, C. L. Luo(罗成林)³², M. X. Luo(罗民兴)⁵⁹, P. W. Luo(罗朋威)⁴³, T. Luo(罗涛)^{9,j}, X. L. Luo(罗小兰)^{1,42}, S. Lusso^{55C}, X. R. Lyu(吕晓睿)⁴⁶, F. C. Ma(马凤才)³¹, H. L. Ma(马海龙)¹, L. L. Ma(马连良)³⁶, M. M. Ma(马明明)^{1,46}, Q. M. Ma(马秋梅)¹, X. N. Ma(马旭宁)³⁴, X. X. Ma(马新鑫)^{1,46}, X. Y. Ma(马晓妍)^{1,42}, Y. M. Ma(马玉明)³⁶, F. E. Maas¹⁵, M. Maggiora^{55A,55C}, S. Maldaner²⁶, Q. A. Malik⁵⁴, A. Mangoni^{23B}, Y. J. Mao(冒亚军)³⁵, Z. P. Mao(毛泽普)¹, S. Marcello^{55A,55C}, Z. X. Meng(孟召霞)⁴⁸, J. G. Messchendorp²⁹, G. Mezzadri^{24A}, J. Min(闵建)^{1,42}, T. J. Min(闵天觉)³³, R. E. Mitchell²², X. H. Mo(莫晓虎)¹, Y. J. Mo(莫玉杰)⁶, C. Morales Morales¹⁵, N. Yu. Muchnoi^{10,d}, H. Muramatsu⁴⁹, A. Mustafa⁴, S. Nakhoul^{11,g}, Y. Nefedov²⁷, F. Nerling^{11,g}, I. B. Nikolaev^{10,d}, Z. Ning(宁哲)^{1,42}, S. Nisar^{8,k}, S. L. Niu(牛顺利)^{1,42}, S. L. Olsen⁴⁶, Q. Ouyang(欧阳群)¹, S. Pacetti^{23B}, Y. Pan(潘越)^{42,52}, M. Papenbrock⁵⁶, P. Patteri^{23A}, M. Pelizaeus⁴, H. P. Peng(彭海平)^{42,52}, K. Peters^{11,g}, J. Pettersson⁵⁶, J. L. Ping(平加伦)³², R. G. Ping(平荣刚)^{1,46}, A. Pitka⁴, R. Poling⁴⁹, V. Prasad^{42,52}, M. Qi(祁鸣)³³, T. Y. Qi(齐天钰)², S. Qian(钱森)^{1,42}, C. F. Qiao(乔从丰)⁴⁶, N. Qin(覃拈)⁵⁷, X. S. Qin⁴, Z. H. Qin(秦中华)^{1,42}, J. F. Qiu(邱进发)¹, S. Q. Qu(屈三强)³⁴, K. H. Rashid^{154,i}, C. F. Redmer²⁶, M. Richter⁴, M. Ripka²⁶, A. Rivetti^{55C}, M. Rolo^{55C}, G. Rong(荣刚)^{1,46}, Ch. Rosner¹⁵, M. Rump⁵⁰, A. Sarantsev^{27,e}, M. Savrié^{24B}, K. Schoenning⁵⁶, W. Shan(单威)¹⁹, X. Y. Shan(单心钰)^{42,52}, M. Shao(邵明)^{42,52}, C. P. Shen(沈成平)², P. X. Shen(沈培迅)³⁴, X. Y. Shen(沈肖雁)^{1,46}, H. Y. Sheng(盛华义)¹, X. Shi(史欣)^{1,42}, J. J. Song(宋娇娇)³⁶, X. Y. Song(宋欣颖)¹, S. Sosio^{55A,55C}, C. Sowa⁴, S. Spataro^{55A,55C}, F. F. Sui(隋凤飞)³⁶, G. X. Sun(孙功星)¹, J. F. Sun(孙俊峰)¹⁶, L. Sun(孙亮)⁵⁷, S. S. Sun(孙胜森)^{1,46}, X. H. Sun(孙新华)¹, Y. J. Sun(孙勇杰)^{42,52}, Y. K. Sun(孙艳坤)^{42,52}, Y. Z. Sun(孙永昭)¹, Z. J. Sun(孙志嘉)^{1,42}, Z. T. Sun(孙振田)¹, Y. T. Tan(谭雅星)^{42,52}, C. J. Tang(唐昌建)³⁹, G. Y. Tang(唐光毅)¹, X. Tang(唐晓¹, M. Tiemens²⁹, B. Tsednee²⁵, I. Uman^{45D}, B. Wang(王斌)¹, B. L. Wang(王滨龙)⁴⁶, C. W. Wang(王成伟)³³, D. Y. Wang(王大勇)³⁵, H. H. Wang(王豪豪)³⁶, K. Wang(王科)^{1,42}, L. L. Wang(王亮亮)¹, L. S. Wang(王灵淑)¹, M. Wang(王萌)³⁶, Meng Wang(王蒙)^{1,46}, P. Wang(王平)¹, P. L. Wang(王佩良)¹, R. M. Wang(王茹敏)⁵⁸, W. P. Wang(王维平)^{42,52}, X. F. Wang(王雄飞)¹, Y. Wang(王越)^{42,52}, Y. F. Wang(王贻芳)¹, Z. Wang(王铮)^{1,42}, Z. G. Wang(王志刚)^{1,42}, Z. Y. Wang(王至勇)¹, Zongyuan Wang(王宗源)^{1,46}, T. Weber⁴, D. H. Wei(魏代会)¹², P. Weidenkaff²⁶, S. P. Wen(文硕频)¹, U. Wiedner⁴, M. Wolke⁵⁶, L. H. Wu(伍灵慧)¹, L. J. Wu(吴连近)^{1,46}, Z. Wu(吴智)^{1,42}, L. Xia(夏磊)^{42,52}, Y. Xia(夏宇)²⁰, Y. J. Xiao(肖言佳)^{1,46}, Z. J. Xiao(肖振军)³², Y. G. Xie(谢宇广)^{1,42}, Y. H. Xie(谢跃红)⁶, X. A. Xiong(熊习安)^{1,46}, Q. L. Xiu(修青磊)^{1,42}, G. F. Xu(许国发)¹, L. Xu(徐雷)¹, Q. J. Xu(徐庆君)¹⁴, W. Xu(许威)^{1,46}, X. P. Xu(徐新平)⁴⁰, F. Yan(严芳)⁵³, L. Yan(严亮)^{55A,55C}, W. B. Yan(颜文标)^{42,52},

W. C. Yan(闫文成)², Y. H. Yan(颜永红)²⁰, H. J. Yang(杨海军)^{37,h}, H. X. Yang(杨洪勋)¹, L. Yang(杨柳)⁵⁷, R. X. Yang^{42,52}, S. L. Yang(杨双莉)^{1,46}, Y. H. Yang(杨友华)³³, Y. X. Yang(杨永翔)¹², Yifan Yang(杨翊凡)^{1,46}, Z. Q. Yang(杨子倩)²⁰, M. Ye(叶梅)^{1,42}, M. H. Ye(叶铭汉)⁷, J. H. Yin(殷俊昊)¹, Z. Y. You(尤郑昀)⁴³, B. X. Yu(俞伯祥)¹, C. X. Yu(喻纯旭)³⁴, J. S. Yu(俞洁晟)²⁰, C. Z. Yuan(苑长征)^{1,46}, Y. Yuan(袁野)¹, A. Yuncu^{45B,a}, A. A. Zafar⁵⁴, Y. Zeng(曾云)²⁰, B. X. Zhang(张丙新)¹, B. Y. Zhang(张炳云)^{1,42}, C. C. Zhang(张长春)¹, D. H. Zhang(张达华)¹, H. H. Zhang(张宏浩)⁴³, H. Y. Zhang(章红宇)^{1,42}, J. Zhang(张晋)^{1,46}, J. L. Zhang(张杰磊)⁵⁸, J. Q. Zhang⁴, J. W. Zhang(张家文)¹, J. Y. Zhang(张建勇)¹, J. Z. Zhang(张景芝)^{1,46}, K. Zhang(张坤)^{1,46}, L. Zhang(张磊)⁴⁴, S. F. Zhang(张思凡)³³, T. J. Zhang(张天骄)^{37,h}, X. Y. Zhang(张学尧)³⁶, Y. Zhang(张言)^{42,52}, Y. H. Zhang(张银鸿)^{1,42}, Y. T. Zhang(张亚腾)^{42,52}, Yang Zhang(张洋)¹, Yao Zhang(张瑶)¹, Yu Zhang(张宇)⁴⁶, Z. H. Zhang(张正好)⁶, Z. P. Zhang(张子平)⁵², Z. Y. Zhang(张振宇)⁵⁷, G. Zhao(赵光)¹, J. W. Zhao(赵京伟)^{1,42}, J. Y. Zhao(赵静宜)^{1,46}, J. Z. Zhao(赵京周)^{1,42}, Lei Zhao(赵雷)^{42,52}, Ling Zhao(赵玲)¹, M. G. Zhao(赵明刚)³⁴, Q. Zhao(赵强)¹, S. J. Zhao(赵书俊)⁶⁰, T. C. Zhao(赵天池)¹, Y. B. Zhao(赵豫斌)^{1,42}, Z. G. Zhao(赵政园)^{42,52}, A. Zhemchugov^{27,b}, B. Zheng(郑波)⁵³, J. P. Zheng(郑建平)^{1,42}, Y. H. Zheng(郑阳恒)⁴⁶, B. Zhong(钟彬)³², L. Zhou(周莉)^{1,42}, Q. Zhou(周巧)^{1,46}, X. Zhou(周详)⁵⁷, X. K. Zhou(周晓康)^{42,52}, X. R. Zhou(周小蓉)^{42,52}, Xiaoyu Zhou(周晓宇)²⁰, Xu Zhou(周旭)²⁰, A. N. Zhu(朱傲男)^{1,46}, J. Zhu(朱江)³⁴, J. Zhu(朱江)⁴³, K. Zhu(朱凯)¹, K. J. Zhu(朱科军)¹, S. H. Zhu(朱世海)⁵¹, X. L. Zhu(朱相雷)⁴⁴, Y. C. Zhu(朱莹春)^{42,52}, Y. S. Zhu(朱永生)^{1,46}, Z. A. Zhu(朱自安)^{1,46}, J. Zhuang(庄建)^{1,42}, B. S. Zou(邹冰松)¹, J. H. Zou(邹佳恒)¹

(BESIII Collaboration)

¹ Institute of High Energy Physics, Beijing 100049, People's Republic of China

² Beihang University, Beijing 100191, People's Republic of China

³ Beijing Institute of Petrochemical Technology, Beijing 102617, People's Republic of China

⁴ Bochum Ruhr-University, D-44780 Bochum, Germany

⁵ Carnegie Mellon University, Pittsburgh, Pennsylvania 15213, USA

⁶ Central China Normal University, Wuhan 430079, People's Republic of China

⁷ China Center of Advanced Science and Technology, Beijing 100190, People's Republic of China

⁸ COMSATS University Islamabad, Lahore Campus, Defence Road, Off Raiwind Road, 54000 Lahore, Pakistan

⁹ Fudan University, Shanghai 200443, People's Republic of China

¹⁰ G.I. Budker Institute of Nuclear Physics SB RAS (BINP), Novosibirsk 630090, Russia

¹¹ GSI Helmholtzcentre for Heavy Ion Research GmbH, D-64291 Darmstadt, Germany

¹² Guangxi Normal University, Guilin 541004, People's Republic of China

¹³ Guangxi University, Nanning 530004, People's Republic of China

¹⁴ Hangzhou Normal University, Hangzhou 310036, People's Republic of China

¹⁵ Helmholtz Institute Mainz, Johann-Joachim-Becher-Weg 45, D-55099 Mainz, Germany

¹⁶ Henan Normal University, Xinxiang 453007, People's Republic of China

¹⁷ Henan University of Science and Technology, Luoyang 471003, People's Republic of China

¹⁸ Huangshan College, Huangshan 245000, People's Republic of China

¹⁹ Hunan Normal University, Changsha 410081, People's Republic of China

²⁰ Hunan University, Changsha 410082, People's Republic of China

²¹ Indian Institute of Technology Madras, Chennai 600036, India

²² Indiana University, Bloomington, Indiana 47405, USA

²³ (A)INFN Laboratori Nazionali di Frascati, I-00044, Frascati, Italy; (B)INFN and University of Perugia, I-06100, Perugia, Italy

²⁴ (A)INFN Sezione di Ferrara, I-44122, Ferrara, Italy; (B)University of Ferrara, I-44122, Ferrara, Italy

²⁵ Institute of Physics and Technology, Peace Ave. 54B, Ulaanbaatar 13330, Mongolia

²⁶ Johannes Gutenberg University of Mainz, Johann-Joachim-Becher-Weg 45, D-55099 Mainz, Germany

²⁷ Joint Institute for Nuclear Research, 141980 Dubna, Moscow region, Russia

²⁸ Justus-Liebig-Universitaet Giessen, II. Physikalisches Institut, Heinrich-Buff-Ring 16, D-35392 Giessen, Germany

²⁹ KVI-CART, University of Groningen, NL-9747 AA Groningen, The Netherlands

³⁰ Lanzhou University, Lanzhou 730000, People's Republic of China

³¹ Liaoning University, Shenyang 110036, People's Republic of China

³² Nanjing Normal University, Nanjing 210023, People's Republic of China

³³ Nanjing University, Nanjing 210093, People's Republic of China

³⁴ Nankai University, Tianjin 300071, People's Republic of China

³⁵ Peking University, Beijing 100871, People's Republic of China

³⁶ Shandong University, Jinan 250100, People's Republic of China

³⁷ Shanghai Jiao Tong University, Shanghai 200240, People's Republic of China

³⁸ Shanxi University, Taiyuan 030006, People's Republic of China

³⁹ Sichuan University, Chengdu 610064, People's Republic of China

⁴⁰ Soochow University, Suzhou 215006, People's Republic of China

⁴¹ Southeast University, Nanjing 211100, People's Republic of China

⁴² State Key Laboratory of Particle Detection and Electronics, Beijing 100049, Hefei 230026, People's Republic of China

⁴³ Sun Yat-Sen University, Guangzhou 510275, People's Republic of China

- ⁴⁴ Tsinghua University, Beijing 100084, People's Republic of China
- ⁴⁵ (A)Ankara University, 06100 Tandogan, Ankara, Turkey; (B)Istanbul Bilgi University, 34060 Eyup, Istanbul, Turkey; (C)Uludag University, 16059 Bursa, Turkey; (D)Near East University, Nicosia, North Cyprus, Mersin 10, Turkey
- ⁴⁶ University of Chinese Academy of Sciences, Beijing 100049, People's Republic of China
- ⁴⁷ University of Hawaii, Honolulu, Hawaii 96822, USA
- ⁴⁸ University of Jinan, Jinan 250022, People's Republic of China
- ⁴⁹ University of Minnesota, Minneapolis, Minnesota 55455, USA
- ⁵⁰ University of Muenster, Wilhelm-Klemm-Str. 9, 48149 Muenster, Germany
- ⁵¹ University of Science and Technology Liaoning, Anshan 114051, People's Republic of China
- ⁵² University of Science and Technology of China, Hefei 230026, People's Republic of China
- ⁵³ University of South China, Hengyang 421001, People's Republic of China
- ⁵⁴ University of the Punjab, Lahore-54590, Pakistan
- ⁵⁵ (A)University of Turin, I-10125, Turin, Italy; (B)University of Eastern Piedmont, I-15121, Alessandria, Italy; (C)INFN, I-10125, Turin, Italy
- ⁵⁶ Uppsala University, Box 516, SE-75120 Uppsala, Sweden
- ⁵⁷ Wuhan University, Wuhan 430072, People's Republic of China
- ⁵⁸ Xinyang Normal University, Xinyang 464000, People's Republic of China
- ⁵⁹ Zhejiang University, Hangzhou 310027, People's Republic of China
- ⁶⁰ Zhengzhou University, Zhengzhou 450001, People's Republic of China
- ^a Also at Bogazici University, 34342 Istanbul, Turkey
- ^b Also at the Moscow Institute of Physics and Technology, Moscow 141700, Russia
- ^c Also at the Functional Electronics Laboratory, Tomsk State University, Tomsk, 634050, Russia
- ^d Also at the Novosibirsk State University, Novosibirsk, 630090, Russia
- ^e Also at the NRC "Kurchatov Institute", PNPI, 188300, Gatchina, Russia
- ^f Also at Istanbul Arel University, 34295 Istanbul, Turkey
- ^g Also at Goethe University Frankfurt, 60323 Frankfurt am Main, Germany
- ^h Also at Key Laboratory for Particle Physics, Astrophysics and Cosmology, Ministry of Education; Shanghai Key Laboratory for Particle Physics and Cosmology; Institute of Nuclear and Particle Physics, Shanghai 200240, People's Republic of China
- ⁱ Also at Government College Women University, Sialkot - 51310. Punjab, Pakistan.
- ^j Also at Key Laboratory of Nuclear Physics and Ion-beam Application (MOE) and Institute of Modern Physics, Fudan University, Shanghai 200443, People's Republic of China
- ^k Also at Harvard University, Department of Physics, Cambridge, MA, 02138, USA

Abstract: Studies of $e^+e^- \rightarrow D_s^+ \overline{D}^{(*)0} K^-$ and the P -wave charmed-strange mesons are performed based on an e^+e^- collision data sample corresponding to an integrated luminosity of 567 pb^{-1} collected with the BESIII detector at $\sqrt{s} = 4.600 \text{ GeV}$. The processes of $e^+e^- \rightarrow D_s^+ \overline{D}^{*0} K^-$ and $D_s^+ \overline{D}^0 K^-$ are observed for the first time and are found to be dominated by the modes $D_s^+ D_{s1}(2536)^-$ and $D_s^+ D_{s2}^*(2573)^-$, respectively. The Born cross sections are measured to be $\sigma^B(e^+e^- \rightarrow D_s^+ \overline{D}^{*0} K^-) = (10.1 \pm 2.3 \pm 0.8) \text{ pb}$ and $\sigma^B(e^+e^- \rightarrow D_s^+ \overline{D}^0 K^-) = (19.4 \pm 2.3 \pm 1.6) \text{ pb}$, and the products of Born cross section and the decay branching fraction are measured to be $\sigma^B(e^+e^- \rightarrow D_s^+ D_{s1}(2536)^- + c.c.) \cdot \mathcal{B}(D_{s1}(2536)^- \rightarrow \overline{D}^{*0} K^-) = (7.5 \pm 1.8 \pm 0.7) \text{ pb}$ and $\sigma^B(e^+e^- \rightarrow D_s^+ D_{s2}^*(2573)^- + c.c.) \cdot \mathcal{B}(D_{s2}^*(2573)^- \rightarrow \overline{D}^0 K^-) = (19.7 \pm 2.9 \pm 2.0) \text{ pb}$. For the $D_{s1}(2536)^-$ and $D_{s2}^*(2573)^-$ mesons, the masses and widths are measured to be $M(D_{s1}(2536)^-) = (2537.7 \pm 0.5 \pm 3.1) \text{ MeV}/c^2$, $\Gamma(D_{s1}(2536)^-) = (1.7 \pm 1.2 \pm 0.6) \text{ MeV}$, and $M(D_{s2}^*(2573)^-) = (2570.7 \pm 2.0 \pm 1.7) \text{ MeV}/c^2$, $\Gamma(D_{s2}^*(2573)^-) = (17.2 \pm 3.6 \pm 1.1) \text{ MeV}$. The spin-parity of the $D_{s2}^*(2573)^-$ meson is determined to be $J^P = 2^+$. In addition, the process $e^+e^- \rightarrow D_s^+ \overline{D}^{(*)0} K^-$ are searched for using the data samples taken at four (two) center-of-mass energies between 4.416 (4.527) and 4.575 GeV, and upper limits at the 90% confidence level on the cross sections are determined.

Key words: cross section, P -wave D_s mesons, resonance parameters, spin-parity, BESIII

PACS: 14.40 Lb, 13.66 Bc

1 Introduction

Although the Heavy Quark Effective Theory (HQET) [1–4] has achieved great success in the past decades in explaining and predicting the spectrum of charmed-strange mesons (D_s), there still exist discrepancies between the the-

oretical predictions and experimental measurements, especially for the P -wave excited states. The unexpectedly low masses of $D_{s0}^*(2317)^-$ and $D_{s1}(2460)^-$ stimulated theoretical and experimental interest not only in them, but also in the other two P -wave charmed-strange states, $D_{s1}(2536)^-$ and $D_{s2}(2573)^-$. The resonance parameters of the $D_{s1}(2536)^-$

and $D_{s_2}^*(2573)^-$ mesons need more experimentally independent measurements [5]. In particular, the latest result on the $D_{s_2}^*(2573)^-$ mass from LHCb [6, 7] deviates from the other measurements [8–10] significantly, and therefore, the world average fit gives a bad quality $\chi^2/ndf = 17.1/4$ [5], where ndf is the number of degrees of freedom. In addition, the quantum numbers spin and parity (J^P) of the $D_{s_2}^*(2573)^-$ meson have been determined to be $J^P = 2^+$ only recently with a partial wave analysis carried out by LHCb [11], and more confirmation is needed.

In recent years, measurements of the exclusive cross sections for e^+e^- annihilation into charmed or charmed-strange mesons above the open charm threshold have attracted great interest. First, the charmonium states above the open charm threshold (ψ states) still lack of adequate experimental measurements and theoretical explanations. The latest parameter values of these ψ resonances are given by BES [12] from a fit to the total cross section of hadron production in e^+e^- annihilation. However, model predictions for ψ decays into two-body final states were used, hence the values of the resonance parameters remain model-dependent. Studies of the exclusive e^+e^- cross sections would help to measure the parameters of the ψ states model-independently. Second, many additional Y states with $J^P = 1^{--}$ lying above the open charm threshold have been discovered recently [13–17]. Exclusive cross section measurements will provide important information in explaining these states. Measurements of e^+e^- cross sections for the $D_{(s)}^*(\bar{D}_{(s)}^*)$ final states were performed by Belle [18–23], BABAR [24–26], and CLEO [27], only with low-lying charmed or charmed-strange mesons in the final states. Up to now, only the $D\bar{D}_2^*(2460)$ final states in e^+e^- annihilation have been observed by Belle [32], others with higher excited charmed or charmed-strange mesons have not yet been observed. In addition, the cross sections of $e^+e^- \rightarrow D\bar{D}^{(*)}\pi$ have also been measured by CLEO [27] and BESIII [28–31]. However, a search for final states with strange flavor, $e^+e^- \rightarrow D_s^+\bar{D}^{(*)0}K^-$, has not been performed before.

Using e^+e^- collision data corresponding to an integrated luminosity of 567 pb^{-1} [33] collected at a center-of-mass energy of $\sqrt{s} = 4.600 \text{ GeV}$ with the BESIII detector operating at the Beijing Electron-Positron Collider (BEPCII), we observe the processes $e^+e^- \rightarrow D_s^+\bar{D}^{*0}K^-$ and $e^+e^- \rightarrow D_s^+\bar{D}^0K^-$, which are found to be dominated by $D_s^+D_{s1}(2536)^-$ and $D_s^+D_{s2}^*(2573)^-$, respectively. For the observed $D_{s1}(2536)^-$ and $D_{s2}^*(2573)^-$ mesons, we present the resonance parameters and determine the spin and parity of $D_{s2}^*(2573)^-$. In addition, the processes $e^+e^- \rightarrow D_s^+\bar{D}^{(*)0}K^-$ are searched for using the data samples taken at four (two) center-of-mass energies between 4.416 (4.527) and 4.575 GeV, and upper limits at 90% confidence level on the cross sections are determined. Throughout the paper, the charge conjugate processes are implied to be included, unless explicitly stated otherwise.

2 BESIII Detector and Monte Carlo Simulation

The BESIII detector is a magnetic spectrometer [35] located at the Beijing Electron Positron Collider (BEPCII) [36]. The cylindrical core of the BESIII detector consists of a helium-based multilayer drift chamber (MDC), a plastic scintillator time-of-flight system (TOF), and a CsI(Tl) electromagnetic calorimeter (EMC), which are all enclosed in a superconducting solenoidal magnet providing a 1.0 T magnetic field. The solenoid is supported by an octagonal flux-return yoke with resistive plate counter muon identifier modules interleaved with steel. The acceptance for charged particles and photons is 93% over 4π solid angle. The charged-particle momentum resolution at 1 GeV/c is 0.5%, and the specific energy loss (dE/dx) resolution is 6% for electrons from Bhabha scattering. The EMC measures photon energies with a resolution of 2.5% (5%) at 1 GeV in the barrel (end cap) region. The time resolution of the TOF barrel part is 68 ps, while that of the end cap part is 110 ps.

Simulated data samples are produced with the GEANT4-based [37] Monte Carlo (MC) package which includes the geometric description of the BESIII detector and the detector response. They are used to determine the detection efficiency and to estimate the backgrounds. The simulation includes the beam energy spread and effects of initial state radiation (ISR) in the e^+e^- annihilations modeled with the generator KKMC [38]. The inclusive MC samples consist of the production of open charm processes, the ISR production of vector charmonium(-like) states, and the continuum processes incorporated in KKMC [38]. The known decay modes are model-led with EVTGEN [39] using branching fractions taken from the Particle Data Group [5], and the remaining unknown decays from the charmonium states with LUNDCHARM [40]. Final state radiation (FSR) from charged final state particles is simulated with the PHOTOS package [41]. The intermediate states in the $D_s^+ \rightarrow K^+K^-\pi^+$ decay are considered in the simulation [42]. In the measurements of $D_{s1}(2536)^-$ and $D_{s2}^*(2573)^-$ resonance parameters, the angular distributions are taken into account in the generation of signal MC samples. For the signal process of $e^+e^- \rightarrow D_s^+D_{s1}(2536)^-, D_{s1}(2536)^- \rightarrow \bar{D}^{*0}K^-$, the spin-parity of the $D_{s1}(2536)^-$ meson is assumed to be 1^+ . To determine the spin-parity of $D_{s2}^*(2573)^-$, efficiencies were obtained from the two MC samples, which assume the spin-parity as 1^- or 2^+ . The MC sample with spin-parity 2^+ is used in the measurement of the $D_{s2}^*(2573)^-$ resonance parameters.

3 Basic event selections

To identify the final state $D_s^+\bar{D}^{(*)0}K^-$, a partial reconstruction method is adopted, in which we detect the K^- and reconstruct D_s^+ candidates through the $D_s^+ \rightarrow K^+K^-\pi^+$ decay. The remaining $\bar{D}^{(*)0}$ meson is identified with the mass

recoiling against the reconstructed $K^-D_s^+$ system.

For each of the four reconstructed charged tracks, the polar angle in the MDC must satisfy $|\cos\theta| < 0.93$, and the distance of the closest approach from the e^+e^- interaction point to the reconstructed track is required to be within 10 cm in the beam direction and within 1 cm in the plane perpendicular to the beam direction. The ionization energy loss dE/dx measured in the MDC and the time of flight measured by the TOF are used to perform the particle identification (PID). Pion candidates are required to satisfy $\text{prob}(\pi) > \text{prob}(K)$, where $\text{prob}(\pi)$ and $\text{prob}(K)$ are the PID confidence levels for a track to be a pion and kaon, respectively. Kaon candidates are identified by requiring $\text{prob}(K) > \text{prob}(\pi)$.

The D_s^+ meson candidates are reconstructed from two kaons with opposite charge and one charged pion. To satisfy strangeness and charge conservation, each D_s^+ candidate must be accompanied by a negatively charged kaon. For the D_s^+ candidates, the distributions of the reconstructed masses $M(K^+K^-)$ versus $M(K^-\pi^+)$ and $M(K^-K^+\pi^+)$ are shown in Figs. 1(a) and (b), respectively. The two dominant sub-resonant decays, *i.e.*, a horizontal band for the process $D_s^+ \rightarrow \phi\pi^+$ and a vertical band for the process $D_s^+ \rightarrow K^+\bar{K}^*(892)^0$ are clearly visible. To improve the signal significance in Fig. 1(b), only the D_s^+ candidates which satisfy $M(K^+K^-) < 1.05 \text{ GeV}/c^2$ (region A) or $0.863 < M(K^-\pi^+) < 0.930 \text{ GeV}/c^2$ (region B) are retained. The corresponding $M(K^-K^+\pi^+)$ distributions for events in region A+B and A are plotted in Figs. 1(c) and (d), respectively, showing improved signal significance. The final D_s^+ candidates must have a reconstructed mass $M(K^-K^+\pi^+)$ in the region (1.955, 1.980) GeV/c^2 .

In this analysis, the resolution of the recoiling mass is improved by using the variables $RQ(K^-D_s^+) \equiv RM(K^-D_s^+) + M(D_s^+) - m(D_s^+)$ and $RQ(D_s^+) \equiv RM(D_s^+) + M(D_s^+) - m(D_s^+)$. Here, $RM(D_s^+)$ and $RM(K^-D_s^+)$ are the reconstructed recoiling masses against the D_s^+ and $K^-D_s^+$ system, respectively, and $m(D_s^+)$ is the nominal D_s^+ mass taken from the world average [5].

4 Studies of data at 4.600 GeV

4.1 Cross section of $e^+e^- \rightarrow D_s^+\bar{D}^{(*)0}K^-$

To reject the backgrounds from Λ_c^+ decays in the measurement of the cross section of $e^+e^- \rightarrow D_s^+\bar{D}^{(*)0}K^-$, we further demand that $RQ(D_s^+) < 2.59 \text{ GeV}/c^2$. Figure 2 presents evident peaks in the distribution of $RQ(K^-D_s^+)$ around the signal positions of \bar{D}^{*0} and \bar{D}^0 , which correspond to the processes $e^+e^- \rightarrow D_s^+\bar{D}^{*0}K^-$ and $D_s^+\bar{D}^0K^-$, respectively.

To determine the signal yields of the processes $e^+e^- \rightarrow D_s^+\bar{D}^{(*)0}K^-$ at 4.600 GeV, an unbinned maximum likelihood fit is performed to the $RQ(K^-D_s^+)$ spectrum as shown in Fig. 2. The signal peaks are described by the MC-determined signal shapes and the background shapes are taken as ARGUS functions [50]. In the fit to data, the endpoint of the

background shape is fixed at the value obtained from a fit of an ARGUS function to the $RQ(K^-D_s^+)$ spectrum in the background MC sample. The Born cross section is calculated as

$$\sigma^B = \frac{N_{\text{obs}}}{\mathcal{L}(1+\delta)\frac{1}{|1-\Pi|^2}\mathcal{B}\epsilon}, \quad (1)$$

where N_{obs} is the number of the observed signal candidates, \mathcal{L} is the integrated luminosity, ϵ is the detection efficiency determined from MC simulations, $(1+\delta)$ is the radiative correction factor [47], $\frac{1}{|1-\Pi|^2}$ is the vacuum polarization factor [48], and \mathcal{B} is branching fraction of $D_s^+ \rightarrow K^+K^-\pi^+$. The detection efficiencies are estimated based on MC simulations, assuming the two body final states of $D_s^+D_{s1}(2536)^-$ and $D_s^+D_{s2}^*(2573)^-$ dominate the decays to $D_s^+\bar{D}^{(*)0}K^-$ according to the studies in Secs. 4.2 and 4.3. The numerical results are given in Table 1.

4.2 Studies on the $D_{s1}(2536)^-$

For the candidates surviving the basic event selections, we further select the signal candidates for $e^+e^- \rightarrow D_s^+\bar{D}^{*0}K^-$ by requiring $1.993 < RQ(K^-D_s^+) < 2.024 \text{ GeV}/c^2$, as shown in Fig. 3(a). The $RQ(D_s^+)$ distribution of the remaining events is displayed in Fig. 4(a), where a clear $D_{s1}(2536)^-$ signal peak near the nominal $D_{s1}(2536)^-$ mass is visible. An unbinned maximum likelihood fit is performed to the distribution, where the signal shape is taken as a sum of the efficiency-weighted D -wave and S -wave Breit-Wigner function convolved with the detector resolution function, $[\mathcal{E} \cdot (f \cdot BW_S + (1-f) \cdot BW_D)] \otimes \mathcal{R}$. Here, the resolution function \mathcal{R} (plotted in Fig. 4(c)) and the efficiency \mathcal{E} (plotted in Fig. 4(b)) are determined from MC simulations, and f is the fraction of the S -wave Breit-Wigner function. The S -wave and D -wave Breit-Wigner functions are $BW_S = \frac{1}{(RQ^2 - m^2)^2 + m^2\Gamma^2} \cdot p \cdot q$, and $BW_D = \frac{1}{(RQ^2 - m^2)^2 + m^2\Gamma^2} \cdot p^5 \cdot q$, respectively, where m and Γ are the mass and width of the $D_{s1}(2536)^-$ to be determined and $p(q)$ is the momentum of $K^-(D_s^+)$ in the rest frame of $K^-\bar{D}^{*0}(e^+e^-)$ system. The backgrounds are described with a first-order polynomial function. The parameter f is fixed to 0.72 [46], while the other parameters are determined in the fit.

In this fit, the number of signal candidates is estimated to be $24.0 \pm 5.7(\text{stat})$. The mass and width of the $D_{s1}(2536)^-$ are measured to be $(2537.7 \pm 0.5(\text{stat}) \pm 3.1(\text{syst})) \text{ MeV}/c^2$, and $(1.7 \pm 1.2(\text{stat}) \pm 0.6(\text{syst})) \text{ MeV}$, respectively. The branching fraction weighted Born cross section is determined to be $\sigma^B(e^+e^- \rightarrow D_s^+D_{s1}(2536)^- + c.c.) \cdot \mathcal{B}(D_{s1}(2536)^- \rightarrow \bar{D}^{*0}K^-) = (7.5 \pm 1.8 \pm 0.7) \text{ pb}$. The relevant systematic uncertainties are discussed later and summarized in Table 3.

4.3 Studies on the $D_{s2}^*(2573)^-$

To study the $D_{s2}^*(2573)^-$ properties, we select the signal candidates of the process $e^+e^- \rightarrow D_s^+\bar{D}^0K^-$ by requiring $RQ(K^-D_s^+)$ in the \bar{D}^0 signal region of (1.850, 1.880) GeV/c^2 , as shown in Fig. 3(b). To reject back-

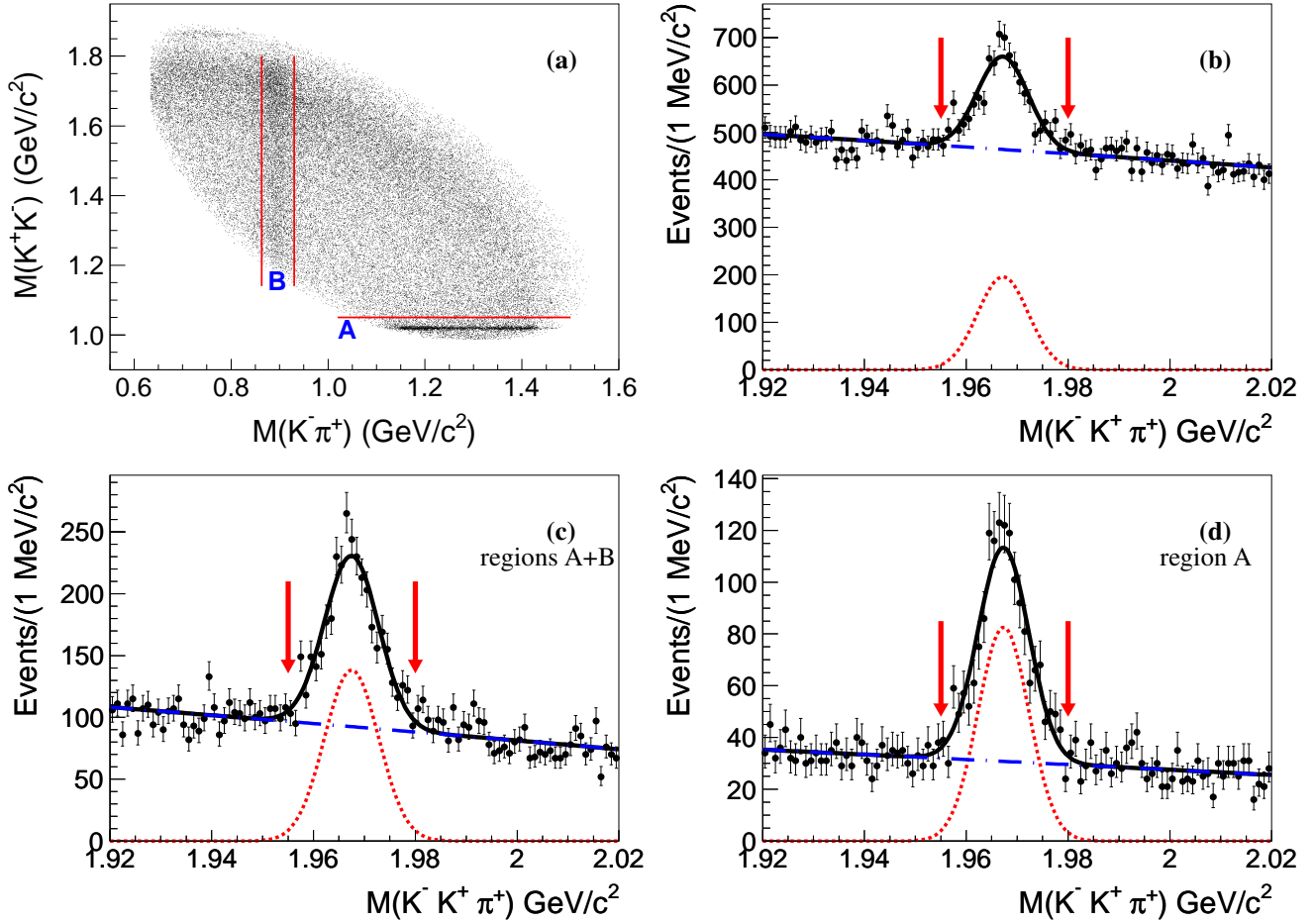


Figure 1. Scatter plot of $M(K^+K^-)$ versus $M(K^-\pi^+)$ for the $D_s^+ \rightarrow K^+K^-\pi^+$ candidates (a) and the corresponding invariant mass $M(K^+K^-\pi^+)$ distribution (b) for data at $\sqrt{s} = 4.600$ GeV. The $M(K^+K^-\pi^+)$ distributions of the subsamples from the regions A+B and from the region A are shown in plot (c) and (d), respectively. In plots (b), (c) and (d), fits with the sum of a Gaussian function and a polynomial function are implemented to determine the signal regions for the D_s^+ candidates. The signal windows are shown with arrows.

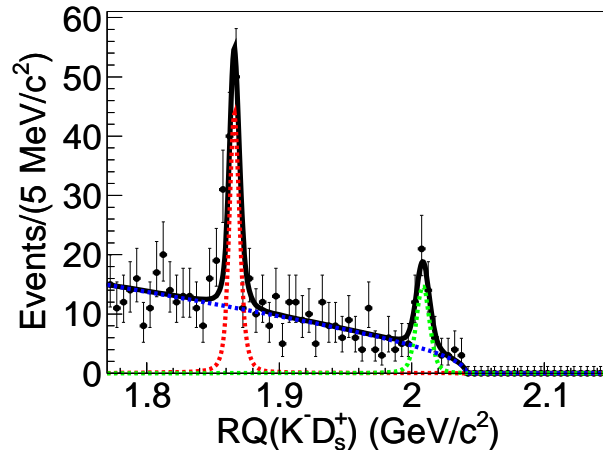


Figure 2. Distributions of $RQ(K^-D_s^+)$ for the D_s^+ signal candidates in regions A + B in Fig. 1(c), for data taken at $\sqrt{s} = 4.600$ GeV. The solid line shows the total fit to the data points and the dashed lines represent the \bar{D}^0 and \bar{D}^{*0} signals.

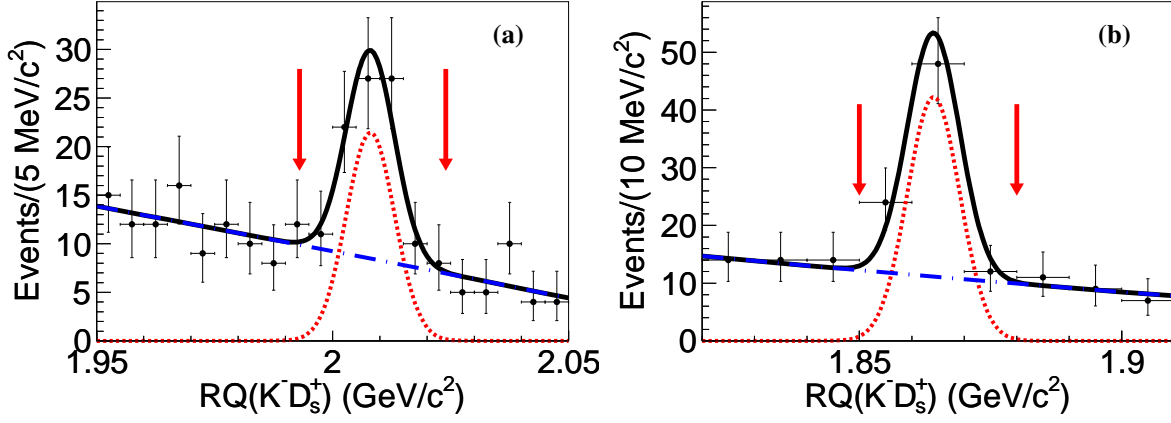


Figure 3. At 4.600 GeV, (a) the $RQ(K^- D_s^+)$ distribution for the D_s^+ candidates from signal regions A and B in Fig. 1(c); (b) the $RQ(K^- D_s^+)$ distribution for the D_s^+ candidates from signal regions A in Fig. 1(d). Fits with the sum of a Gaussian function and a polynomial function are implemented to determine the signal regions for the $\bar{D}^{(*)0}$ candidates, which are indicated with arrows.

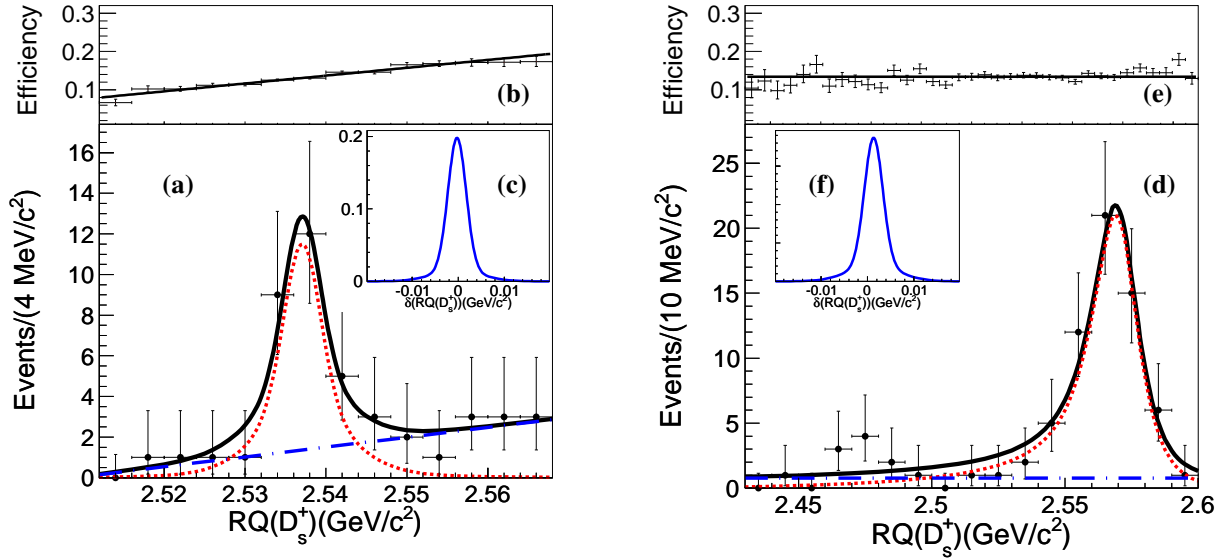


Figure 4. At 4.600 GeV, the $RQ(D_s^+)$ spectra in the samples of $e^+e^- \rightarrow D_s^+ \bar{D}^{*0} K^-$ (left) and $e^+e^- \rightarrow D_s^+ \bar{D}^0 K^-$ (right). Plots (a) and (d) show the result of the unbinned maximum likelihood fits. Data are denoted by the dots with error bars. The dash-dotted and dotted lines are the background and signal contributions, respectively. Plots (b) and (e) show the efficiency functions. Plots (c) and (f) show the $RQ(D_s^+)$ resolution functions determined from MC simulations.

grounds from $e^+e^- \rightarrow \Lambda_c^+ \bar{\Lambda}_c^-$, only the D_s^+ candidates in region A of Fig. 1 are used. For the selected events, the corresponding $RQ(D_s^+)$ distribution is plotted in Fig. 4(d), where a clear $D_{s_2}^*(2573)^-$ signal peak near the known $D_{s_2}^*(2573)^-$ mass is observed.

An unbinned maximum likelihood fit is performed to the $RQ(D_s^+)$ spectrum in Fig. 4(d). The spin-parity of the $D_{s_2}^*(2573)^-$ meson is fixed to be 2^+ , following the studies in Sec. 4.4, and the $D_{s_2}^*(2573)^-$ meson is assumed to decay to $\bar{D}^0 K^-$ predominantly via D -wave [2]. Hence, we take the D -wave Breit-Wigner function $BW = \frac{1}{(RQ^2 - m^2)^2 + m^2 \Gamma^2} \cdot p^5 \cdot q^5$ convolved with the resolution function (shown in Fig. 4(f)), $BW \otimes \mathcal{R}$, to describe the signal, and a flat line to represent backgrounds. Here, $p(q)$ is the momentum of $K^- (D_s^+)$ in the rest frame of the $K^- \bar{D}^0 (e^+e^-)$ system. Figure 4(e) shows the efficiency distribution with the assignment $J^P = 2^+$, which is consistent with a flat line. All parameters are left free in the fit.

The fit yields $61.9 \pm 9.1(\text{stat})$ signal events. The mass and width of the $D_{s_2}^*(2573)^-$ are measured to be $(2570.7 \pm 2.0(\text{stat}) \pm 1.7(\text{syst})) \text{ MeV}/c^2$, and $(17.2 \pm 3.6(\text{stat}) \pm 1.1(\text{syst})) \text{ MeV}$, respectively, where the systematic uncertainties are summarized in Table 2. The branching fraction weighted Born cross section is given to be $\sigma^B(e^+e^- \rightarrow D_s^+ D_{s_2}^*(2573)^- + c.c.) \cdot \mathcal{B}(D_{s_2}^*(2573)^- \rightarrow \bar{D}^0 K^-) = (19.7 \pm 2.9 \pm 2.0) \text{ pb}$. The relevant systematic uncertainties are discussed later and summarized in Table 3.

4.4 Spin-parity of the $D_{s_2}^*(2573)^-$

At $\sqrt{s} = 4.600 \text{ GeV}$, the exclusive process $e^+e^- \rightarrow D_s^+ D_{s_2}^*(2573)^- \rightarrow D_s^+ \bar{D}^0 K^-$ is observed just above the production threshold. For the $D_{s_2}^*(2573)^-$ meson, the J^P assignments with high spins would be strongly suppressed in this process. Hence, we assume that the $D_{s_2}^*(2573)^-$ meson can only have two possible J^P assignments, 1^- or 2^+ . Under these two hypotheses, the differential decay rates as a function of the helicity angle θ' of the K^- in the rest frame of the $D_{s_2}^*(2573)^-$, $dN/d\cos\theta'$, follow two very distinctive formulae of $(1 - \cos^2\theta')$ for 1^- and $\cos^2\theta'(1 - \cos^2\theta')$ for 2^+ . We can determine the true spin-parity from tests of the two hypotheses based on data.

In each $|\cos\theta'|$ interval of width 0.2, the number of background events is estimated from the $RQ(D_s^+)$ sideband region (2.44, 2.50) GeV/c^2 according to the global fit shown in Fig. 4(d) and subtracted from the signal candidates in the signal region, (2.54, 2.60) GeV/c^2 . Then we obtain the efficiency-corrected angular distribution of $d\sigma/d|\cos\theta'|$, as depicted in Fig. 5 for the $D_{s_2}^*(2573)^-$ signals. The efficiency distributions in Figs. 5(a) and (c) are obtained from the signal MC simulation samples, which assume the spin-parity of the $D_{s_2}^*(2573)^-$ as 1^- and 2^+ , respectively.

The shapes of the two spin-parity hypotheses are constructed as $a_1(1 - \cos^2\theta')$ and $a_2\cos^2\theta'(1 - \cos^2\theta')$ for 1^- and 2^+ , respectively. Here, a_1 and a_2 normalize the shapes to the

area of the efficiency corrected angular distributions. To test the two different assumptions, we calculate $\chi^2 = \sum (\frac{y_i - \mu_i}{\sigma_i})^2$, where i is the index of the interval in the angular distributions, y_i is the estimated signal yield in interval i , σ_i is the corresponding statistical uncertainty, and μ_i is the expected number of signal events. The values of χ^2 for the $J^P = 1^-$ and 2^+ assumptions are evaluated as 278.67 and 7.85, respectively. Hence, our results strongly favor the $J^P = 2^+$ assignment and disfavor the $J^P = 1^-$ assignment for the $D_{s_2}^*(2573)^-$.

5 Studies at the other energy points

The process $e^+e^- \rightarrow D_s^+ \bar{D}^{(*)0} K^-$ is also searched for at four (two) other energy points. The corresponding integrated luminosities [33] and center-of-mass energies [34] are shown in Table 1. The analysis strategy and event selection are the same as those explained in Sec. 3. The resultant $RQ(K^- D_s^+)$ distributions are shown in Fig. 6, together with the results of unbinned maximum likelihood fits as described in Sec. 4.1. The fit results are given in Table 1.

As has been studied with the largest statistics data at $\sqrt{s} = 4.600 \text{ GeV}$, the processes $D_s^+ D_{s_1}(2536)^-$ and $D_s^+ D_{s_2}^*(2573)^-$ dominate the processes $e^+e^- \rightarrow D_s^+ \bar{D}^{*0} K^-$ and $e^+e^- \rightarrow D_s^+ \bar{D}^0 K^-$, respectively. We assume that this conclusion still holds for the MC simulations of the final states of $D_s^+ \bar{D}^{(*)0} K^-$ for the energy points above the $D_s^+ D_{s_1}(2536)^-$ or $D_s^+ D_{s_2}^*(2573)^-$ mass thresholds. For the energy points below the mass thresholds, the signal MC simulation samples of the three-body processes are generated with average momentum distributions in the phase space.

Since the four data samples taken at lower energies suffer from low statistics, we also present upper limits at the 90% confidence level on the cross sections. The upper limits are determined using a Bayesian approach with a flat prior. The systematic uncertainties are considered by convolving the likelihood distribution with a Gaussian function representing the systematic uncertainties. The numerical results are summarized in Table 1.

6 Systematic Uncertainties

The systematic uncertainties on the resonance parameters and cross section measurements are summarized in Tables 2 and 3, respectively, where the total systematic uncertainties are obtained by adding all items in quadrature. For each item, details are elaborated as follows.

1. *Tracking efficiency.* The difference in tracking efficiency for the kaon and pion reconstruction between the MC simulation and the real data is estimated to be 1.0% per track [49]. Hence, 4.0% is taken as the systematic uncertainty for four charged tracks.
2. *PID efficiency.* The uncertainty of identifying the particle types of kaon and pion is estimated to be 1% per

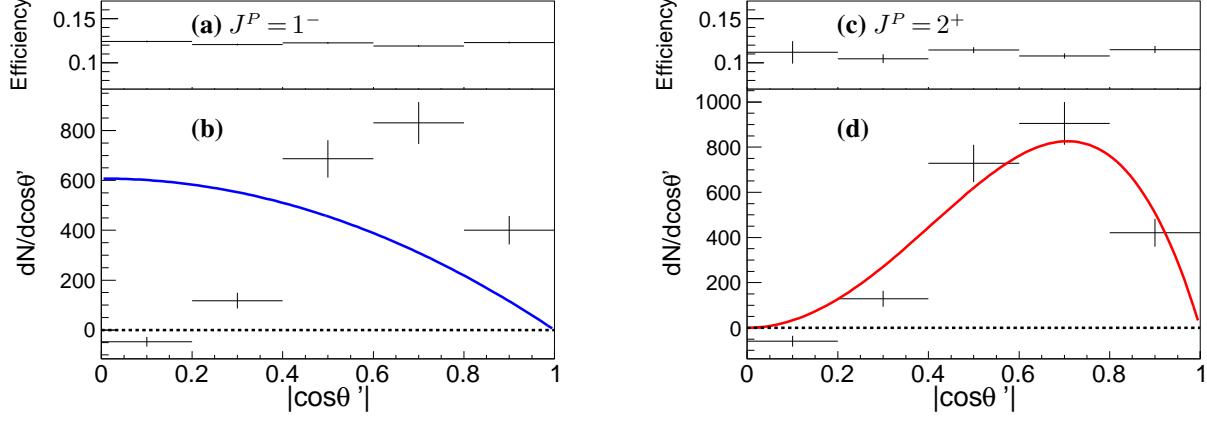


Figure 5. At 4.600 GeV, the efficiency-corrected $|\cos\theta'|$ distribution for the background-subtracted $D_{s_2}^*(2573)^-$ signals are shown in plots (b) and (d). Plots (a) and (c) are the corresponding efficiency distributions under the J^P assumptions of 1^- and 2^+ , respectively. The shapes to be tested are shown in (b) and (d) for the two hypotheses, normalized to the area of data distribution.

Table 1. Cross section measurements at different energy points. For the cross sections, the first set of uncertainties are statistical and the second are systematic. The uncertainties of the number of observed signals are statistical only. The four samples with lower center-of-mass energies suffer from low statistics, we therefore set the lower and upper boundary of the uncertainties of N_{obs} as 0 and the upper limits at the 68.3% confidence level, respectively.

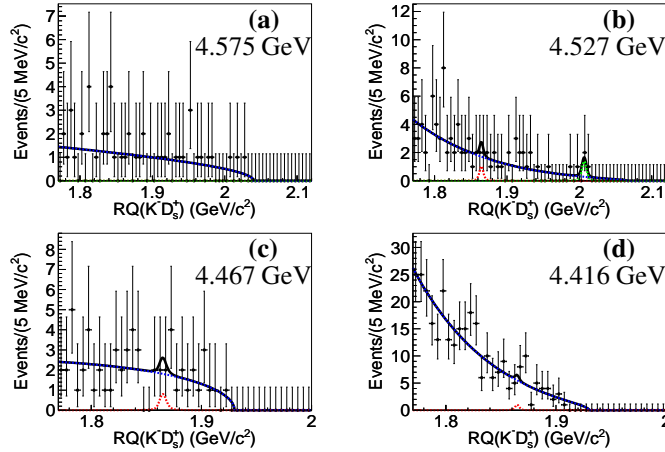
	\sqrt{s} (GeV)	4.600	4.575	4.527	4.467	4.416
	\mathcal{L} (pb^{-1})	567	48	110	110	1029
	$\frac{1}{ 1-\Pi ^2}$	1.059	1.059	1.059	1.061	1.055
$D_s^+ \bar{D}^{*0} K^-$	$1+\delta$	0.765	0.755	0.735		
	$\epsilon(\%)$	16.1	14.3	13.2		
	N_{obs}	41.0 ± 9.3	$0.0^{+2.0}_{-0.0}$	$2.3^{+3.9}_{-2.3}$		
	σ^B (pb)	$10.1 \pm 2.3 \pm 0.8$	$0.0^{+7.3+1.1}_{-0.0-0.0}$	$3.9^{+6.6}_{-3.9} \pm 0.4$		
	N^{up}		3.7	6.7		
	$\sigma_{U.L.}^B$ (pb)			13.5	11.3	
$D_s^+ \bar{D}^0 K^-$	$1+\delta$	0.694	0.698	0.702	0.691	0.762
	$\epsilon(\%)$	22.3	23.9	20.3	18.2	14.6
	N_{obs}	98.4 ± 11.7	$0.0^{+3.0}_{-0.0}$	$1.7^{+4.5}_{-1.7}$	$4.1^{+7.1}_{-4.1}$	$1.2^{+8.0}_{-1.2}$
	σ^B (pb)	$19.4 \pm 2.3 \pm 1.6$	$0.0^{+6.5+0.9}_{-0.0-0.0}$	$1.9^{+5.0}_{-1.9} \pm 0.2$	$5.1^{+8.9}_{-5.1} \pm 0.4$	$0.3^{+1.2}_{-0.3} \pm 0.1$
	N^{up}		5.8	7.3	10.6	10.5
	$\sigma_{U.L.}^B$ (pb)			12.7	8.1	13.2

Table 2. Summary of systematic uncertainties on the $D_{s1}(2536)^-$ and $D_{s2}^*(2573)^-$ resonance parameters measured at $\sqrt{s} = 4.600$ GeV. “...” means the uncertainty is negligible.

Source	Mass (MeV/c ²)		Width (MeV)	
	$D_{s1}(2536)^-$	$D_{s2}^*(2573)^-$	$D_{s1}(2536)^-$	$D_{s2}^*(2573)^-$
Mass shift	3.0	1.3
Detector resolution	0.5	0.1
Center-of-mass energy	0.7	1.0	0.2	0.3
Signal model
Background shape	0.2	0.4	0.2	0.3
Fit range	0.2	1.0
Total	3.1	1.7	0.6	1.1

 Table 3. Relative systematic uncertainties (in %) on the cross section measurement. The first value in brackets is for $D_s^+\bar{D}^0K^-$, and the second for $D_s^+\bar{D}^{*0}K^-$. “...” means the uncertainty is negligible. “-” means unavailable due to \sqrt{s} being below the production threshold.

Source	$\sigma^B(e^+e^- \rightarrow D_s^+\bar{D}^{(*)0}K^-)$ at different \sqrt{s} (GeV)					$e^+e^- \rightarrow D_s^+D_{sJ}^-$ at 4.600 GeV	
	4.600	4.575	4.527	4.467	4.416	$D_{s1}(2536)^-$	$D_{s2}^*(2573)^-$
Tracking	4	4	4	4	4	4	4
Particle ID	4	4	4	4	4	4	4
Luminosity	1	1	1	1	1	1	1
Branching fraction	3	3	3	3	3	3	3
center-of-mass energy
Fit range	(..., 2)	(2, ...)	(4, 3)	(..., -)	(..., -)	3	4
Background shape	(3, 1)	(1, 4)	(4, 5)	(5, -)	(6, -)	4	5
Line shape	(3, 4)	(2, 3)	(1, 1)	(1, -)	(..., -)	4	3
Total:	(8, 8)	(7, 8)	(9, 9)	(8, -)	(9, -)	9	10


 Figure 6. $RQ(K^-D_s^+)$ distributions and the fit results at each energy point. Points with error bars are data, the dotted lines peaking at the nominal mass of the \bar{D}^0 (\bar{D}^{*0}) are the signal shapes for $e^+e^- \rightarrow D_s^+\bar{D}^0K^-$ ($D_s^+\bar{D}^{*0}K^-$) process.

charged track [49]. Therefore, 4.0% is taken as the systematic uncertainty for the PID efficiency of the four detected charged tracks.

3. *Signal Model.* In the fits of the $D_{s1}(2536)^-$, the fraction of the D -wave and S -wave components is varied according to the Belle measurement [46], and the maximum changes on the fit results are taken as systematic uncertainties. In the measurement of the $D_{s2}^*(2573)^-$ resonance parameters, the uncertainty stemming from the signal model is negligible as the D -wave amplitude dominates in the heavy quark limit.
4. *Background Shape.* In the measurements of the $D_{s1}(2536)^-$ and $D_{s2}^*(2573)^-$ resonance parameters, linear background functions are used in the nominal fits. To estimate the uncertainties due to the background parametrization, higher order polynomial functions are studied, and the largest changes on the final results are taken as the systematic uncertainty. In the measurement of $\sigma^B(e^+e^- \rightarrow D_s^+ \bar{D}^{(*)0} K^-)$, we replace the ARGUS background shape in the nominal fit with a second-order polynomial function $a(m-m_0)^2+b$, where m_0 is the threshold value and is the same as that in the nominal fit, while a and b are free parameters. We take the difference on the final results as the systematic uncertainty.
5. *Fit Range.* We vary the boundaries of the fit ranges to estimate the relevant systematic uncertainty, which are taken as the maximum changes on the numerical results.
6. *Mass Shift and Detector Resolution.* In the nominal fits to measure the $D_{s1}(2536)^-$ and $D_{s2}^*(2573)^-$ resonance parameters, the effects of a mass shift and the detector resolution are included in the MC determined detector resolution shape. The potential bias from the MC simulations are studied using the control sample of $e^+e^- \rightarrow D_s^+ D_s^-$. We select the D_s^+ candidates following the aforementioned selection criteria and plot the $RQ(D_s^+)$ distribution to be fitted to the D_s^- peak. The signal function is composed of a Breit-Wigner shape convolved with a Gaussian function. We extract the detector resolution parameters from a series of fits at different momentum intervals of the D_s^+ candidates. Hence, the absolute resolution parameters for the fits to the $D_{s1}(2536)^-$ or $D_{s2}^*(2573)^-$ are extrapolated according to the detected D_s^+ momentum. In an alternative fit, we fix the resolution parameters according to this study, instead of to the MC-determined resolution shape. The resultant change in the new fit from the original fit is considered as the systematic uncertainty.
7. *Branching Fraction.* The systematic uncertainty in the branching fraction for the process $D_s^+ \rightarrow K^+ K^- \pi^+$ is taken from PDG [5].

8. *Luminosity.* The integrated luminosity of each sample is measured with a precision of 1% with Bhabha scattering events [33].
9. *Center-of-mass energy.* We change the values of center-of-mass energy of each sample according to the uncertainties in Ref. [34] to estimate the systematic uncertainties due to the center-of-mass energy.
10. *Line Shape of Cross Section.* The line shape of the $e^+e^- \rightarrow D_s^+ \bar{D}^{(*)0} K^-$ cross section (including the intermediate $D_{s1}(2536)^-$ and $D_{s2}^*(2573)^-$ states) affects the radiative correction factor and the detection efficiency. This uncertainty is estimated by changing the input of the observed line shape to the simulation. In the nominal measurement, a power function of $c \cdot (\sqrt{s} - E_0)^d$ is taken as the input of the observed line shape. Here, E_0 is the production threshold energy for the process $e^+e^- \rightarrow D_s^+ \bar{D}^{(*)0} K^-$, and c and d are parameters determined from fits to the observed line shape. To estimate the uncertainty, we change the exponent of the nominal input power function to $d \pm 1$ and compare the results with the nominal measurement. The largest difference is taken as the systematic uncertainty.

7 Summary

We study the process $e^+e^- \rightarrow D_s^+ \bar{D}^{(*)0} K^-$ at 4.600 GeV and observe the two P -wave charmed-strange mesons, $D_{s1}(2536)^-$ and $D_{s2}^*(2573)^-$. The $D_{s1}(2536)^-$ mass is measured to be $(2537.7 \pm 0.5 \pm 3.1)$ MeV/ c^2 and its width is $(1.7 \pm 1.2 \pm 0.6)$ MeV, both consistent with the current world-average values in PDG [5]. The mass and width of the $D_{s2}^*(2573)^-$ meson are measured to be $(2570.7 \pm 2.0 \pm 1.7)$ MeV/ c^2 and $(17.2 \pm 3.6 \pm 1.1)$ MeV, respectively, which are compatible with the LHCb [6, 7] and PDG [5] values. The spin-parity of the $D_{s2}^*(2573)^-$ meson is determined to be $J^P = 2^+$, which confirms the LHCb result [11]. The Born cross sections are measured to be $\sigma^B(e^+e^- \rightarrow D_s^+ \bar{D}^{*0} K^-) = (10.1 \pm 2.3 \pm 0.8)$ pb and $\sigma^B(e^+e^- \rightarrow D_s^+ \bar{D}^0 K^-) = (19.4 \pm 2.3 \pm 1.6)$ pb. The products of the Born cross section and the decay branching fraction are measured to be $\sigma^B(e^+e^- \rightarrow D_s^+ D_{s1}(2536)^- + c.c.) \cdot \mathcal{B}(D_{s1}(2536)^- \rightarrow \bar{D}^{*0} K^-) = (7.5 \pm 1.8 \pm 0.7)$ pb and $\sigma^B(e^+e^- \rightarrow D_s^+ D_{s2}^*(2573)^- + c.c.) \cdot \mathcal{B}(D_{s2}^*(2573)^- \rightarrow \bar{D}^0 K^-) = (19.7 \pm 2.9 \pm 2.0)$ pb. In addition, the processes $e^+e^- \rightarrow D_s^+ \bar{D}^{(*)0} K^-$ are searched for using small data samples taken at four (two) center-of-mass energies between 4.416 (4.527) and 4.575 GeV, and upper limits at the 90% confidence level on the cross sections are determined.

8 Acknowledgments

The BESIII collaboration thanks the staff of BEPCII and the IHEP computing center for their strong support. This

work is supported in part by National Key Basic Research Program of China under Contract No. 2015CB856700; National Natural Science Foundation of China (NSFC) under Contracts Nos. 11335008, 11425524, 11625523, 11635010, 11735014; the Chinese Academy of Sciences (CAS) Large-Scale Scientific Facility Program; the CAS Center for Excellence in Particle Physics (CCEPP); Joint Large-Scale Scientific Facility Funds of the NSFC and CAS under Contracts Nos. U1532257, U1532258, U1732263; CAS Key Research Program of Frontier Sciences under Contracts Nos. QYZDJ-SSW-SLH003, QYZDJ-SSW-SLH040; 100 Talents Program of CAS; INPAC and Shanghai Key Laboratory for

Particle Physics and Cosmology; German Research Foundation DFG under Contracts Nos. Collaborative Research Center CRC 1044, FOR 2359; Istituto Nazionale di Fisica Nucleare, Italy; Koninklijke Nederlandse Akademie van Wetenschappen (KNAW) under Contract No. 530-4CDP03; Ministry of Development of Turkey under Contract No. DPT2006K-120470; National Science and Technology fund; The Swedish Research Council; U. S. Department of Energy under Contracts Nos. DE-FG02-05ER41374, DE-SC-0010118, DE-SC-0010504, DE-SC-0012069; University of Groningen (RuG) and the Helmholtzzentrum fuer Schwerionenforschung GmbH (GSI), Darmstadt.

References

- 1 S. Godfrey and N. Isgur, Phys. Rev. D **32**, 189 (1985).
- 2 N. Isgur and M. B. Wise, Phys. Rev. Lett. **66**, 1130 (1991).
- 3 J. L. Rosner, Comments Nucl. Part. Phys. **16**, 109 (1986).
- 4 M. Di Piero and E. Eichten, Phys. Rev. D **64**, 114004 (2001).
- 5 M. Tanabashi *et al.* (Particle Data Group), Phys. Rev. D **98**, 010001 (2018).
- 6 R. Aaij *et al.* (LHCb Collaboration), Phys. Lett. B **698**, 14 (2011).
- 7 R. Aaij *et al.* (LHCb Collaboration), Phys. Rev. Lett. **113**, 162001 (2014).
- 8 B. Aubert *et al.* (BABAR Collaboration), Phys. Rev. Lett. **97**, 222001 (2006).
- 9 H. Albrecht *et al.* (ARGUS collaboration), Z. Phys. C **69**, 405 (1996).
- 10 Y. Kubota *et al.* (CLEO collaboration), Phys. Rev. Lett. **72**, 1972 (1994).
- 11 R. Aaij *et al.* (LHCb Collaboration), Phys. Rev. D. **90**, 072003 (2014).
- 12 M. Ablikim *et al.* (BESIII Collaboration), Phys. Lett. B **660**, 315 (2008)
- 13 B. Aubert *et al.* (BABAR Collaboration), Phys. Rev. Lett. **95**, 142001 (2005).
- 14 T.E. Coan *et al.* (CLEO Collaboration), Phys. Rev. Lett. **96**, 162003 (2006).
- 15 C.Z. Yuan *et al.* (Belle Collaboration), Phys. Rev. Lett. **99**, 182004 (2007).
- 16 B. Aubert *et al.* (BABAR Collaboration), Phys. Rev. Lett. **98**, 212001 (2007).
- 17 X.L. Wang *et al.* (Belle Collaboration), Phys. Rev. Lett. **99**, 142002 (2007).
- 18 G. Pakhlova *et al.* (Belle Collaboration), Phys. Rev. D **77**, 011103 (2008).
- 19 G. Pakhlova *et al.* (Belle Collaboration), Phys. Rev. Lett. **98**, 092001 (2007).
- 20 G. Pakhlova *et al.* (Belle Collaboration), Phys. Rev. Lett. **100**, 062001 (2008).
- 21 G. Pakhlova *et al.* (Belle Collaboration), Phys. Rev. D **80**, 091101 (2009).
- 22 G. Pakhlova *et al.* (Belle Collaboration), Phys. Rev. Lett. **101**, 172001 (2008).
- 23 G. Pakhlova *et al.* (Belle Collaboration), Phys. Rev. D **83**, 011101 (2011).
- 24 B. Aubert *et al.* (BABAR Collaboration), Phys. Rev. D **76**, 111105 (2007).
- 25 B. Aubert *et al.* (BABAR Collaboration), Phys. Rev. D **79**, 092001 (2009).
- 26 P. del Amo Sanchez *et al.* (BABAR Collaboration), Phys. Rev. D **82**, 052004 (2010).
- 27 D. Cronin-Hennessy *et al.* (CLEO Collaboration), Phys. Rev. D **80**, 072001 (2009).
- 28 M. Ablikim *et al.* (BESIII Collaboration), Phys. Lett. Lett. **112**, 022001 (2014).
- 29 M. Ablikim *et al.* (BESIII Collaboration), Phys. Lett. Lett. **115**, 222002 (2015).
- 30 M. Ablikim *et al.* (BESIII Collaboration), Phys. Lett. D **92**, 092006 (2015).
- 31 M. Ablikim *et al.* (BESIII Collaboration), arXiv:1808.02847.
- 32 G. Pakhlova *et al.* (Belle Collaboration), Phys. Rev. Lett. **100**, 062001 (2008).
- 33 M. Ablikim *et al.* (BESIII Collaboration), Chin. Phys. C **39**, 093001 (2015).
- 34 M. Ablikim *et al.* (BESIII Collaboration), Chin. Phys. C **40**, 063001 (2016).
- 35 M. Ablikim *et al.* (BESIII Collaboration), Nucl. Instrum. Meth. A **614**, 345 (2010).
- 36 C. H. Yu *et al.* Proceedings of IPAC2016, Busan, Korea, 2016, doi:10.18429/JACoW-IPAC2016-TUYA01.
- 37 S. Agostinelli *et al.* (GEANT4 Collaboration), Nucl. Instrum. Meth. A **506**, 250 (2003).
- 38 S. Jadach, B. F. L. Ward, and Z. Was, Comput. Phys. Commun. **130**, 260 (2000); Phys. Rev. D **63**, 113009 (2001).
- 39 D. J. Lange, Nucl. Instrum. Meth. A **462**, 152 (2001); R. G. Ping, Chin. Phys. C **32**, 599 (2008).
- 40 J. C. Chen, G. S. Huang, X. R. Qi, D. H. Zhang and Y. S. Zhu, Phys. Rev. D **62**, 034003 (2000); R. L. Yang, R. G. Ping and H. Chen, Chin. Phys. Lett. **31**, 061301 (2014).
- 41 E. Richter-Was, Phys. Lett. B **303**, 163 (1993).
- 42 R. E. Mitchell *et al.* (CLEO Collaboration), Phys. Rev. D **79**, 072008 (2009).
- 43 N. Brambilla *et al.*, Eur. Phys. J. C **71**, 1534 (2011).
- 44 M. Ablikim *et al.* (BESIII Collaboration), Phys. Rev. Lett. **116**, 052001 (2016).
- 45 D. J. Lange, Nucl. Instrum. Meth. A **462**, 152 (2001); R. G. Ping, Chin. Phys. C **32**, 599 (2008).
- 46 V. Balagura *et al.* (Belle Collaboration), Phys. Rev. D **77**, 032001 (2008).
- 47 E. A. Kuraev and V. S. Fadin, Sov. J. Nucl. Phys. **41**, 466 (1985) [Yad. Fiz. **41**, 733 (1985)].
- 48 F. Jegerlehner, Z. Phys. C **32**, 195 (1986).
- 49 M. Ablikim *et al.* (BESIII Collaboration), Phys. Rev. Lett. **112**, 022001 (2014).
- 50 H. Albrecht *et al.* (ARGUS Collaboration), Phys. Lett. B **340**, 217 (1994).