

AperTO - Archivio Istituzionale Open Access dell'Università di Torino

Ecosystem functioning in relation to species identity, density, and biomass in two tunneler dung beetles.

This is the author's manuscript

Original Citation:

Availability:

This version is available <http://hdl.handle.net/2318/1728554> since 2023-12-20T15:27:40Z

Published version:

DOI:10.1111/een.12802

Terms of use:

Open Access

Anyone can freely access the full text of works made available as "Open Access". Works made available under a Creative Commons license can be used according to the terms and conditions of said license. Use of all other works requires consent of the right holder (author or publisher) if not exempted from copyright protection by the applicable law.

(Article begins on next page)



UNIVERSITÀ DEGLI STUDI DI TORINO

1
2
3
4
5
6
7
8
9
10
11
12
13
14

This is an author version of the contribution published on:

Questa è la versione dell'autore dell'opera:

[ECOLOGICAL ENTOMOLOGY 1-10 (2019), DOI: <https://doi.org/10.1111/een.12802>]

The definitive version is available at:

La versione definitiva è disponibile alla URL:

<https://onlinelibrary.wiley.com/doi/abs/10.1111/een.12802>

15 **Ecosystem functioning in relation to species identity, density and**
16 **biomass in two tunneler dung beetles**

17

18 **Short title: Functioning in relation to assemblage attributes**

19 Irene Piccini^{1,2}, Enrico Caprio^{1,2}, Claudia Palestrini¹, Antonio Rolando¹

20 ¹ Department of Life Science and System Biology, University of Turin, Turin, Italy

21 ² **Corresponding author**; Via Accademia Albertina 13, Turin (IT); e-mail: irene.piccini@unito.it;

22 enrico.caprio@unito.it

23 Abstract

24 1. Species abundance, biomass and identity are main factors that influence ecosystem
25 functioning. Previous studies have shown that community attributes and species identity help
26 to maintain natural ecosystem functioning.

27 2. In this study, we examined how species identity, biomass and abundance in dung pats (i.e.
28 density) of dung beetles affect multiple ecological functions: dung removal, seed dispersal
29 and germination. Specifically, we targeted two species of tunnelers: *Onthophagus illyricus*
30 (Scopoli, 1763) and *Copris lunaris* (Linnaeus, 1758). In accordance with their natural
31 abundance, we considered densities ranging from 10 to 80 individuals for *O. illyricus*, and
32 from 2 to 8 for *C. lunaris*, spanning the total biomass per treatment from 0.22 to 1.76 g.

33 3. Results showed that, even at higher abundance, *O. illyricus* is not likewise efficient as *C.*
34 *lunaris*. Species identity, biomass and density are crucial factors for maintaining ecosystem
35 functioning. The combined effect of species identity and density/biomass facilitated dung
36 removal and seed dispersal. Conversely, ~~we found that~~ species identity is the only relevant
37 factor for germination. Moreover, relationships among functions depend on the species

38 investigated; *C. lunaris* showed a positive correlation between dung removal and seed
39 dispersal, whereas *O. illyricus* showed a positive correlation between germination and dung
40 removal.

41 4. In conclusion, several optimal ecosystem functioning depends on multiple factors such as
42 density and species identity, thus also on body size, nesting strategies and ecological
43 functions investigated. Moreover, the loss of larger and efficient species cannot be
44 compensated by higher abundances of small species.

45

46 **Keywords:** ecological functions, species identity, ecosystem functioning, density, abundance,
47 biomass.

48 **Introduction**

49 Over the last few decades, the loss of biological diversity has accentuated the need to
50 understand how community attributes (such as biomass, abundance and species presence)
51 affect ecological processes (Purvis and Hector 2000; Naeem et al. 2012; Gagic et al. 2015).
52 Loss of ecosystem functioning can be related to several factors, such as the reduction in the
53 number of species that are more functionally important (Kremen 2005; Larsen et al. 2008),
54 the loss of species that facilitate or complement the functionality of other species (Zavaleta
55 and Hulvey 2004), or the massive reduction in species abundance (Estes and Palmisano 1974;
56 Jackson et al. 2001). It was recently shown that the abundance of a few common species can
57 drive ecosystem functioning, even more than species composition and species richness that is
58 often dominated by many rare but functionally unimportant species (Winfree et al. 2015).
59 Species identity have been found to play a crucial role in ecosystem functioning (O'Connor
60 and Crowe 2005) and its role depends on which functions are investigated (Slade et al. 2017).

61 Dung beetles (Coleoptera: Scarabaeoidea) contribute to a full suite of ecosystem
62 services including dung removal, nutrient cycling, and greenhouse gas reduction (e.g. Nichols
63 et al. 2008; Beynon et al. 2012; Nervo et al. 2017; Slade et al. 2016). Dung beetles are
64 frequently classified according to their nesting habits (Hanski and Camberfort 1991).
65 Tunneler dung beetles dig galleries below dung pats and bury dung for feeding and breeding
66 activities. By transporting dung into soil, tunnelers contribute to seed dispersal and facilitate
67 seed germination (Estrada and Coates-Estrada 1991; Feer 1999; Andresen 2001; Amézquita
68 and Favila 2010). Different species have different effects in relation to the ecological
69 functions investigated. *Geotrupes* spp have been found to be very efficient in dung removal
70 (Rosenlew and Roslin 2008; Kaartinen et al. 2013; Nervo et al. 2014), while *Catharsius* and
71 *Copris* spp in seed dispersal (Slade et al. 2007).

72 Previous research has shown that provisioning of ecological functions by dung beetles
73 may vary depending on species assemblage attributes and species identity (Bang et al., 2005;
74 O'Hea et al., 2010; Beynon et al., 2012; Nervo et al. 2016; Piccini et al. 2017). Abundance
75 and biomass of dung beetle communities are pivotal factors that have shown to be relevant for
76 ecosystem functioning (Tixier et al. 2015; Griffiths et al. 2016). Large-bodied species have
77 been found to provide a greater amount of ecological functions (Kaartinen et al. 2013; Nervo
78 et al. 2014), even more at higher abundance (Braga et al. 2013; Ortega-Martínez et al. 2016),
79 but at the same time they are sensitive to ecological stressors (Larsen et al. 2005). Moreover,
80 few functionally important species can contribute greatly towards ecosystem multifunctioning
81 at high abundance (Slade et al. 2007; Braga et al. 2013; Manning and Cutler 2018).

82 Few studies have been published on how dung beetle density influences provisioning
83 of ecological functions (Yamada et al. 2007; Tixier et al. 2015). The magnitude of dung beetle
84 effects may be dependent on the differences in species' burrowing activity (Holter et al.,
85 2002; Larsen et al., 2005; Piccini et al. 2017). However, little is known about the influence of
86 density on dung removal, seed dispersal and seed germination. Giller and Doube (1989) have
87 proof that, at high density, the intraspecific competition in two species, large (Coprinae) and
88 small beetles (*Onitis alexis*), reduced dung removal. Moreover, when the competition is high,
89 the percentage of dung buried is high but lower than expected (Giller and Doube 1989).

90 Dung beetle activity can favor seed dispersal in different ways: seeds can be
91 transported in a more suitable microclimate (Shepherd and Chapman 1998; Andresen and
92 Levey 2004; Griffiths et al. 2015, 2016), they can be protected by predators and pathogens
93 (Shepherd and Chapman 1998; Feer 1999) and they can benefit of a reduction in clumping
94 with lower competition and density-dependent mortality (Andresen and Feer 2005; Lawson et
95 al. 2012). Affecting seed survival in these ways, dung beetle activity could have important
96 impacts upon plants regeneration and community composition (Griffith et al. 2016). Seed

97 burial depth mediated by dung beetles varies according to the size of the seed, with the
98 smallest seeds more likely to be buried and the bigger ones that remain on the soil surface
99 (Braga et al 2017). Seed burial also influence seed viability: seeds found in the first 1-5 cm of
100 soil have higher probability to germinate than those at higher depths (Andresen & Levey
101 2004).

102 Endozoochory may be one of the main drivers shaping temperate grassland
103 communities. However, few studies have investigated the graminoid-seed germination in
104 relation to dung beetle activity (Wicklow et al. 1984), even though many seeds of grassland
105 species have been found digested and highly concentrated in dung (Pakeman et al. 2002;
106 Cosyns et al. 2005; Couvreur et al. 2005). The activity of dung inhabiting fauna which
107 remove and manipulate dung may kill or harm vulnerable seedlings (Janzen 1984). On the
108 other hand, dung might be a beneficial microhabitat for grass seed germination because of the
109 reduced competition with the already developed vegetation (Traveset 1998).

110 Here, we investigated the effects of dung beetle density, biomass and species identity
111 on three main ecological functions provided by two tunneler species: dung removal, dispersal
112 of seed mimics (beads), and graminoid-seed germination in the short term. The percentage of
113 seeds found in dung that are still viable is species-dependent (Milotic and Hoffmann 2016a,
114 2016b, 2016c). There are no data on *Lolium multiflorum* survival through the cow digestive
115 duct, but it is known that only 12% of *Lolium rigidum* seeds ingested remained viable once it
116 ends in cattle dung (Stanton et al. 2002). Considering the low rate of *L. rigidum* seed survival
117 along the digestive tract of cows, we preferred to do not place seeds in dung pats (i.e.
118 assuming they had been ingested by cows) to test seed germination. Instead, we placed the
119 seeds of *L. multiflorum* (Lam., 1799) directly on the surface of the ground and covered them
120 with a dung pat. Thus, we simulated a situation in which seeds were covered by dung pats

121 dropped by grazing cattle. Indeed, considering *L. multiflorum* can produce 100000 seeds/m² in
122 a pasture (Young et al. 1996), it is likely that many seeds would be covered by dung.

123 In order to test density and biomass effects in dung-system functioning, we selected
124 the two most abundant and widespread tunneler species in our study area in north-western
125 Italy: *Onthophagus illyricus* and *Copris lunaris*. These species are both tunnelers, they
126 present different bodymass (the larger species 10 times bigger than the small one) and nesting
127 strategies: *O. illyricus*, 0.022g±0.009 of bodymass (personal data), lays eggs directly in the
128 tunnels below dung pats (Macagno et al. 2016), while *C. lunaris*, 0.22g±0.07 of bodymass
129 (personal data), constructs a proper large nest at the end of the tunnels where it takes care of
130 the brood (Klemperer 1982). Considering that species identity and abundance in dung pats
131 (i.e. density and biomass) are crucial factors for dung removal (Slade et al. 2007; Nervo et al.
132 2014; Tixier et al. 2015), we hypothesized that an increase of beetle density would lead to a
133 logarithmic increase of ecological function curve with an asymptotic tail when the
134 intraspecific competition would be strong enough to stop provisioning increase. Moreover, in
135 accordance with natural abundance of each species, we organized experimental mesocosms
136 that have comparable biomass between the species treatments even though they present
137 different density. This experimental design leads to test if (1) a higher abundance of the small
138 species, *O. illyricus*, can functionally compensate a loss of the large species, *C. lunaris*, that is
139 more prone to extinction (as large species: Larsen et al. 2005; Roslin et al. 2014). In
140 accordance with Giller and Doube (1989), different species have different effects on
141 ecosystem functioning, in relation to their density and biomass. Moreover, we expected that
142 species identity, density and biomass would affect: (2) the amount of dung remaining on the
143 ground; (3) seed dispersal and (4) short-term seed germination (through differential removal
144 of dung mass over the seeds). We investigated (5) the correlations among these functions to
145 understand their interconnections for both species.

146 **Experimental design**

147 To examine the functional consequences of different densities of *O. illyricus* and *C.*
148 *lunaris* on multiple ecological functions, we established monospecific experimental replicates
149 of laboratory terraria with 4 different densities.

150 Dung beetles were collected from La Mandria Natural Park (45° 08' 48.83" N, 7° 36'
151 02.53" E), from IPLA fields (Istituto per le Piante da Legno e l'Ambiente, 45° 05' 18.5" N, 7°
152 44' 28.5" E) in north-western Italy. The two species are neither endangered nor protected and
153 the collection was authorized by the “Ente di Gestione delle Aree Protette dei Parchi Reali”
154 (Venaria, Piedmont, Italy) and by the IPLA operative unit. Beetles were collected in May
155 2015, using 20 standard cattle-dung-baited pitfall traps separated by distances of at least 10 m,
156 each emptied after 48 hours. We collected 800 *O. illyricus* (Scopoli, 1763) at IPLA fields and
157 75 *C. lunaris* (Linnaeus, 1758) at La Mandria Natural Park. During the 2015 field season,
158 both were the most abundant species in Turin (Piedmont, Italy) and the surrounding area
159 (North-West Italy).

160 Terraria were filled with artificial soil made of commercial gardening humus,
161 homogenized through a 1 cm-mesh, and mixed with sand and water compressed into the
162 terrarium to obtain a hardness similar to natural soils (hereafter called soil; for supplier
163 information see Piccini et al. 2017). We set 8 cm of soil for *O. illyricus* and 15 cm for *C.*
164 *lunaris*, reflecting the differential digging capacity of these species (Macagno et al. 2016 and
165 Piccini, pers. obs.). We ran 8 monospecific treatments with 4 different densities and 4
166 controls without beetles. In accord with the natural species abundance found in dung pats
167 (Piccini pers. obs., see details in Appendix), the densities were 10, 50, 60 and 80 individuals
168 for *O. illyricus* (O10, O50, O60 and O80, respectively); and 2, 4, 6 and 8 individuals for *C.*
169 *lunaris* (Co2, Co4, Co6 and Co8, respectively). For *C. lunaris*, the sex ratio in each treatment

170 was 1:1. For *O. illyricus*, considering the high number of individuals was not possible to
171 identify all of them without stressing them. Thus we extract 20 individuals from the collection
172 and we sexed them. We counted a sex ratio that was slightly higher for females (1:1.86). We
173 also ran three types of control: terraria with dung without beetles (Cntr) and terraria with
174 neither dung nor beetles, with seeds placed either on the surface (Csur), or inside the first 5cm
175 of soil (C5cm). Four replicates were established for treatment and control types. However, for
176 the highest density treatment of *C. lunaris* we ran only 3 replicates due to the scarcity of
177 individuals collected in the field. This yielded a total of 43 terraria (7 treatments x 4 replicates
178 + Co8 treatment x 3 replicates + 3 controls x 4 replicates = 43).

179 Fresh dung was collected from a herd of 12 Aberdeen Angus cattle grazing on natural
180 grasslands dominated by graminoids (genera *Dactylis*, *Festuca*, *Poa*, *Lolium* and *Setaria*) at
181 IPLA. The dung was frozen for at least two weeks at -8°C to kill potential predators and other
182 insects (O'Hea et al 2010). Cows were not treated with antibiotics or anti-helminthics. The
183 dung was defrosted for 96 hours, and manually homogenized before being partitioned into
184 500 g, 16 cm in diameter standard-sized pats (the typical pat weight found in the field) to each
185 treatment and to the control Cntr. The dung was located in the center of the terrarium to leave
186 an uncovered strip of ground (around 5cm width) surrounding the pat.

187 The experiment lasted for 96 hours, which is the time needed for *C. lunaris* to remove
188 the dung to construct its nest (Klemperer 1982). It can be a sufficient amount of time also for
189 *Onthophagus* species. Indeed, it is known that *O. fracticornis* removes 80% of the dung in 80
190 hours (Nervo et al. 2014). Throughout the experiment, the laboratory was kept at a constant
191 temperature around 25°C with 60 % humidity.

192 **Ecological functions investigated**

193 To evaluate the functional efficiency of dung beetles, we focused on three types of
194 ecological functions: dung removal, seed germination and seed dispersal.

195 **Dung removal** was measured by weighing the dry dung (g) remaining on the surface
196 of the soil at the end of the experiment.

197 In order to compare the species identity and assemblage attribute (i.e. density and
198 biomass) effects of tunnelers on short term **seed germination**, we used seeds of *L.*
199 *multiflorum*, one of the most widespread and common species of the local pastures. We sowed
200 *L. multiflorum* (35 kg seed ha⁻¹) on the soil surface below the dung pat (0.07g, i.e. 15 seeds;
201 Figure A1 in Appendix) and measured short term germination by counting the total number of
202 stems visible at the end of the experiment (after 4 days). As a caveat, we did not exclude that
203 those seeds that did not germinate in the short term could still potentially germinate in longer
204 time.

205 To investigate the **seed dispersal**, we used colored beads as seed mimics, considering
206 the difficulties of finding very small non-germinated seeds in the soil. We evaluated dispersal
207 of beads placed below and inside the dung pats, in this latter case simulating the dispersal of
208 particles presented inside the dung and bioturbation. Thus, we placed 15 blue beads (2mm
209 diameter) on the surface of the soil, below the dung pats (together with the seeds) and 30 red
210 beads (2mm diameter) inside the dung. We considered two aspects of bead dispersal: *the bead*
211 *removal* from their original position (i.e. surface of the soil or inside the dung) and *the bead*
212 *dispersal in the soil* of all beads placed on the surface of the soil and inside the dung. In order
213 to evaluate burial depth, we divided the soil into different layers. For *O. illyricus*, we divided
214 the 8-cm soil into two layers of 4 cm each (upper and lower layers) and for *C. lunaris*, we
215 divided the 15-cm soil into three layers of 5-cm each (upper, middle and lower layers).

216

217 **Statistical analysis**

218 DUNG REMOVAL AND SEED GERMINATION – To investigate which factors affected dung
219 removal, we modelled dry dung mass removed (evaluated by average of dung remained in
220 controls Cntr minus dung remained per terrarium) in a linear model where species identity, as
221 categorical variable, and density, as continuous variable, nested within species identity were
222 used as explanatory variables (Species_identity + Species_identity/Density). Density was
223 nested within species identity, since the range of density values are very different among
224 species. We also tested whether dung removal was affected by total biomass of dung beetles,
225 in a linear model where species identity, as categorical variable, and biomass, as continuous
226 variable, were used as explanatory variables. We also tested for the interaction term, since the
227 range of values are the same for both species (Species_identity × Biomass).

228 To evaluate which factors affected seed germination, we modelled the number of
229 stems in a generalized linear model where species identity, as categorical variable, and density
230 as continuous variable, nested in species identity were used as explanatory variables
231 (Species_identity + Species_identity/Density). We also tested whether seed germination was
232 affected by total biomass of dung beetles, in a generalized linear model where species
233 identity, as categorical variable, and biomass as continuous variable were used as explanatory
234 variables (Species_identity × Biomass). In both models, we specified a Poisson distribution of
235 errors and we excluded controls without beetles (Cntr).

236 Considering that we performed several different controls with seeds at different
237 depths, we decided to investigate which treatment affected seed germination comparing
238 treatments and controls. Hence, we modelled the number of visible stems as a generalized
239 linear function of treatments and controls (Csur and C5cm) as a categorical variable (O10,
240 O50, O60, O80, Co2, Co4, Co6 and Co8), setting controls without beetles with seed placed
241 under the dung (Cntr) as a reference category and specifying a Poisson distribution of errors.
242 All models were checked for overdispersion via the ratio between Pearson residuals of the

243 model and the degrees of freedom. To identify which treatment differed from others, we
244 applied a Tukey post hoc test on the number of stems.

245 SEED DISPERSAL – To investigate whether species identity, density and biomass affected
246 seed dispersal, we modelled the proportion of beads removed either from dung and from the
247 ground surface in a generalized linear model where species identity was a categorical
248 variable, and density nested into species as continuous variable (Species_identity +
249 Species_identity/Density), specifying a binomial distribution of error and a logit link function.
250 To investigate the effect of density and biomass on beads dispersal in the soil, we modelled,
251 for each species, the proportion of beads that were placed either in the dung and on the
252 surface in relation to the layer where they were found (i.e. dung, soil surface, upper, middle
253 and lower layer as categorical variable) and density (or biomass) as continuous variable (and
254 their interaction term) with a generalized linear model, specifying a binomial distribution of
255 error and a logit link function (Layer × Density or Layer × Biomass). Since the layers are
256 spatially autocorrelated, we decided to perform a model comparing layers pairwise (i.e. Dung
257 vs Soil Surface, Soil surface vs Upper layer, etc.).

258
259 CORRELATION BETWEEN FUNCTIONS – To establish the relationship among the three
260 ecological functions investigated, we analyzed the Pearson pairwise correlations of the
261 following measures: dung removal, evaluated as dung removed, seed germination, bead
262 removal from the soil surface and bead removal from inside the dung. In order to make a
263 comparison between the two species, we excluded the controls. This resulted in 6
264 comparisons per species.

265 Each model was fitted using the 'lmerTest' package in R (v3.2.1) statistical and
266 programming environment (R Development Core Team 2005). For post hoc analysis, we used
267 'multcomp' package (Hothorn et al. 2008). For each model, we evaluated the omega squared
268 (Ω^2) that is a measure of effect size or the degree of association for a population. It is an

269 estimate of how much variance in the response variables are accounted for by the explanatory
270 variables (Xu 2003). We found that it was higher than 50 in each model, meaning that high
271 percentage of variance was estimated in the response variables.

272

273 **Results**

274 **DUNG REMOVAL EFFICIENCY** – Statistical analyses suggested that density and species
275 identity both affect dung removal (GLM: Species_identity/Density: $F_{2,30}=10.23$, $p<0.001$;
276 Species_identity: $F_{1,30}=46.83$, $p<0.001$). Similarly, both species identity and biomass affect
277 dung removal (Species_identity \times Biomass: $F_{1,30}=19.68$, $p<0.001$; Species_identity:
278 $F_{1,30}=46.83$, $p<0.001$). The amount of dung remaining on the ground decreased with
279 increasing biomass in *C. lunaris*, whilst remained constant or slightly decreased in *O. illyricus*
280 (Figure 1A).

281 **SEED GERMINATION** – We did not find any significant effect of density (GLM:
282 Species_identity (*O. illyricus*)/Density: DF: 27, $z=-0.86$, $p=0.38$; Species_identity (*C.*
283 *lunar*is)/Density: DF: 27, $z=-0.41$, $p=0.68$) or biomass (GLM: Species_identity \times Biomass:
284 DF: 27, $z=-0.65$, $p=0.51$) on seed germination for any of the dung beetle. However, the
285 analyses indicated that *C. lunaris* significantly increased the amount of seeds germinated
286 compared to *O. illyricus* (GLM: Species_identity: DF 30, $z=-3.45$, $p<0.001$).

287 Results of Tukey posthoc test showed that treatments with *C. lunaris* facilitated seed
288 germination compared to Cntr controls with only dung (GLM: Co2: DF 32, t-value =3.089,
289 $p=0.004$; Co4: DF 32, t-value =3.346, $p=0.002$; Co6: DF 32, t-value=1.93, $p=0.06$; Co8: DF
290 32, t-value=2.979, $p=0.005$), whereas treatments with *Onthophagus illyricus* did not (GLM:
291 O10: DF 32, t-value =-0.90, $p=0.37$; O50: DF 32, t-value =-1.03, $p=0.31$; O60: DF 32, t-value
292 =-0.77, $p=0.44$; O80: DF 32, t-value =-1.29, $p=0.21$). Moreover, the presence of dung pats
293 (with or without dung beetles) obstructed seed germination because controls without dung

294 (Csur and C5cm) showed significantly higher number of stems than all the other treatments
295 and controls (Figure 1B; Csur: $t_{42}=6.564$, $p<0.001$; C5cm: $t_{42}=7.078$, $p<0.001$; Table A1 in
296 Appendix).

297

298 SEED DISPERSAL – *The bead removal*

299 Statistical analyses showed a different pattern of the species and an effect of density
300 influencing the transport of beads **placed on the surface of the soil** (GLM: Species_identity
301 /Density: $F_{2,30}=9.38$, $p<0.001$; Species_identity: $F_{1,30}=14.56$, $p<0.001$; Fig. 2, Fig. A2 in
302 Appendix) and of beads **placed inside the dung** (GLM: Species_identity /Density: $F_{2,30}$
303 $=18.59$, $p<0.001$; Species_identity: $F_{1,30}=80.49$, $p<0.001$; Figure 2). Similarly, we found a
304 different pattern of the species along the increasing biomass influencing the transport of beads
305 **placed on the surface of the soil** (GLM: Species_identity× Biomass: $F_{2,30}=7.61$, $p=0.011$;
306 Biomass: $F_{1,30}=11.16$, $p=0.002$; Species_identity: $F_{1,30}=14.56$, $p<0.001$; Figure 2) and of
307 beads **placed inside the dung** (GLM: Species_identity× Biomass: $F_{2,30}=17.86$, $p<0.001$;
308 Biomass: $F_{1,30}=19.31$, $p<0.001$; Species_identity: $F_{1,30}=80.49$, $p<0.001$; Figure 2). The
309 proportion of beads remaining in the dung decreased with increasing *Copris lunaris* density
310 (from an average of 72% of beads remained in the dung at the end of the experiment for
311 treatments with 2 individuals to an average of 28% of beads remained for treatments with 8
312 individuals). On average, 0.01% of beads were left on the surface, but most of them were
313 transported into the soil (from a mean of 26% of beads for treatments with 2 individuals to a
314 mean of 70% for treatments with 8 individuals; Figure A2 in Appendix A). Conversely, the
315 increase in *Onthophagus illyricus* density did not change seed transport into the soil (on
316 average, for all treatments, 90% of beads were still present inside the dung at the end of the
317 experiment), but the few beads transported were found on the surface (on average, 0.06% of
318 beads on the surface; Figure A2 in Appendix A).

320 The results of GLM model showed a different performance of bead dispersal along soil layers
321 in the two species.

322 Models with *Copris lunaris* showed an interaction between beetle density (and biomass) and
323 proportion of beads found in each layer, for both beads placed in dung and over soil surface.

324 In particular, in the upper layer proportion of beads placed on the surface below dung
325 increased with increasing beetle density (and biomass), while those found in the soil surface
326 decrease and those found in dung remained constant. Beads placed inside dung were found
327 mainly in the upper and middle layer in higher proportion with increasing density (and
328 biomass), compared to those found in the above layers (see Table A2 and Fig A3a and A3b).

329 Regarding *Onthophagus illyricus*, in general models show no density (and biomass) effect
330 and show no active transportation, since no beads were found in the soil layers. Only
331 comparing dung vs soil surface, our results show that an increase of beetle density (and
332 biomass) increased the proportion of beads found in dung compared to those found in the
333 surface. (see Table A2 and Fig A4a and A4b for detailed results).

334 Thus, the two species had different effects on the transportation of beads either placed in the
335 dung and on the surface along the soil depth profile. *O. illyricus* transported few beads from
336 the dung to the upper layer of the terrarium (first 5cm of soil). Conversely, *C. lunaris*
337 transported most of the beads to the soil layers (except for the lowest layer). For beads placed
338 on the surface, *O. illyricus* did not transport beads actively, indeed most of the beads were
339 found where they have been placed or in the layers of the dung that were in contact with the
340 surface. *C. lunaris* transported few beads from surface only to the first layer of soil.

341 CORRELATION BETWEEN FUNCTIONS – For *O. illyricus* we found a negative correlation
342 between dung removal and seed germination ($r = -0.67$, DF 14, $t = -3.33$, $p = 0.005$; Figure 3a).
343 For *C. lunaris*, we found a positive correlation between dung removed and bead removal from

344 the dung ($r = 0.84$; DF 13, $t=5.57$, $p<0.001$), and bead removal from the surface of the soil (r
345 $= 0.62$, DF 13, $t=2.84$, $p=0.014$). Our results showed a positive correlation between beads
346 removed from the dung and those removed from the surface of the soil ($r = 0.72$, DF 13,
347 $t=3.45$, $p=0.004$; Figure 3b). No significant correlations were found between seed germination
348 and other ecological functions for *C. lunaris* (Figure 3b).

349

350 **Discussion**

351 Our results confirm that both species identity, biomass, the abundance of individuals in dung
352 pats (i.e. density) and their interactions may be pivotal factors for high provisioning of
353 ecological functions, which also depends on the functions being investigated. Even though the
354 total biomass in the treatments between the two species was comparable, the results in terms
355 of ecosystem functioning is strongly different: higher efficiency of *C. lunaris* species in
356 comparison with *O. illyricus*. This is in accordance with previous studies that have shown
357 that, even at the same total biomass, larger beetles are more effective than smaller ones
358 (Kaartinen et al. 2013; Nervo et al. 2014; Piccini et al. 2017). Moreover, based on the results
359 from previous works on dung removal by monospecific (Tixier et al. 2015) and mixed
360 (Yamada et al., 2007) assemblages of dung beetle species at high densities (Giller and Doube
361 1989), we hypothesized that both beetle abundance, biomass and species identity would have
362 a positive effect on dung removal across treatments. Our results showed that the two species
363 have completely different effects on the ecological functions that were investigated in this
364 study and how these functions correlate with one another within each species (Figure 3). In
365 fact, the dung removal pattern across densities was consistent with previous findings for
366 *Copris lunaris*, but not for *Onthophagus illyricus*, for which the increase of density
367 corresponds to a slight increase of dung remained on the surface. For both species, increasing

368 density did not enhance the number of stems, but *C. lunaris* species facilitated seed
369 germination compared to dung pats without beetles. On the other hand, the amount of bead
370 transport depended on bead position (on the surface beneath dung pats or inside dung) and
371 species present in the dung pat; only *C. lunaris* transported beads and in this case density also
372 affected transport (Figure 2).

373

374 **Dung removal and seed dispersal - the importance of combined** 375 **species identity, biomass/abundance**

376 *Copris lunaris* was the species most effective in all the ecological functions
377 investigated, whereas *Onthophagus illyricus* was not as efficient. ~~Beyond this, we found that~~
378 ~~the abundance of *C. lunaris* in dung pats plays a crucial role in dung system functioning,~~
379 ~~specifically in dung and bead removal.~~

380 The higher abundance of large species increases dung removal efficiency and the
381 amount of seed dispersal (Feer 1999; Yamada et al., 2007). High densities of *C. lunaris* (up to
382 8 beetles per dung pat), equal to 1,76 g of total biomass, did not obstruct dung transport to the
383 soil, i.e. the more beetles that were present, the more dung was transported. The high dung
384 removal efficiency of this species might be related to its particular nesting behavior. Indeed,
385 *C. lunaris* constructs a wide nest with a large amount of dung allocated in several (up to 7)
386 brood balls (Figure A5 in Appendix). The high efficiency in dung and seed removal of
387 nocturnal large-bodied tunnelers, as *C. lunaris*, has been demonstrated by Slade et al. (2007).
388 Specifically, they found that *Catharsius dayacus* was probably responsible for the high levels
389 of dung and seed removal.

390 Conversely, when the density of *O. illyricus* was high (50, 60 and 80 individuals per
391 pat), the interference and/or the competition for the resource or the space was likely too high,

392 and tended to obstruct dung removal. Instead of transporting dung into the soil to after
393 digging tunnels, *O. illyricus* spread the dung all over the surface of the terrarium (Figure A6
394 in Appendix). Thus, in accordance with Giller and Doube 1989, when the intraspecific
395 competition is high, the dung is highly manipulated but only a small amount of it can be
396 transported to soil. Results showed that the lowest average amount of dung remaining was
397 recorded for assemblages with 10 individuals, which might be the optimal *O. illyricus*
398 abundance in dung pats. Similarly, Tixier et al. (2015) found that assemblages with 8
399 individuals of *Onthophagus vacca* were more efficient in removing dung than those with 12
400 beetles. Most of the beads transported from the dung by *O. illyricus* were found on the
401 surface. This finding may suggest that, some large beetle species may actively transport beads
402 in brood balls, while small tunneler species try to avoid bead transportation into the soil.
403 Indeed, dung beetles use dung for feeding and laying eggs, hence they often exclude seeds
404 from the dung that they bury (Slade et al. 2007).

405

406 **Seed germination - species identity matters**

407 The presence of dung pats obstructs germination and, in fact, controls without dung (Csur and
408 C5cm) showed significantly higher number of stems than all the other treatments or controls
409 with dung. However, when taking into account the effect of species identity, we found that
410 assemblages with *C. lunaris* facilitated short term seed germination compared to Cntr controls
411 (with only dung) independently from individual density (i.e. the number of stems across the
412 dung pats did not change according to the number of individuals per pat). In the assemblages
413 with *C. lunaris*, the low amount of dung remaining on the surface did not obstruct seed
414 germination.

415 In their natural environment, the percentage of germinated seeds was negatively correlated
416 with burial depth (Andresen and Levey 2004), and buried seeds were less susceptible to

417 predation and more likely to germinate than ones left on the ground (Pérez-Ramos et al.
418 2013). More specifically, seed germination was proven to be greater in the first few
419 centimeters of soil depth (up to 5cm) than on the surface or at greater depths (Shepherd and
420 Chapman 1998; Koike et al. 2012). Thus, to understand how bead removal from the surface
421 may influence graminoid seed germination, we investigated to which layers beads placed
422 below the dung pats were transported (i.e. bead dispersal in the soil). Beads were transported
423 by *C. lunaris* from the surface to the first layer of soil (5 cm depth), where we proved that
424 germination of *L. multiflorum* was still possible (Figure 1b). Greater burial depth reduced the
425 probability of *L. multiflorum* seedling emergence (Piccini pers. obs., Andresen and Levey
426 2004). As a caveat, we recognize that graminoid seeds do not usually have a spherical shape
427 like our beads, rather they have an elongated shape that might better facilitate soil penetration.
428 Consequently, it is possible that our transport evaluation might be an underestimation of seed
429 dispersal.

430 Conversely, we showed that *O. illyricus* did not facilitate seed germination compared
431 to controls (Cntr). This might be related to high manipulation of dung that may have inhibit
432 seed germination. **This experiment showed** that all assemblages with *O. illyricus* did not move
433 most of the beads placed on the surface, thus germination would not be affected by seed
434 transportation.

435 In conclusion, **species identity**, but not density and total biomass in the terrarium, is a
436 decisive factor that affects the number of seeds that successfully germinated in the short term
437 (4 days). Furthermore, as opposed to that observed for *C. lunaris*, *O. illyricus* does not bury
438 beads placed on the surface and thus it might not prevent seed predation in a natural
439 environment.

440 **Correlation among functions**

441 Species identity greatly influence the provisioning and the relationships among
442 ecological functions (Gagic et al. 2015; Slade et al. 2017). Different correlations between
443 functions were found when we investigated the two species. This might be related to
444 differences in nesting behavior of these species, as *C. lunaris* constructs wide nests filled by
445 several brood balls, whereas *O. illyricus* digs galleries and lays smaller brood balls directly
446 into them.

447 Andresen and Levey (2004) found that the probability that dung beetles buried seeds
448 was higher when surrounded by larger amounts of dung, providing a case for a relationship
449 between dung removal and seed dispersal. Similarly, our study suggests a strong evidence for
450 an interconnection between dung and bead removal for *C. lunaris*. In other words, higher
451 bead removal from the surface of the soil and from inside the dung corresponds to higher
452 dung removal efficiency. Due to its nesting behavior, *C. lunaris* removed high amounts of
453 dung, transporting more beads in this process. In the last two layers of the soil, beads were
454 found inside brood balls, meaning that this species transport beads actively through soil layers.
455 Conversely, we did not detect the same pattern for *O. illyricus*, but an increase in the amount
456 of dung remaining on the surface corresponds to an increase in seed germination. Indeed,
457 through the spreading of dung over the ground surface, *O. illyricus* may facilitate stem
458 penetration of dung pats that are no longer compact and defined (Figure A6 in Appendix A).
459 Therefore, we conclude that the relationship between different ecological functions depends
460 on the species investigated. This is in accord with previous studies where differences in the
461 percentage of seeds buried were likely due to differences in dung beetle communities: a low
462 percentage of seed removal (around 12%) was found in those assemblages where only a few
463 species were present and dominated by small-sized species (Andresen 1999; Estrada and
464 Coates-Estrada 1991; Slade et al. 2007).

465 **Conclusions**

466 Dung beetles are threatened by environmental factors such as unsustainable pastoral
467 practises, changes in land management strategies, and implementation of veterinary drugs in
468 the cattle industry (Negro et al. 2011; Tocco et al. 2012; Tocco et al. 2013). Twenty-one dung
469 beetle species are threatened in the Mediterranean area (IUCN 2016), 76% of which belong to
470 the tunneler functional group and 61% of these tunnelers are also large-bodied. Braga et al.
471 (2013) suggested that the natural ecosystem functioning may reflect a balance between beetle
472 abundance and presence of species with specific attributes (body size, nesting strategy, etc.).
473 Our results re-inforce the idea that optimal provisioning of ecological functions by dung
474 beetles depends on species identity and individual abundance in dung pats. Indeed, even
475 though the total biomass was comparable between treatments of the two different species, *C.*
476 *lunaris* was found more efficient in provisioning of ecological functions than *O. illyricus*.

477 A decline of insect abundance in several habitats have been recently recorded (Geslin
478 et al. 2016; Hallmann et al. 2016) but on the other side abundance have been found as one of
479 the main factors to maintain ecosystem functioning (Winfree et al. 2015; Gaston et al. 2018).
480 Indeed, an increase in beetle relative abundance in dung pats might bring unexpected results
481 in terms of ecological functions provided, as was the case for the dung removal at high
482 densities of *O. illyricus*. On the other side, even at higher abundance, *O. illyricus* was not
483 likewise efficient. Thus, the loss of large beetles, that are more prone to extinction than small
484 ones (Larsen et al. 2005), cannot be compensated in terms of ecosystem functioning by a
485 higher abundance of small common species.

486 Here we evaluated the effect of abundance and biomass in provisioning of ecological
487 functions in monospecific mesocosms. Our study supports the idea that some species (usually
488 the large ones) have a strong functional role in ecosystems and they are threatened throughout
489 Europe (Larsen et al. 2008). Small species are generally more abundant than large ones but
490 they seem to have a weaker functional role.

491 Further investigation should compare results obtained by monospecific experiments with
492 mixed assemblages, to identify possible competition that reduces the efficiency of dung
493 removal or the synergy effect that could enhance the studied functions.

494

495 **ACKNOWLEDGEMENTS**

496 We are grateful to La Mandria Natural Park and IPLA (Istituto per le Piante da Legno e
497 l'Ambiente) for giving us the permission to collect dung beetles. IPLA kindly provided fresh
498 cattle dung (a special thanks to Renzo Lencia). Indoorline srl and Bionova NL assisted us
499 with the provisioning of humus. We kindly thank Lodovico Loreti for his contribution in field
500 and lab activities.

501

502 **Contribution of authors**

503 Experiment design: IP, EC, AR, CP; Data collection: IP; Statistical analysis: IP, EC;
504 Supervision: AR, CP; Writing: IP, EC, AR.

505

506 **STATEMENTS**

- 507 - The authors declare that they have no conflict of interest.
- 508 - **HUMAN AND ANIMAL RIGHTS:** All applicable institutional and/or national guidelines
509 for the care and use of animals were followed.

510

511

512 **References**

- 513 Amézquita S, Favila ME (2010) Removal rates of native and exotic dung by dung beetles
514 (Scarabaeidae: Scarabaeinae) in a fragmented tropical rain forest. *Environmental entomology*,
515 **39**, 328–336
- 516 Andresen E (1999) Seed Dispersal by Monkeys and the Fate of Dispersed Seeds in a Peruvian
517 Rain Forest1. *Biotropica*, **31**, 145–158
- 518 Andresen E (2001) Effects of dung presence, dung amount and secondary dispersal by dung
519 beetles on the fate of *Micropholis guyanensis* (Sapotaceae) seeds in Central Amazonia.
520 *Journal of Tropical Ecology*, **17**, 61–78
- 521 Andresen, E, Feer, F (2005). The role of dung beetles as secondary seed dispersers and their
522 effect on plant regeneration in tropical rainforests. *Seed fate: Predation, dispersal and*
523 *seedling establishment*, 331-349.
- 524 Andresen E, Levey DJ (2004) Effects of dung and seed size on secondary dispersal, seed
525 predation, and seedling establishment of rain forest trees. *Oecologia*, **139**, 45–54
- 526 Bang HS, Lee J-H, Kwon OS, Na, YA, Jang, YS & Kim, W. H. (2005) Effects of paracoprid
527 dung beetles (Coleoptera: Scarabaeidae) on the growth of pasture herbage and on the
528 underlying soil. *Applied Soil Ecology*, **29**, 165–171
- 529 Beynon SA, Mann DJ, Slade EM, Lewis OT (2012) Species-rich dung beetle communities
530 buffer ecosystem services in perturbed agro-ecosystems. *Journal of Applied Ecology*, **49**,
531 1365–1372

532 Braga RF, Korasaki V, Andresen E, Louzada J (2013) Dung Beetle Community and
533 Functions along a Habitat-Disturbance Gradient in the Amazon: A Rapid Assessment of
534 Ecological Functions Associated to Biodiversity. *PLoS One* 8:e57786 . doi:
535 10.1371/journal.pone.0057786

536 Braga, RF, Carvalho R, Andresen E, Anjos DV, Alves-Silva E, and Louzada J (2017).
537 Quantification of four different post-dispersal seed deposition patterns after dung beetle
538 activity. *Journal of Tropical Ecology*, **33**, 407–410.

539 Cosyns E, Delporte A, Lens L, Hoffmann M (2005) Germination success of temperate
540 grassland species after passage through ungulate and rabbit guts. *Journal of Ecology*, **93**, 353–
541 361

542 Couvreur M, Cosyns E, Hermy M, Hoffmann M (2005) Complementarity of epi-and
543 endozoochory of plant seeds by free ranging donkeys. *Ecography*, **28**, 37–48

544 Estes JA, Palmisano JF (1974) Sea otters: their role in structuring nearshore communities.
545 *Science*, **185**, 1058–1060

546 Estrada A, Coates-Estrada R (1991) Howler monkeys (*Alouatta palliata*), dung beetles
547 (Scarabaeidae) and seed dispersal: ecological interactions in the tropical rain forest of Los
548 Tuxtlas, Mexico. *Journal of Tropical Ecology*, **7**, 459–474

549 Feer F (1999) Effects of dung beetles (Scarabaeidae) on seeds dispersed by howler monkeys
550 (*Alouatta seniculus*) in the French Guianan rain forest. *Journal of Tropical Ecology*, **15**, 129–
551 142

552 Gagic V, Bartomeus I, Jonsson T, Taylor, A., Winqvist, C., Fischer, C., Slade, E.M., Steffan-
553 Dewenter, I., Emmerson, M. & Potts, S.G. (2015) Functional identity and diversity of animals

554 predict ecosystem functioning better than species-based indices. *Proceedings of the Royal*
555 *Society of London B: Biological Sciences*, **282**, 20142620 . doi: 10.1098/rspb.2014.2620

556 Gaston, K. J., Cox, D. T., Canavelli, S. B., García, D., Hughes, B., Maas, B., ... & Inger, R.
557 (2018). Population abundance and ecosystem service provision: the case of birds. *BioScience*,
558 68(4), 264-272.

559 Geslin, B., Oddie, M., Folschweiller, M., Legras, G., Seymour, C. L., Van Veen, F. F., &
560 Thébault, E. (2016). Spatiotemporal changes in flying insect abundance and their functional
561 diversity as a function of distance to natural habitats in a mass flowering crop. *Agriculture,*
562 *Ecosystems & Environment*, 229, 21-29.

563 Giller PS, Doube BM (1989) Experimental Analysis of Inter- and Intraspecific Competition in
564 Dung Beetle Communities. *Journal of Animal Ecology* **58**, 129–142.

565 Griffiths, HM, Louzada, J, Bardgett, RD, Beiroz, W, França, F, Tregidgo, D, Barlow, J (2015)
566 Biodiversity and environmental context predict dung beetle mediated seed dispersal in a
567 tropical forest field experiment. *Ecology*, **96**, 1607– 1619.

568 Griffiths, H. M., Bardgett, R. D., Louzada, J., & Barlow, J. (2016). The value of trophic
569 interactions for ecosystem function: dung beetle communities influence seed burial and
570 seedling recruitment in tropical forests. *Proceedings of the Royal Society B: Biological*
571 *Sciences*, 283(1844), 20161634.

572 Hallmann, C. A., Sorg, M., Jongejans, E., Siepel, H., Hofland, N., Schwan, H., ... & Goulson,
573 D. (2017). More than 75 percent decline over 27 years in total flying insect biomass in
574 protected areas. *PloS one*, 12(10), e0185809.

575 Hanski I, Cambefort Y (1991) Dung beetle ecology. Princeton University Press New Jersey

576 Holter P, Scholtz CH, Wardhaugh KG (2002) Dung feeding in adult scarabaeines (tunnellers
577 and endocoprids): even large dung beetles eat small particles. *Ecological Entomology*, **27**,
578 169–176 . doi: 10.1046/j.1365-2311.2002.00399.x

579 Hothorn T, Bretz F, Westfall P (2008) Simultaneous Inference in General Parametric Models.
580 *Biomedical Journal*, **50**, 346–363 . doi: 10.1002/bimj.200810425

581 Jackson JBC, Kirby MX, Berger WH, et al (2001) Historical Overfishing and the Recent
582 Collapse of Coastal Ecosystems. *Science*, **293**, 629–637. doi: 10.1126/science.1059199

583 Janzen DH (1984) Dispersal of small seeds by big herbivores: foliage is the fruit. *The*
584 *American Naturalist*, **123**, 338–353

585 Kaartinen R, Hardwick B, Roslin T (2013) Using citizen scientists to measure an ecosystem
586 service nationwide. *Ecology*, **94**, 2645–2652. doi: 10.1890/12-1165.1

587 Klemperer HG (1982) Normal and atypical nesting behaviour of *Copris lunaris* (L.):
588 comparison with related species (Coleoptera, Scarabaeidae). *Ecological Entomology*, **7**, 69–
589 83

590 Kremen C (2005) Managing ecosystem services: what do we need to know about their
591 ecology? *Ecology Letters*, **8**, 468–479 . doi: 10.1111/j.1461-0248.2005.00751.x

592 Lawson CR, Mann DJ, Lewis OT (2012) Dung beetles reduce clustering of tropical tree
593 seedlings. *Biotropica*, **44**, 271– 275. doi:10.1111/j.1744-7429. 2012.00871.x

594 Larsen TH, Lopera A, Forsyth A (2008) Understanding Trait-Dependent Community
595 Disassembly: Dung Beetles, Density Functions, and Forest Fragmentation. *Conservation*
596 *Biology*, **22**, 1288–1298 . doi: 10.1111/j.1523-1739.2008.00969.x

597 Larsen TH, Williams NM, Kremen C (2005) Extinction order and altered community
598 structure rapidly disrupt ecosystem functioning. *Ecology letters*, **8**, 538–547

599 Macagno ALM, Moczek AP, Pizzo A (2016) Rapid Divergence of Nesting Depth and
600 Digging Appendages among Tunneling Dung Beetle Populations and Species. *The American*
601 *Naturalist*, **187**, E143–E151 . doi: 10.1086/685776

602 Manning, P. and Cutler, G. C (2018). Ecosystem functioning is more strongly impaired by
603 reducing dung beetle abundance than by reducing species richness. *Agriculture, Ecosystems*
604 *& Environment*, **264**, 9-14.

605 Naeem S, Duffy JE, Zavaleta E (2012) The Functions of Biological Diversity in an Age of
606 Extinction. *Science*, **336**, 1401–1406 . doi: 10.1126/science.1215855

607 Nervo B, Caprio E, Celi L, Lonati, M., Lombardi, G., Falsone, G., Iussig, G., Palearini, C.,
608 Said-Pullicino, D. & Rolando, A. (2017) Ecological functions provided by dung beetles are
609 interlinked across space and time: evidence from ¹⁵N isotope tracing. *Ecology*, **98**, 433–446 .
610 doi: 10.1002/ecy.1653

611 Nervo B, Tocco C, Caprio E, Palearini, C. & Rolando, A. (2014) The Effects of Body Mass
612 on Dung Removal Efficiency in Dung Beetles. *PLoS One* 9:e107699. doi:
613 10.1371/journal.pone.0107699

614 Nichols E, Spector S, Louzada J, Larsen, T., Amezquita, S., Favila, M.E. & Network, T.S.R.
615 (2008) Ecological functions and ecosystem services provided by Scarabaeinae dung beetles.
616 *Biological conservation*, **141**, 1461–1474

617 O'Connor, N. E., & Crowe, T. P. (2005). Biodiversity loss and ecosystem functioning:
618 distinguishing between number and identity of species. *Ecology*, 86(7), 1783-1796.

619 O’Hea NM, Kirwan L, Finn JA (2010) Experimental mixtures of dung fauna affect dung
620 decomposition through complex effects of species interactions. *Oikos*, **119**, 1081–1088

621 Ortega-Martínez, I. J., Moreno, C. E., & Escobar, F. (2016). A dirty job: manure removal by
622 dung beetles in both a cattle ranch and laboratory setting. *Entomologia Experimentalis et*
623 *Applicata*, 161(1), 70-78.

624 Pakeman RJ, Digneffe G, Small JL (2002) Ecological correlates of endozoochory by
625 herbivores. *Functional Ecology*, **16**, 296–304

626 Piccini I, Arnieri F, Caprio E, Nervo, B., Pelissetti, S., Palestini, C., Roslin, T. & Rolando, A.
627 (2017) Greenhouse gas emissions from dung pats vary with dung beetle species and with
628 assemblage composition. *PLoS One* 12:e0178077 . doi: 10.1371/journal.pone.0178077

629 Purvis A and Hector A (2000) Getting the measure of biodiversity. *Nature*, **405**, 212–219

630 Rosenlew, H and Roslin, T. (2008) Habitat fragmentation and the functional efficiency of
631 temperate dung beetles. *Oikos*, **117**, 1659–1666

632 Roslin T., M. Forshage, F. Ødegaard, C. Ekblad, G. Liljeberg. 2014. Nordens dyngbaggar
633 (Dung beetles of Northern Europe) - Tibiale, Helsinki

634 Shepherd VE and Chapman CA (1998) Dung beetles as secondary seed dispersers: impact on
635 seed predation and germination. *Journal of Tropical Ecology*, **14**, 199–215

636 Slade, E.M., Mann, D.J., Villanueva, J.F., Lewis, O.T. (2007) Experimental evidence for the
637 effects of dung beetle functional group richness and composition on ecosystem function in a
638 tropical forest. *Journal of Animal Ecology*, **76**, 1094–1104.

639 Slade EM, Kirwan L, Bell T, Philipson, C., Lewis, O., Roslin, T. (2017) The importance of
640 species identity and interactions for multifunctionality depends on how ecosystem functions
641 are valued. *Ecology*, **98**, 2626–2639 . doi: 10.1002/ecy.1954

642 Slade, E.M., Riutta, T., Roslin, T. & Tuomisto, H.L. (2016) The role of dung beetles in
643 reducing greenhouse gas emissions from cattle farming. *Scientific reports*, **6** doi:
644 10.1038/srep22683

645 Stanton R, Piltz J, Pratley J, Kaiser, A., Hudson D. & Dill G. (2002) Annual ryegrass (*Lolium*
646 *rigidum*) seed survival and digestibility in cattle and sheep. *Australian journal of*
647 *experimental agriculture*, **42**, 111–115

648 Tixier T, Bloor JMG, Lumaret J-P (2015) Species-specific effects of dung beetle abundance
649 on dung removal and leaf litter decomposition. *Acta Oecologica*, **69**, 31–34. doi:
650 10.1016/j.actao.2015.08.003

651 Traveset A (1998) Effect of seed passage through vertebrate frugivores' guts on germination:
652 a review. *Perspectives in Plant ecology, evolution and systematics*, **1**, 151–190

653 Winfree R, W. Fox J, Williams NM, Williams, N. M., Reilly, J. R., Cariveau, D. P. (2015)
654 Abundance of common species, not species richness, drives delivery of a real-world
655 ecosystem service. *Ecology Letters*, **18**, 626–635. doi: 10.1111/ele.12424

656 Xu R (2003) Measuring explained variation in linear mixed effects models. *Statistical*
657 *Medicine*, **22**, 3527–3541. doi: 10.1002/sim.1572

658 Yamada D, Imura O, Shi K, Shibuya T (2007) Effect of tunneler dung beetles on cattle dung
659 decomposition, soil nutrients and herbage growth. *Grassland Science*, **53**, 121–129. doi:
660 10.1111/j.1744-697X.2007.00082.x

- 661 Young W.C., Chilcote D.O., Youngberg H.W. (1996) Annual ryegrass seed yield response to
662 grazing during early stem elongation. *Agronomy journal*, **88**, 211–215
- 663 Zavaleta E.S. and Hulvey K.B. (2004) Realistic species losses disproportionately reduce
664 grassland resistance to biological invaders. *Science*, **306**, 1175–1177
- 665 Wicklow DT, Kumar R, Lloyd JE (1984) Germination of blue grama seeds buried by dung
666 beetles (Coleoptera: Scarabaeidae). *Environmental entomology*, **13**, 878–881
- 667

668 *Figure 1: Boxplots of the variation of the number of stems derived from germinated seeds.*
669 *Letters above boxes identify significant as revealed by Tukey post-hoc analyses of linear*
670 *models (for significance see Table A1 in Appendix). Controls with dung and without beetles*
671 *were indicated by “Cntr”; treatments with *O. illyricus* by “O_x” and those with *C. lunaris* by*
672 *“Co_x”, where x is the number of individuals per treatment.*

673 *Figure 2: Relationship between dung beetle biomass and dung removal (A), bead removal*
674 *from the soil surface (B) and bead removal from the dung (C) for two different dung beetle*
675 *species: *C. lunaris* (light grey) and *O. illyricus* (dark grey). Lines represent best fit models*
676 *and shadows 95% CI.*

677 *Figure 3: Pearson's correlation coefficients among different ecosystem functions: dung*
678 *removed, beads removed from dung (BRD), bead removed from soil surface (BRS) and seed*
679 *germination (Stems).*

680

681

682

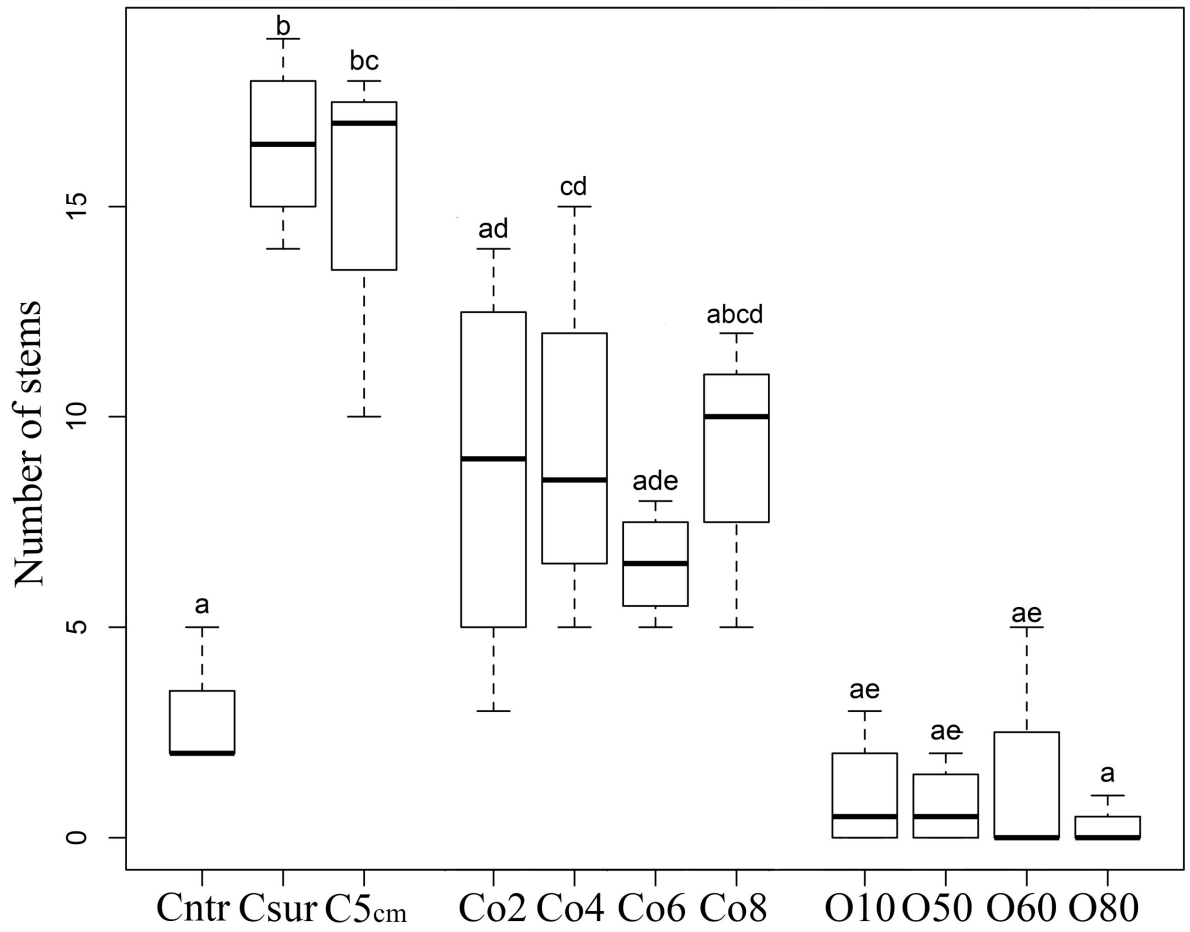
683

684

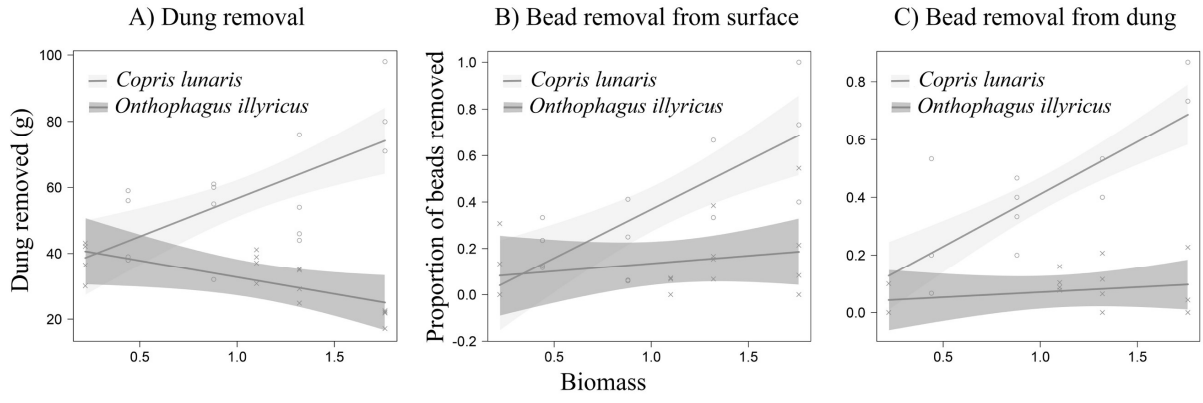
685

686

687

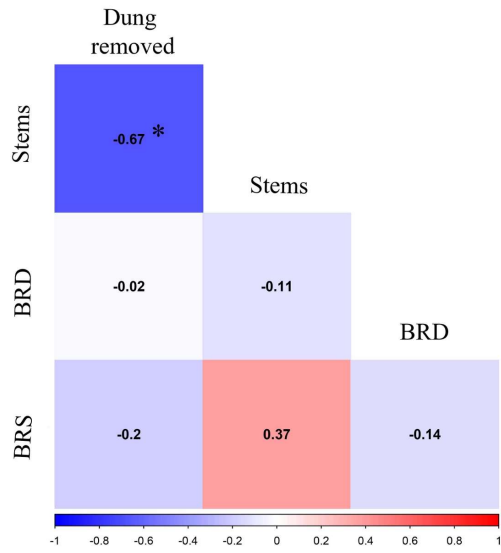


690 Figure 2
691
692
693
694
695
696

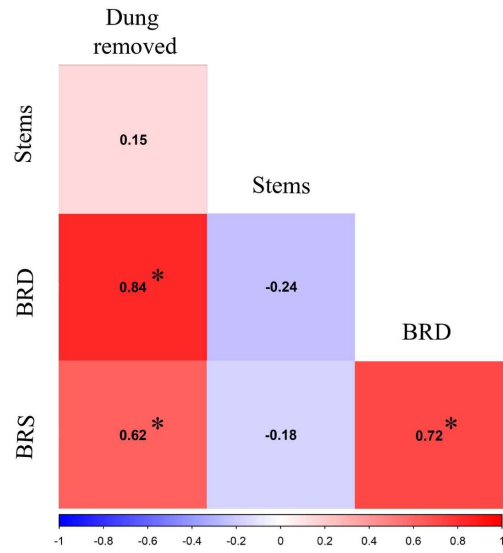


697

A) *Onthophagus illyricus*



B) *Copris lunaris*



699