

AperTO - Archivio Istituzionale Open Access dell'Università di Torino

Collective dynamics of social annotation

This is the author's manuscript

Original Citation:

Availability:

This version is available <http://hdl.handle.net/2318/1730509> since 2020-02-24T16:38:31Z

Published version:

DOI:10.1073/pnas.0901136106

Terms of use:

Open Access

Anyone can freely access the full text of works made available as "Open Access". Works made available under a Creative Commons license can be used according to the terms and conditions of said license. Use of all other works requires consent of the right holder (author or publisher) if not exempted from copyright protection by the applicable law.

(Article begins on next page)

Collective dynamics of social annotation

Ciro Cattuto,¹ Alain Barrat,^{2,1} Andrea Baldassarri,³ Gregory Schehr,⁴ and Vittorio Loreto^{3,1}

¹*Complex Systems and Networks Lagrange Laboratory (CNLL), ISI Foundation, Turin, Italy*

²*Centre de Physique Théorique (CNRS UMR 6207),*

Campus de Luminy, Case 907, 13288 Marseille cedex 9, France

³*Dipartimento di Fisica, “Sapienza” Università di Roma, Piazzale Aldo Moro 5, 00185 Roma, Italy*

⁴*Laboratoire de Physique Théorique (CNRS UMR8627),*

Université Paris-Sud, 91405 Orsay cedex, France

The enormous increase of popularity and use of the WWW has led in the recent years to important changes in the ways people communicate. An interesting example of this fact is provided by the now very popular social annotation systems, through which users annotate resources (such as web pages or digital photographs) with text keywords dubbed tags. Understanding the rich emerging structures resulting from the uncoordinated actions of users calls for an interdisciplinary effort. In particular concepts borrowed from statistical physics, such as random walks, and the complex networks framework, can effectively contribute to the mathematical modeling of social annotation systems. Here we show that the process of social annotation can be seen as a collective but uncoordinated exploration of an underlying semantic space, pictured as a graph, through a series of random walks. This modeling framework reproduces several aspects, so far unexplained, of social annotation, among which the peculiar growth of the size of the vocabulary used by the community and its complex network structure that represents an externalization of semantic structures grounded in cognition and typically hard to access.

PACS numbers:

Keywords:

I. INTRODUCTION

The rise of Web 2.0 has dramatically changed the way in which information is stored and accessed, and the relationship between information and on-line users. This is prompting the need for a new research agenda about “Web Science”, as put forward in [1]. A central role is played by user-driven information networks, i.e., networks of on-line resources built in a bottom-up fashion by Web users. These networks entangle cognitive, behavioral and social aspects of human agents with the structure of the underlying technological system, effectively creating techno-social systems that display rich emergent features and *emergent semantics* [2, 3]. Understanding their structure and evolution brings forth new challenges.

Many popular Web applications are now exploiting user-driven information networks built by means of *social annotations* [4, 5]. Social annotations are freely established associations between Web resources and metadata (keywords, categories, ratings) performed by a community of Web users with little or no central coordination. A mechanism of this kind which has swiftly become well-established is that of collaborative tagging [6, 7], whereby Web users associate free-form keywords – called “tags” – with on-line content such as Web pages, digital photographs, bibliographic references and other media. The product of the users’ tagging activity is an open-ended information network – commonly referred to as “folksonomy” – which can be used for navigation and recommendation of content, and has been the object of many recent investigations across different disciplines [8, 9]. Here we show how simple concepts borrowed from statistical physics and the study of complex networks can provide a modeling framework for the dynamics of collaborative tagging and the structure of the ensuing folksonomy.

Two main aspects of the social annotation process, so far unexplained, deserve a special attention. One striking feature is the so-called Heaps’ law [10] (also known as Herdan’s law in linguistics), originally studied in Information Retrieval for its relevance for indexing schemes [11]. Heaps’ law is an empirical law which describes the growth in a text of the number of distinct words as a function of the number of total words scanned. It describes thus the rate of innovation in a stream of words, where innovation means the adoption for the first time in the text of a given word. This law, also experimentally observed in streams of tags, consists of a power-law with a sub-linear behavior [9, 12]. In this case the rate of innovation is the rate of introduction of new tags, and a sub-linear behavior corresponds to a rate of adoption of new words or tags decreasing with the total number of words (or tags) scanned. Most existing studies about Heaps’ law, either in Information Retrieval or in linguistics, explained it as a consequence of the so-called Zipf’s law [11, 13]. It would instead be highly desirable to have an explanation for it relying only on very basic assumptions on the mechanisms behind social annotation.

Another important way to analyze the emerging data structures is given by the framework of complex networks [14, 15, 16]. These structures are indeed user-driven information networks [17], i.e., networks linking (for instance) on-line

resources, tags and users, built in a bottom-up fashion through the uncoordinated activity of thousands to millions of Web users. We shall focus in particular on the particular structure of the so-called co-occurrence network. The co-occurrence network is a weighted network where nodes are tags and two tags are linked if they were used together by at least one user, the weight being larger when this simultaneous use is shared by many users. Correlations between tag occurrences are (at least partially) an externalization of the relations between the corresponding meanings [18, 19] and have been used to infer formal representations of knowledge from social annotations [20]. Notice that co-occurrence of two tags is not a priori equivalent to a semantic link between the meanings/concepts associated with those tags, and that understanding what co-occurrence precisely means, in terms of semantic relations of the co-occurring tags, is an open question that is investigated in more applied contexts [21, 22].

On these aspects of social annotation systems, a certain number of stylized facts, about e.g. tag frequencies [7, 9] or the growth of the tag vocabulary [12], have been reported but no modeling framework exists which can naturally account for them while reproducing the co-occurrence network structure. Here we ask whether one is able to explain the structure of such a network in terms of some suitable generative model and how the structure of the experimentally observed co-occurrence network is related to the underlying hypotheses of the modeling scheme. We show in particular that the idea of social exploration of a semantic space has more than a metaphorical value, and actually allows us to reproduce simultaneously a set of independent correlations and fine observables of tag co-occurrence networks as well as robust stylized facts of collaborative tagging systems.

II. USER-DRIVEN INFORMATION NETWORKS

We investigate user-driven information networks using data from two social bookmarking systems: del.icio.us[31] and BibSonomy[32]. Del.icio.us is a very popular system for bookmarking web pages and pioneered the mechanisms of collaborative tagging. It hosts a large body of social annotations that have been used for several scientific investigations. BibSonomy is a smaller system for bookmarking bibliographic references and web pages [23]. Both del.icio.us and BibSonomy are *broad* folksonomies [24], in which users provide metadata about pre-existing resources and multiple annotations are possible for the same resource, making the ensuing tagging patterns truly “social” and allowing their statistical characterization.

A single user annotation, also known as a *post*, is a triple of the form (u, r, T) , where u is a user identifier, r is the unique identifier of a resource (a URL pointing to a web page, for the systems under study), and $T = \{t_1, t_2, \dots\}$ is a set of tags represented as text strings. We define the tag co-occurrence network based on post co-occurrence. That is, given a set of posts, we create an undirected and weighted network where nodes are tags and two tags t_1 and t_2 are connected by an edge if and only if there exists one post in which they were used in conjunction. The weight $w_{t_1 t_2}$ of an edge between tags t_1 and t_2 can be naturally defined as the number of distinct posts where t_1 and t_2 co-occur. This construction reflects the existence of semantic correlations between tags, and translates the fact that these correlations are stronger between tags co-occurring more frequently. We emphasize once again that the co-occurrence network is an externalization of hidden semantic links, and therefore distinct from underlying semantic lexicons or networks.

A. Data from del.icio.us

The del.icio.us dataset we used consists of approximately $5 \cdot 10^6$ posts, comprising about 650 000 users, $1.9 \cdot 10^6$ resources (bookmarks) and $2.5 \cdot 10^6$ distinct tags. It covers almost 3 years of user activity, from early 2004 up to November 2006. Overall, 667 128 user pages of the del.icio.us community were crawled, for a total of 18 782 132 resources, 2 454 546 distinct tags, and 140 333 714 tag assignments (triples).

The data were subsequently post-processed for the present study. We discarded all posts containing no tags (about 7% of the total). As del.icio.us is case-preserving but not case sensitive, we ignored capitalization in tag comparison, and counted all different capitalizations of a given tag as instances of the same lower-case tag. The timestamp of each post was used to establish post ordering and determine the temporal evolution of the system. Posts with invalid timestamps, i.e. times set in the future or before del.icio.us started operating, were discarded as well (less than 0.5% of the total).

Except for the normalization of character case, no lexical normalization was applied to tags during post-processing. The notion of identity of tags is identified with the notion of identity of their string representation.

B. Data from BibSonomy

BibSonomy [23] is a smaller system than del.icio.us, but it was designed keeping data sharing in mind. Because of this, there is no need to crawl BibSonomy by downloading HTML pages and parsing them. Direct access to post data in structured form is available by using the BibSonomy API (<http://www.bibsonomy.org/help/doc/api.html>). Moreover, the BibSonomy team periodically releases snapshot datasets of the full system and makes them available to the research community. For the present work we used the dataset released on January 2008 (<https://www.kde.cs.uni-kassel.de/bibsonomy/dumps/2007-12-31.tgz>).

BibSonomy allows two different types of resources: bookmarks (i.e., URLs of web pages, similar to del.icio.us) and BibTeX entries. To make contact with the analysis done for del.icio.us, we restricted the dataset to the posts involving bookmark resources only. The resulting dataset we used comprises 1 400 users, 127 115 resources, 37 966 distinct tags, and 503 928 tag assignments (triples). The data from BibSonomy was post-processed in the same way as the data from del.icio.us.

While the BibSonomy dataset is much smaller than the del.icio.us dataset, it is a precious one: direct access to BibSonomy’s database guarantees that the BibSonomy dataset is free from biases due to the data collection procedure. This is important because it allows us to show that the investigated features of the data are robust across different systems, and not only established in a case where biases due to data collection could be possible.

C. Data analysis

The study of the global properties of the tagging system, and in particular of the global co-occurrence network, is of interest but mixes potentially many different phenomena. We therefore consider a narrower semantic context, defined as the set of posts containing one given tag. We define the vocabulary associated with a given tag t^* as the set of all tags occurring in a post together with t^* , and the time is counted as the number of posts in which t^* has appeared. The size of the vocabulary follows a sub-linear power-law growth (Fig. 1), similar to the Heaps’ law [10] observed for the vocabulary associated with a given resource, and for the global vocabulary [12]. Figure 1 also displays the main properties of the co-occurrence network, as measured by the quantities customarily used to characterize statistically complex networks and to validate models [15, 16]. These quantities can be separated in two groups. On the one hand, they include the distributions of single node or single link quantities, whose investigations allow to distinguish between homogeneous and heterogeneous systems. Figure 1 shows that the co-occurrence networks display broad distributions of node degrees k_t (number of neighbors of node t), node strengths s_t (sum of the weights of the links connected to t , $s_t = \sum_{t'} w_{tt'}$), and link weights. The average strength $s(k)$ of vertices with degree k , $s(k) = \frac{1}{N_k} \sum_{t/k_t=k} s_t$, where N_k is the number of nodes of degree k , also shows that correlations between topological information and weights are present. On the other hand, these distributions by themselves are not sufficient to fully characterize a network and higher order correlations have to be investigated. In particular, the average nearest neighbors degree of a vertex t , $k_{nn,t} = \frac{1}{k_t} \sum_{t' \in \mathcal{V}(t)} k_{t'}$, where $\mathcal{V}(t)$ is the set of t ’s neighbors, gives information on correlations between the degrees of neighboring nodes. Moreover, the clustering coefficient $c_t = e_t / (k_t(k_t - 1)/2)$ of a node t measures local cohesiveness through the ratio between the number e_t of links between the k_t neighbors of t and the maximum number of such links [25]. The functions $k_{nn}(k) = \frac{1}{N_k} \sum_{t/k_t=k} k_{nn,t}$ and $C(k) = \frac{1}{N_k} \sum_{t/k_t=k} c_t$ are convenient summaries of these quantities, that can also be generalized to include weights (see SI for the definitions of $k_{nn}^w(k)$ and $C^w(k)$). Figure 1 shows that broad distributions and non-trivial correlations are observed. All the measured features are robust across tags within one tagging system, and also across the tagging systems we investigated.

III. MODELING SOCIAL ANNOTATION

The observed features are emergent characteristics of the uncoordinated action of a user community, which call for a rationalization and for a modeling framework. We now present a simple mechanism able to reproduce the complex evolution and structure of the empirical data.

The fundamental idea underlying our approach, illustrated in Fig. 2, is that a post corresponds to a random walk (RW) of the user in a “semantic space” modeled as a graph. Starting from a given tag, the user adds other tags, going from one tag to another by semantic association. It is then natural to picture the semantic space as network-like, with nodes representing tags and links representing the possibility of a semantic link [26]. A precise and complete description of such a semantic network being out of reach, we make very general hypothesis about its structure and we have checked the robustness of our results with respect to different plausible choices of the graph structure [26]. Nevertheless, as we shall see later on, our results help fixing some constraints on the structural properties of such

a semantic space: it should have a finite average degree together with a small graph diameter, which ensures that RWs starting from a fixed node and of limited length can potentially reach all nodes of the graph. In this framework, the vocabulary co-occurring with a tag is associated with the ensemble of nodes reached by successive random walks starting from a given node, and its size with the number of *distinct* visited nodes, $N_{distinct}$, which grows as a function of the number of performed random walks n_{RW} .

A. Fixed length random walks

Let us first consider random walks of fixed length l starting from a given node i_0 . We denote by p_i the probability for each of these random walks to visit node i . The probability that i has *not* been visited after n_{RW} random walks is then simply

$$\text{Proba}(i \text{ not visited}) = (1 - p_i)^{n_{RW}} , \quad (1)$$

since the random walks are independent stochastic processes, and the probability that i has been visited at least once reads

$$\text{Proba}(i \text{ visited}) = 1 - \text{Proba}(i \text{ not visited}) = 1 - (1 - p_i)^{n_{RW}} . \quad (2)$$

The average number of distinct nodes visited after n_{RW} random walks is then given, without any assumption on the network's structure, by

$$N_{distinct} = \sum_i (1 - (1 - p_i)^{n_{RW}}) , \quad (3)$$

where the sum runs over all nodes of the network.

While this exact expression is not yet really informative, it is possible to go further under some simple assumptions (we also note that analytical results are available in the case of random walks performed either on lattices or on fractal substrates [27]). Since all the random walks start from the same origin i_0 , it is useful to divide the network into successive “rings” [28], each ring of label l being formed by the nodes at distance l from i_0 . The ring $l = 1$ is formed by the neighbours of i_0 , the ring $l = 2$ by the neighbours' neighbours which are not part of ring 1, and so forth. We denote by N_l the number of nodes in ring l . We now make the assumption that all N_l nodes at distance l have the same probability to be reached by a random walk starting from i_0 (which is the sole element of ring 0). This is rigorously true for example for a tree with constant coordination number, and more generally will hold approximately in homogeneous networks, while stronger deviations are expected in heterogeneous networks. Let us assume moreover that the random walk of length l_{max} consists, at each step, of moving from one ring l to the next ring $l + 1$. This is once again rigorously true for a self-avoiding random-walk on a tree, and can be expected to hold approximately if N_l grows fast enough with l : the probability to go from ring l to ring $l + 1$ is then larger than to go back to ring $l - 1$ or to stay within ring l . For each random walk of length l_{max} , we then have $p_i = 1/N_l$ for each node i in ring $l \leq l_{max}$, and after n_{RW} walks, the average number of distinct visited nodes reads

$$N_{distinct} = \sum_{l=0}^{l_{max}} N_l (1 - (1 - 1/N_l)^{n_{RW}}) . \quad (4)$$

The expression (4) lends itself to numerical investigation using various forms for the growth of N_l as a function of l . We obtain (not shown) that, as n_{RW} increases, $N_{distinct}$ increases, with an approximate power-law form, and saturates as $n_{RW} \rightarrow \infty$ at the total number of reachable nodes $\sum_{l=0}^{l_{max}} N_l$. Moreover, the increase at low n_{RW} is sub-linear if N_l grows fast enough with l (at least $\sim l^2$), and is closer to linear if l_{max} increases.

B. Random walks of random lengths

Empirical evidence on the distribution of post lengths (Fig. 2) suggests to consider random walks of random lengths, distributed according to a broad law. Let us therefore now consider, under the same assumptions, that the successive random walks have randomly distributed lengths according to a certain $P(l)$. Each ring l , on average, is then reached by a random walk $n_{RW} \times \sum_{l' \geq l} P(l') \equiv n_{RW} P_{>}(l)$ times, so that we have approximately

$$N_{distinct} = \sum_{l=0}^{\infty} N_l (1 - (1 - 1/N_l)^{n_{RW} P_{>}(l)}) , \quad (5)$$

where the sum (provided it converges) now runs over all possible lengths.

If $P(l)$ is narrowly distributed around an average value, the form (5) will not differ very much from the case of fixed length given by Eq. (4). Conversely, for a broad $P(l)$, longer random walks will occur as n_{RW} increases and the tail of $P(l)$ is sampled, allowing visits to nodes situated further from i_0 and avoiding the saturation effect observed for random walks of fixed length.

In some particular cases, a further analytical insight into the form of $N_{distinct}(n_{RW})$ can be obtained:

- assume that $N_l \sim l^a$, and that $P(l)$ is power-law distributed ($P(l) \sim 1/l^b$). Then $N_{distinct}(n_{RW}) \sim \sum_{l=0}^{\infty} l^a (1 - \exp(-n_{RW}/(cl^{a+b-1})))$, where c is a constant. The terms in the sum become negligible for l larger than $n_{RW}^{1/(a+b-1)}$, while they are close to l^a for smaller values of l . The sum therefore behaves as

$$N_{distinct} \sim n_{RW}^{(a+1)/(a+b-1)}, \quad (6)$$

i.e. a power-law. For instance, for $b = 3$ we obtain a sub-linear power-law growth with exponent $(a+1)/(a+2)$, i.e. $2/3$ for $a = 1$, or $3/4$ for $a = 2$.

- assume that $N_l \sim z^l$, which corresponds to a tree in which each node has $z + 1$ neighbours, and $P(l) \sim 1/l^b$. Then $N_{distinct}(n_{RW}) \sim \sum_{l=0}^{\infty} z^l (1 - \exp(-n_{RW}/(cz^l l^{b-1})))$. As in the previous case, the terms in the sum become negligible for l larger than $(\log(n_{RW}) - (b-1)\log(\log(n_{RW}/\log(z))))/\log(z)$, while they are close to z^l for smaller l . Thus the sum behaves as

$$N_{distinct} \sim n_{RW}/(\log(n_{RW}))^{b-1}, \quad (7)$$

i.e. we obtain a linear behaviour with logarithmic corrections, which is known to be very similar to sub-linear power-law behaviours.

We have thus shown analytically, under reasonable assumptions, that performing fixed length random walks starting from the same node yields a growth of the number of distinct visited sites (representing the vocabulary size) as a function of the number of random walks (representing posts) which is sub-linear with a saturation effect, and that broad distributions of the walks lengths lead to sub-linear growths of the vocabulary, and avoid the saturation effect.

Figure 3(top) shows a confirmation of the appearance of a sub-linear power-law-like growth of $N_{distinct}$, mimicking the Heaps' law observed in tagging systems, for random walks performed on a Watts-Strogatz network.

IV. SYNTHETIC CO-OCCURRENCE NETWORKS

Vocabulary growth is only one aspect of the dynamics of tagging systems. Networks of co-occurrence carry much more detailed signatures that present very specific features (Fig. 1). Interestingly, our approach allows to construct *synthetic* co-occurrence networks: we associate to each random walk a clique formed by the nodes visited (see Fig. 2), and consider the union of the n_{RW} such cliques. Moreover, each link i, j built in this way receives a weight equal to the number of times nodes i and j appear together in a random walk. This construction mimics precisely the obtention of the empirical co-occurrence network, and also reflects the idea that tags that are far apart in the underlying semantic network are visited together less often than tags which are semantically closer. Figures 3 and 4 show how the synthetic networks reproduce *all* statistical characteristics of the empirical data (Fig. 1), both topological and weighted, including highly non-trivial correlations between topology and weights. Figure 4 in particular explores how the weight w_{ij} of a link is correlated with its extremities' degrees k_i and k_j . The peculiar shape of the curve can be understood within our framework. First, the broad distribution in l is responsible for the plateau ~ 1 at small values of $k_i k_j$, since it corresponds to long RWs that occur rarely and visit nodes that will be typically reached a very small number of times (hence small weights). Moreover, $w_{ij} \sim (k_i k_j)^a$ at large weights. Denoting by f_i the number of times node i is visited, $w_{ij} \sim f_i f_j$ in a mean-field approximation that neglects correlations. On the other hand, k_i is by definition the number of distinct nodes visited together with node i . Restricting the random walks to the only processes that visit i , it is reasonable to assume that such sampling preserves Heaps' law, so that $k_i \propto f_i^\alpha$, where α is the growth exponent for the global process. This leads to $w_{ij} \sim (k_i k_j)^a$ with $a = 1/\alpha$. Since $\alpha \simeq .7 - .8$, we obtain a close to $1.3 - 1.5$, consistently with the numerics.

Strikingly, the synthetic co-occurrence networks reproduce other, more subtle observables, such as the distribution of cosine similarities between nodes. In a weighted network, the similarity of two nodes i_1 and i_2 can be defined as

$$\text{sim}(i_1, i_2) \equiv \sum_j \frac{w_{i_1 j} w_{i_2 j}}{\sqrt{\sum_\ell w_{i_1 \ell}^2 \sum_\ell w_{i_2 \ell}^2}}, \quad (8)$$

which is the scalar product of the vectors of normalized weights of nodes i_1 and i_2 . This quantity, which measures the similarities between neighbourhoods of nodes, contains non-trivial semantic information that can be used to detect synonymy relations between tags, or to uncover “concepts” from social annotations [29]. Figure 5 shows the histograms of pair-wise similarities between nodes in real and synthetic co-occurrence networks. The distributions are very similar, with a skewed behaviour and a peak for low values of the similarities.

While the data shown in Figs 3 and 4 correspond to a particular example of underlying network (a Watts-Strogatz network, see [25]) taken as a cartoon for the semantic space, we have also investigated the dependence of the synthetic network properties on the structure of the semantic space and on the other parameters, such as n_{RW} or the distribution of the random walk lengths. Interestingly, we find an overall extremely robust behavior for the diverse synthetic networks, showing that the proposed mechanism reproduces the empirical data without any need for strong hypothesis on the semantic space structure. The only general constraints we can fix on our proposed mechanism are the existence of an underlying semantic graph with a small diameter and a finite average degree (random walks on a fully connected graph would not work, for instance) and a broad distribution of post lengths. This lack of strong constraints on the precise structure of the underlying semantic network is actually a remarkable feature of the proposed mechanism. The details of the underlying network will unavoidably depend on the context, namely on the specific choice of the central tag t^* , and the robustness of the generative model matches the robustness of the features observed in co-occurrence networks from real systems. Of course, given an empiric co-occurrence network, a careful simultaneous fitting procedure of the various observables would be needed to choose the most general class of semantic network structures that generate that specific network by means of the mechanism introduced here. This delicate issue goes beyond the goal of this paper, and also raises the open question of the definition of the minimal set of statistical observables needed to specify a graph [30].

V. CONCLUSIONS

Investigating the interplay of human and technological factors in user-driven systems is crucial to understand the evolution and the potential impact these techno-social systems will have on our societies. Here we have shown that sophisticated features of the information networks stemming from social annotations can be captured by regarding the process of social annotation as a collective exploration of a semantic space, modeled as a graph, by means of a series of random walks. The proposed generative mechanism naturally yields an explanation for the Heaps’ law observed for the growth of tag vocabularies. The properties of the co-occurrence networks generated by this mechanism are robust with respect to the details of the underlying graph, provided it has a small diameter and a small average degree. This mirrors the robustness of the stylized facts observed in the experimental data, across different systems.

Networks of resources, users, and metadata such as tags have become a central collective artifact of the information society. These networks expose aspects of semantics and of human dynamics, and are situated at the core of innovative applications. Because of their novelty, research about their structure and evolution has been mostly confined to applicative contexts. The results presented here are a definite step towards a fundamental understanding of user-driven information networks that can prompt interesting developments, as they involve the application of recently-developed tools from complex networks theory to this new domain. An open problem, for instance, is the generalization of our modeling approach to the case of the full hyper-graph of social annotations, of which the co-occurrence network is a projection. Moreover, user-driven information networks lend themselves to the investigation of the interplay between social behavior and semantics, with theoretical and applicative outcomes such as node ranking (i.e., for search and recommendation), detection of non-social behavior (such as spam), and the development of algorithms to learn semantic relations from large-scale dataset of social annotations.

Acknowledgments

The authors wish to thank A. Capocci, H. Hilhorst and V.D.P. Servedio for many interesting discussions and suggestions. This research has been partly supported by the TAGora project funded by the Future and Emerging Technologies program (IST-FET) of the European Commission under the contract IST-34721.

-
- [1] Berners-Lee T, Hall W, Hendler J, Shadbolt N, Weitzner, DJ (2006) Creating a Science of the Web. *Science* 313:769–771.
 - [2] Staab S, Santini S, Nack F, Steels L, Maedche A (2002) Emergent semantics. *Intelligent Systems, IEEE [see also IEEE Expert]* 17: 78–86.

- [3] Mika, P (2007) Ontologies are us: A unified model of social networks and semantics. *Web Semant.* 5: 5–15.
- [4] Wu X, Zhang L, Yu Y (2006) Exploring social annotations for the semantic web. (ACM, New York, NY, USA), pp. 417–426.
- [5] Hammond T, Hannay T, Lund B, Scott J (2005) Social Bookmarking Tools (I): A General Review. *D-Lib Magazine* 11.
- [6] Mathes A (2004) Folksonomies – Cooperative Classification and Communication Through Shared Metadata. <http://www.adammathes.com/academic/computer-mediated-communication/folksonomies.html>.
- [7] Golder S, Huberman BA (2006) The Structure of Collaborative Tagging Systems. *Journal of Information Science* 32:198–208.
- [8] Marlow C, Naaman M, Boyd D, Davis, M (2006) HT06, tagging paper, taxonomy, Flickr, academic article, to read. (ACM, New York, NY, USA), pp. 31–40.
- [9] Cattuto C, Loreto V, Pietronero L (2007) Semiotic Dynamics and Collaborative Tagging. *Proc. Natl. Acad. Sci. USA* 104:1461–1464.
- [10] Heaps HS (1978) *Information Retrieval: Computational and Theoretical Aspects*. (Academic Press, Inc., Orlando, FL, USA).
- [11] Baeza-Yates RA, Navarro G (2000) Block addressing indices for approximate text retrieval. *Journal of the American Society of Information Science* 51:69–82.
- [12] Cattuto C, Baldassarri A, Servedio VDP, Loreto, V (2007) Vocabulary growth in collaborative tagging systems. <http://arxiv.org/abs/0704.3316>.
- [13] Zipf GK (1949) *Human Behavior and the Principle of Least Effort*. (Addison-Wesley, Reading MA (USA)).
- [14] Dorogovtsev S, Mendes J (2003) *Evolution of Networks: From Biological Nets to the Internet and WWW*. (Oxford University Press, Oxford).
- [15] Pastor-Satorras R, Vespignani, A (2004) *Evolution and structure of the Internet: A statistical physics approach*. (Cambridge University Press, Cambridge).
- [16] Barrat A, Barthélemy M, Vespignani A (2008) *Dynamical processes on complex networks*. (Cambridge University Press, Cambridge).
- [17] Cattuto C, Schmitz C, Baldassarri A, Servedio VDP, Loreto V, Hotho A, Grahl M, Stumme G (2007) Network Properties of Folksonomies. *AI Communications Journal, Special Issue on Network Analysis in Natural Sciences and Engineering* 20:245–262.
- [18] Sowa JF (1984) *Conceptual structures: information processing in mind and machine*. (Addison-Wesley Longman Publishing Co., Inc., Boston, MA, USA).
- [19] Sole RV, Corominas B, Valverde S, Steels L (2008) Language Networks: their structure, function and evolution. *Trends in Cognitive Sciences*.
- [20] Heymann P, Garcia-Molina H (2006) Collaborative creation of communal hierarchical taxonomies in social tagging systems, (Computer Science Department), Technical Report 2006-10.
- [21] Cattuto C, Benz D, Hotho A, Stumme G (2008) Semantic Grounding of Tag Relatedness in Social Bookmarking Systems. *LNCS* 5318:615–631.
- [22] Cattuto C, Benz D, Hotho A, Stumme G (2008) Semantic Analysis of Tag Similarity Measures in Collaborative Tagging Systems. Proceedings of the 3rd Workshop on Ontology Learning and Population (OLP3).
- [23] Hotho A, Jäschke R, Schmitz C, Stumme G (2006) *BibSonomy: A Social Bookmark and Publication Sharing System* eds. de Moor, A, Polovina, S, & Delugach, H. (Aalborg University Press, Aalborg, Denmark).
- [24] Thomas Vander Wal (2005) Explaining and showing broad and narrow folksonomies. http://www.personalinfoloud.com/2005/02/explaining_and_.html.
- [25] Watts DJ, Strogatz, SH (1998) Collective dynamics of “small-world” networks. *Nature* 393:440–442.
- [26] Steyvers M, Tenenbaum JB (2005) The Large-Scale Structure of Semantic Networks: Statistical Analyses and a Model of Semantic Growth. *Cognitive Science* 29:41–78.
- [27] Acedo L, Yuste S B, (2005) *Multiparticle random walks*. Recent Res. Devel. Stat. Phys., 2:83.
- [28] Baronchelli A, Loreto V (2006) *Ring structures and mean first passage time in networks*. Phys. Rev. E, 73:026103.
- [29] Cattuto C, Benz D, Hotho A, Stumme G (2008) Semantic Analysis of Tag Similarity Measures in Collaborative Tagging Systems. 3rd Workshop on Ontology Learning and Population.
- [30] Mahadevan P, Krioukov D, Fall K, Vahdat A (2006) Systematic Topology Analysis and Generation Using Degree Correlations. *Proceedings of the 2006 conference on Applications, technologies, architectures, and protocols for computer communications* pp 135–146.
- [31] <http://del.icio.us>
- [32] <http://www.bibsonomy.org>

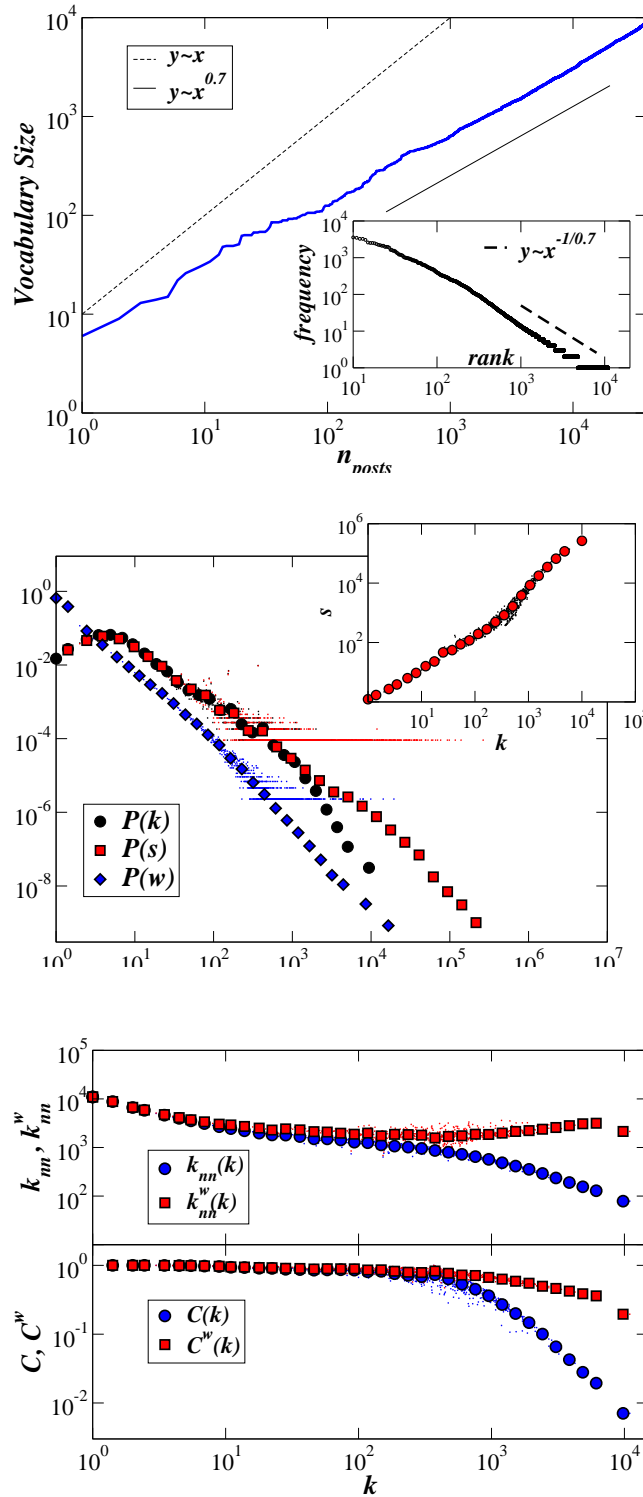


FIG. 1: Data corresponding to the posts containing the tag "Folksonomy" in del.icio.us. Top: Heaps' law: growth of the vocabulary size associated with the tag t^* ="Folksonomy", measured as the number of distinct tags co-occurring with t^* , as a function of the number n_{posts} of posts containing t^* . The dotted line corresponds to a linear growth law while the continuous line is a power-law growth with exponent 0.7. Inset: Frequency-rank plot of the tags. The dashed line corresponds to a power-law $-1.42 \simeq -1./0.7$. Middle and Bottom: Main properties of the co-occurrence network of the tags co-occurring with the tag "Folksonomy" in del.icio.us, built as described in the main text. Middle figure: Broad distributions of degrees k , strengths s and weights w are observed. The inset shows the average strength of nodes of degree k , with a superlinear growth at large k . Bottom figure: Weighted (k_{nn}^w) and unweighted (k_{nn}) average degree of nearest neighbors (top), and weighted (C^w) and unweighted (C) average clustering coefficients of nodes of degree k . k_{nn} displays a disassortative trend, and a strong clustering is observed. At small k , the weights are close to 1 ($s(k) \sim k$, see inset of middle figure, and $k_{nn}^w \sim k_{nn}$, $C^w \sim C$). At large k instead, $k_{nn}^w > k_{nn}$ and $C^w > C$, showing that large weights are preferentially connecting nodes with large degree: large degree nodes are joined by links of large weight, i.e. they co-occur frequently together. In (B) and (C) both raw and logarithmically binned data are shown.

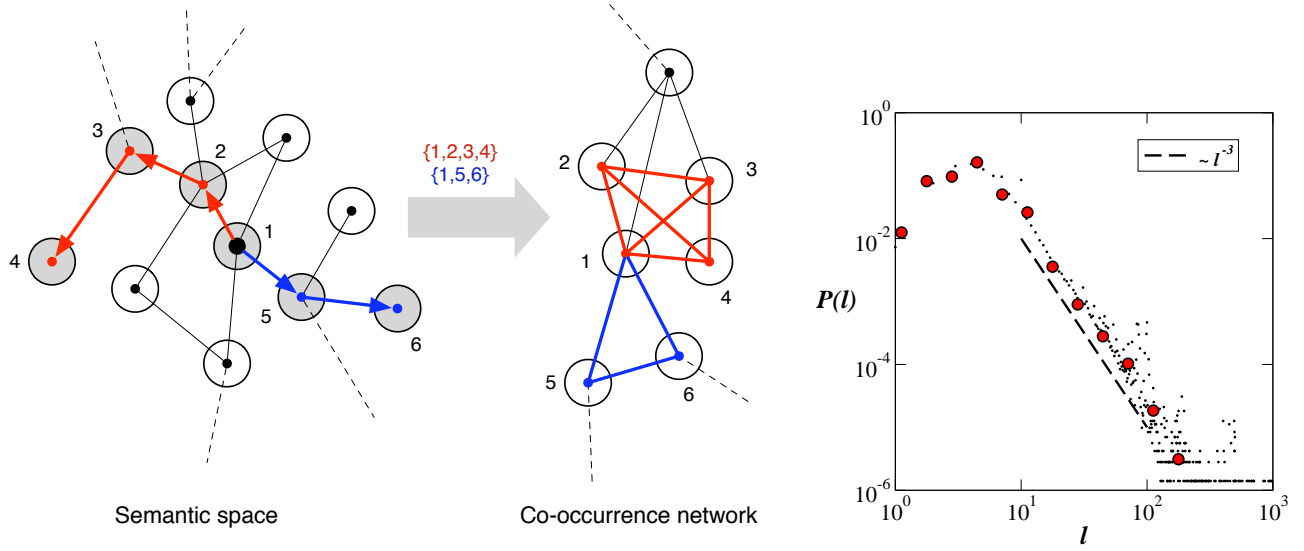


FIG. 2: Left: Illustration of the proposed mechanism of social annotation. The semantic space is pictured as a network in which nodes represent tags and a link corresponds to the possibility of a semantic association between tags. A post is then represented as a random walk on the network. Successive random walks starting from the same node allow the exploration of the network associated with a tag (here pictured as node 1). The artificial co-occurrence network is built by creating a clique between all nodes visited by a random walk. Right: empirical distribution of posts' lengths $P(l)$. A power-law decay $\sim l^{-3}$ (dashed line) is observed.

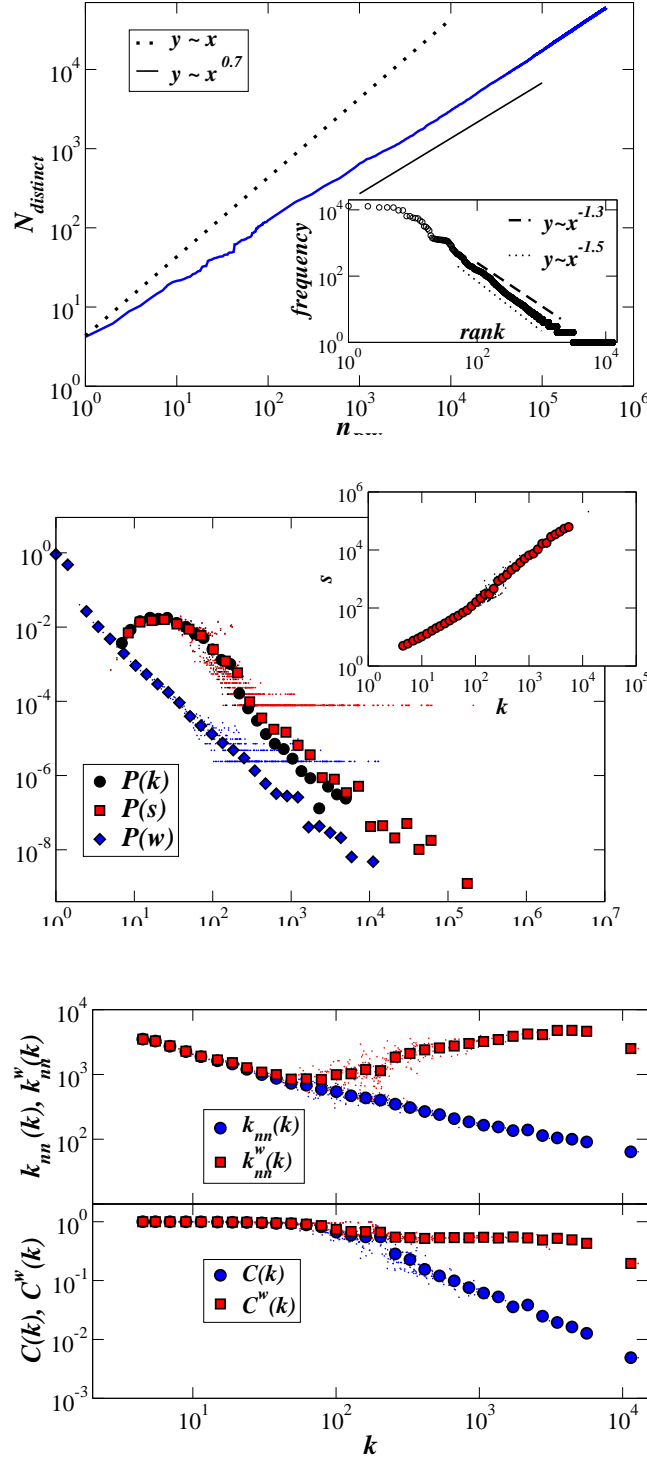


FIG. 3: Synthetic data produced through the proposed mechanism. Top: Growth of the number of distinct visited sites as a function of the number of random walks performed on a Watts-Strogatz network of size $5 \cdot 10^4$ nodes and average degree 8, rewiring probability $p = 0.1$. Each random walk has a random length l taken from a distribution $P(l) \sim l^{-3}$. The dotted line corresponds to a linear growth law while the continuous line is a power-law growth with exponent 0.7. Inset: Frequency-rank plot. The continuous and dashed line have slope -1.3 and -1.5 , respectively. Middle and bottom: Properties of the synthetic co-occurrence network obtained for $n_{RW} = 5 \cdot 10^4$, to be compared with the empirical data of Fig. 1.

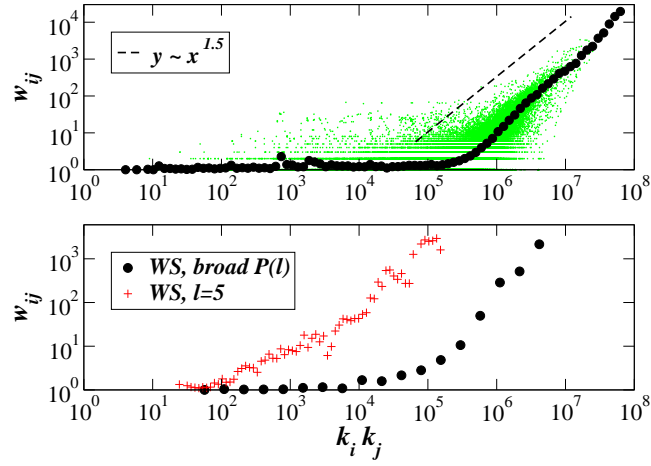


FIG. 4: Correlations between the weights of the links in the co-occurrence networks and the degrees of the links' endpoints, as measured by plotting the weight w_{ij} of a link i, j versus the product of the degrees $k_i k_j$. Top: co-occurrence network of the tag "Folksonomy" of del.icio.us; each green dot corresponds to a link; the black circles represent the average over all links i, j with given product $k_i k_j$. Bottom: synthetic co-occurrence networks obtained from $n_{RW} = 5 \cdot 10^4$ random walks performed on a Watts-Strogatz network of 10^5 nodes. The black circles correspond to random walks of random lengths distributed according to $P(l) \sim l^{-3}$, and the red crosses to fixed length random walks ($l = 5$).

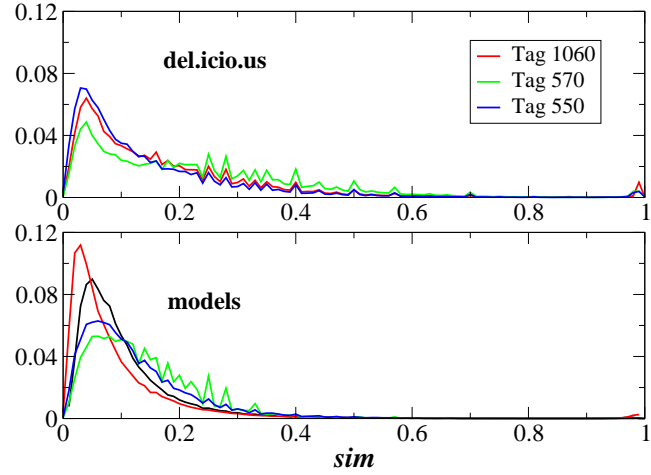


FIG. 5: Distributions of cosine similarities for real (top) and synthetic (bottom) co-occurrence networks. For del.icio.us, the tag number represents its popularity rank in the database. For the synthetic co-occurrence networks, the different curves correspond to different underlying networks on which the random walks are performed.