

Search for supersymmetry using Higgs boson to diphoton decays at $\sqrt{s} = 13$ TeV



The CMS collaboration

E-mail: cms-publication-committee-chair@cern.ch

ABSTRACT: A search for supersymmetry (SUSY) is presented where at least one Higgs boson is produced and decays to two photons in the decay chains of pair-produced SUSY particles. Two analysis strategies are pursued: one focused on strong SUSY production and the other focused on electroweak SUSY production. The presence of charged leptons, additional Higgs boson candidates, and various kinematic variables are used to categorize events into search regions that are sensitive to different SUSY scenarios. The results are based on data from proton-proton collisions at the Large Hadron Collider at a center-of-mass energy of 13 TeV collected by the CMS experiment, corresponding to an integrated luminosity of 77.5 fb^{-1} . No statistically significant excess of events is observed relative to the standard model expectations. We exclude bottom squark pair production for bottom squark masses below 530 GeV and a lightest neutralino mass of 1 GeV; wino-like chargino-neutralino production in gauge-mediated SUSY breaking (GMSB) for chargino and neutralino masses below 235 GeV with a gravitino mass of 1 GeV; and higgsino-like chargino-neutralino production in GMSB, where the neutralino decays exclusively to a Higgs boson and a gravitino for neutralino masses below 290 GeV.

KEYWORDS: Hadron-Hadron scattering (experiments), Supersymmetry, Higgs physics

ARXIV EPRINT: [1908.08500](https://arxiv.org/abs/1908.08500)

Contents

1	Introduction	1
2	The CMS detector	3
3	Event simulation	3
4	Event reconstruction and selection	4
5	Analysis strategy	5
6	Backgrounds	8
7	Systematic uncertainties	12
8	Results and interpretation	12
9	Summary	16
A	Additional simplified model interpretations	24
	The CMS collaboration	30

1 Introduction

The Higgs boson (H) provides an intriguing opportunity to explore physics beyond the standard model (SM) of particle physics. Many scenarios of physics beyond the SM postulate the existence of cascade decays of heavy states involving Higgs bosons [1, 2]. In minimal supersymmetry (SUSY) [3], a Higgs boson may appear in processes involving the bottom squark (\tilde{b}), the SUSY partner of the bottom quark. Bottom squarks are produced via strong interactions and then may decay to a Higgs boson, quarks, and the lightest SUSY particle (LSP). Similarly charginos or neutralinos produced through the electroweak interaction may decay to a Higgs boson and the LSP. Of particular interest are gauge-mediated SUSY breaking (GMSB) scenarios, where the lightest neutralino may decay to a Higgs boson and the gravitino LSP (\tilde{G}) [4, 5]. Similar searches have been performed by the ATLAS and CMS Collaborations using proton-proton (pp) collisions at the CERN LHC at center-of-mass energies of 8 [6, 7] and 13 TeV [8–11].

We search for evidence of SUSY that produces an excess of events with one or more Higgs bosons decaying to two photons and large missing transverse momentum using pp collision data collected by the CMS experiment at the LHC at a center-of-mass energy of 13 TeV in 2016 and 2017, corresponding to an integrated luminosity of 77.5 fb^{-1} . Kinematic

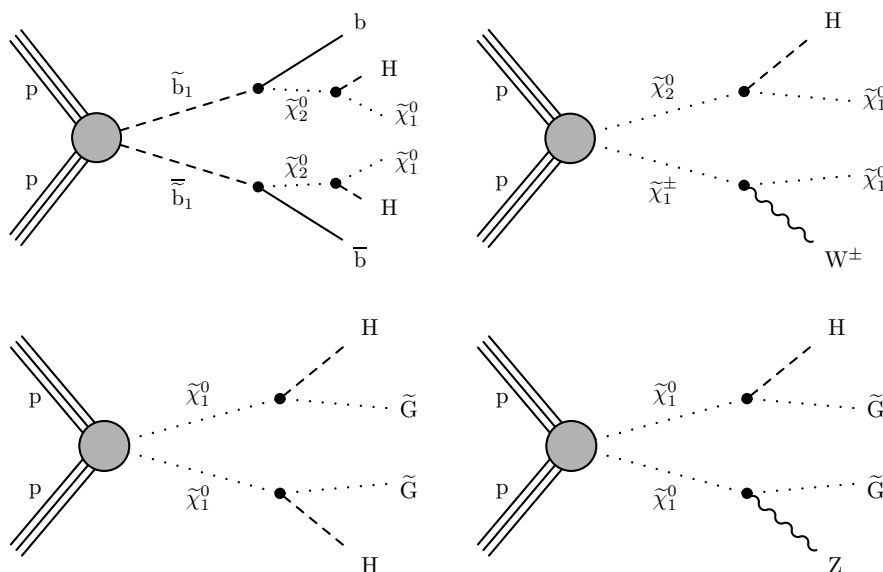


Figure 1. Diagrams displaying the simplified models that are being considered. Upper left: bottom squark pair production; upper right: wino-like chargino-neutralino production; lower: the two relevant decay modes for higgsino-like neutralino pair production in the GMSB scenario.

variables that discriminate the SUSY signal from SM backgrounds are used to separate events into several mutually exclusive categories, and the diphoton mass from the $H \rightarrow \gamma\gamma$ decay is used to extract the signal from the background. The branching ratio for $H \rightarrow \gamma\gamma$ of 0.227% from the SM is assumed. The dominant backgrounds are SM production of diphoton and photon+jets, which are modeled by functional fits to the diphoton mass distribution. The SM Higgs boson background constitutes a small fraction of the background for most of the phase space used in the search and is estimated from simulation samples.

We have designed a new analysis to extend our sensitivity to both strong and electroweak SUSY production over the previously published result [8]. Two analysis strategies are pursued: one focuses on the electroweak production of charginos and neutralinos by introducing additional event categories containing one or two charged-lepton candidates, thereby enhancing the sensitivity to SUSY signatures involving W and Z bosons, and the other is optimized for strong production by categorizing events in the number of jets and the number of jets identified as originating from the fragmentation of b quarks (“b-tagged”). The use of the two strategies enhances the overall sensitivity of the search, and increases the robustness of the result by exploring alternative phase space regions. Finally, we interpret the results in various simplified model scenarios of SUSY as summarized in figure 1, including bottom squark pair production, chargino-neutralino, and neutralino-pair production.

In this paper, we discuss the CMS detector in section 2, the event simulation in section 3, the event reconstruction and selection in section 4, the analysis strategy in section 5, the background estimation in section 6, the systematic uncertainties in section 7, and the results and interpretations in section 8. A summary is given in section 9.

2 The CMS detector

The central feature of the CMS detector is a superconducting solenoid of 6 m internal diameter, providing a magnetic field of 3.8 T. Within the solenoid volume are a silicon pixel and strip tracker, a lead tungstate crystal electromagnetic calorimeter (ECAL), and a brass and scintillator hadron calorimeter, each composed of a barrel and two endcap sections. Forward calorimeters extend the pseudorapidity (η) coverage provided by the barrel and endcap detectors. Muons are measured in gas-ionization detectors embedded in the steel flux-return yoke outside the solenoid. The first level of the CMS trigger system [12], composed of custom hardware processors, uses information from the calorimeters and muon detectors to select the most interesting events in a fixed time interval of less than 4 μ s. The high-level trigger processor farm further decreases the event rate from around 100 kHz to less than 1 kHz before data storage. A more detailed description of the CMS detector, together with a definition of the coordinate system used and the relevant kinematic variables, can be found in ref. [13].

3 Event simulation

Simulated Monte Carlo (MC) event samples are used to model the SM Higgs boson backgrounds and the SUSY signal models. Simulated samples of SM Higgs boson production through gluon fusion, vector boson fusion, associated production with a W or a Z boson, $b\bar{b}H$, and $t\bar{t}H$ are generated using the next-to-leading order (NLO) MADGRAPH5_aMC@NLO v2.2.2 [14] event generator. The Higgs boson mass is assumed to be 125 GeV for the simulated event samples and is within the uncertainty of the currently best measured value [15, 16]. The Higgs boson production cross sections are taken from ref. [17] and are computed to next-to-next-to-leading order plus next-to-next-to-leading logarithm in the quantum chromodynamics (QCD) coupling constant and to NLO in the electroweak coupling constant. For the gluon fusion production mode, the sample is generated with up to two extra partons from initial-state radiation (ISR) at NLO accuracy and uses the FxFx matching scheme described in ref. [18]. The SUSY signal MC samples are generated using MADGRAPH5_aMC@NLO at leading order accuracy with up to two extra partons in the matrix element calculations, with the MLM matching scheme described in ref. [19]. For samples simulating the 2016 data set, PYTHIA v8.212 [20] is used to model the fragmentation and parton showering with the CUETP8M1 tune [21], while for samples simulating the 2017 data set, PYTHIA v8.226 is used with the CP5 [22] tune. The NNPDF3.0 [23] and NNPDF3.1 [24] parton distribution function (PDF) sets are used for the 2016 and 2017 simulation samples, respectively. The production cross section for squark pair production is computed at NLO plus next-to-leading logarithmic (NLL) accuracy in QCD [25–30] under the assumption that all SUSY particles other than those in the relevant diagram are too heavy to participate in the interaction. The cross sections for higgsino pair production are computed at NLO+NLL precision in the limit of mass-degenerate higgsinos $\tilde{\chi}_2^0$, $\tilde{\chi}_1^\pm$, and $\tilde{\chi}_1^0$, with all the other sparticles assumed to be heavy and decoupled [31–33]. Following the convention of real mixing matrices and signed

neutralino or chargino masses [34], we set the mass of $\tilde{\chi}_1^0$ ($\tilde{\chi}_2^0$) to positive (negative) values. The product of the third and fourth elements of the corresponding rows of the neutralino mixing matrix N is $+0.5$ (-0.5). The elements U_{12} and V_{12} of the chargino mixing matrices are set to 1.

The SM Higgs boson background samples are simulated using a GEANT4-based model [35] of the CMS detector. To cover the large SUSY signal parameter space in reasonable computation time, the signal model samples are simulated with the CMS fast simulation package [36, 37], which has been validated to produce accurate predictions of object identification efficiencies and momentum resolution. All simulated events include the effects of additional pp interactions in the same or adjacent beam bunch crossings (pileup), and are processed with the same chain of reconstruction programs used for collision data.

To improve the MADGRAPH modeling of ISR in the SUSY signal MC samples, we apply a shape correction as a function of the multiplicity of ISR jets for bottom squark pair production and as a function of the transverse momentum (p_T^{ISR}) of the chargino-neutralino system for chargino-neutralino production, derived from studies of $t\bar{t}$ and Z +jets events, respectively [38]. The correction factors vary between 0.92 and 0.51 for the ISR jet multiplicity between one and six, and between 1.18 and 0.78 for p_T^{ISR} between 125 and 600 GeV. The corrections have a small effect on the signal yields for all the simplified models considered at the level of about 1%. For the bottom squark pair production signal model, the full effect of the correction is propagated as a systematic uncertainty. For the chargino-neutralino production one half of effect of the correction is propagated as a systematic uncertainty.

4 Event reconstruction and selection

The search with the 2016 data set uses events selected by the diphoton high-level trigger, which requires two photons with p_T above 30 and 18 GeV for the leading and subleading photons, respectively. For the 2017 data set, to cope with the increased instantaneous luminosity, the p_T requirement on the subleading photon was increased to 22 GeV in order to reduce the trigger rate. The efficiency of the trigger for events with two identified photons is above 98%.

Events are reconstructed using the CMS particle flow (PF) algorithm [39], which uses the information from the tracker, calorimeter, and muon systems to construct an optimized global description of the event. The reconstructed vertex with the largest value of summed physics-object p_T^2 is taken to be the primary interaction vertex. The physics objects used in this context are the objects returned by a jet finding algorithm [40, 41] applied to all charged tracks associated with the vertex under consideration, plus the corresponding associated missing transverse momentum.

As the signal is predominantly produced in the central region of the detector, we select events with at least two photons reconstructed in the barrel region ($|\eta| < 1.44$). The measured energy of photons is corrected for clustering and local geometric effects using an energy regression trained on Monte Carlo (MC) simulation, and calibrated using a combination of $\pi^0 \rightarrow \gamma\gamma$, $\eta \rightarrow \gamma\gamma$, and $Z \rightarrow ee$ candidates [42]. The regression also

provides an estimate of the uncertainty of the energy measurement that is used to separate events into high- and low-resolution categories. The photons are required to satisfy the photon identification requirements based on electromagnetic shower shape, hadronic to electromagnetic energy ratio, and isolation around the photon candidate. A photon is considered isolated if the p_T sum of the PF candidates from charged and neutral hadrons and photons within a cone of 0.3 in $\Delta R = \sqrt{(\Delta\eta)^2 + (\Delta\phi)^2}$, where ϕ is the azimuthal angle in radians, are each below a set threshold. The isolation sums are corrected for the effect of pileup by subtracting the average energy deposited as estimated by the pileup energy density ρ [43]. If the photon is matched to a reconstructed electron that is inconsistent with a conversion candidate, it is discarded. A loose working point is used for the photon identification, which has an efficiency of approximately 90%, uniform in p_T and η . The leading (subleading) photon is required to have $p_T/m_{\gamma\gamma} > 0.33$ (0.25), where $m_{\gamma\gamma}$ is the reconstructed diphoton mass. The diphoton mass is required to be larger than 100 GeV. The two photons with the largest p_T , selected according to the identification criteria above, are considered to be the decay products of the Higgs boson candidate.

The PF candidates are clustered into jets using the anti- k_T algorithm [40, 41] with a distance parameter of 0.4. Jet energy corrections are applied and derived based on a combination of simulation studies, accounting for the nonlinear detector response and the presence of pileup, together with in-situ measurements of the energy balance in dijet and γ +jet events using the methods described in ref. [44]. Jets originating from a heavy-flavor parton are identified by the combined secondary vertex (CSVv2) tagger algorithm [45] using a loose working point. The resulting efficiency is about 80%, while the mistag rate for light-quark and gluon jets is approximately 10%. We identify each jet with $p_T > 20$ GeV that satisfies the loose working point as a b-tagged jet. Other jets with $p_T > 30$ GeV and $|\eta| < 2.4$ are considered in this analysis for the purpose of jet counting. Electrons and muons in the region $|\eta| < 2.4$ and with $p_T > 20$ GeV are selected from the PF candidates, and a loose identification working point is used. Jets that overlap with the selected electrons, muons, and photons in a cone of size $\Delta R = 0.4$ are discarded. Electrons in a cone of size $\Delta R = 1.0$ and muons in a cone of size $\Delta R = 0.5$ around the selected photons are discarded. A larger veto cone is used for electrons to suppress photon conversions.

The transverse component of the negative vectorial sum of the momenta of all PF candidates is the missing transverse momentum \vec{p}_T^{miss} , and its magnitude is defined as p_T^{miss} . Dedicated filters [46] reject events with possible beam halo contamination or anomalous noise in the calorimeter systems that can give rise to a large p_T^{miss} .

5 Analysis strategy

Two analysis strategies are pursued that employ two alternative event categorization schemes: one focused on electroweak production (EWP analysis) of charginos and neutralinos; and another focused on strong production (SP analysis) of bottom squarks. For both strategies, we define event categories based on the p_T of the diphoton Higgs boson candidate, and the presence of additional Z, W, or $H \rightarrow b\bar{b}$ candidates. Within each event category, we define search region bins based on the number of jets and b-tagged jets, and the

values of kinematic variables that discriminate between SUSY signal and SM background events. Finally, to test specific SUSY simplified model hypotheses, we perform an unbinned extended maximum likelihood fit to the diphoton mass distribution, simultaneously in all of the search bins defined for each analysis.

The dominant background results from SM production of diphoton or photon+jets, and is collectively referred to as the nonresonant background. This background exhibits a regular falling shape as validated in the MC simulation samples, and is modeled with a fit to a family of falling functions independently in each search region bin as described in the next section. The SM Higgs boson background and the SUSY signal model under test exhibit a resonant shape in the diphoton mass and are constrained to the MC simulation predictions within uncertainties. A more detailed discussion of the background fit model and the systematic uncertainties can be found in sections 6 and 7, respectively.

In the EWP approach, we build upon the strategy employed in a previous publication [8], which categorized events according to the p_T of the diphoton Higgs boson candidate, the presence of an additional Higgs boson candidate, the estimated diphoton mass resolution, and the values of the “razor” kinematic variables [47, 48]. In addition, we add event categories with one or two identified leptons, and further optimize the binning in the kinematic variables for the enlarged data set. The bin boundaries have been chosen to yield the best expected signal significance as estimated using simulation predictions of the signal and background yields. These enhancements improve the signal sensitivity to electroweak production of charginos and neutralinos. By isolating events with a Z, W, or $H \rightarrow b\bar{b}$ candidate in addition to the $H \rightarrow \gamma\gamma$ candidate, we improve the sensitivity to the simplified signal models shown in figure 1.

The Higgs boson candidate and any additional identified leptons or jets are clustered into two hemispheres (megajets) according to the razor megajet algorithm [48], which minimizes the sum of the squared-invariant-mass values of the two megajets. In order to form two hemispheres, we require that events have at least one identified lepton or jet in addition to the Higgs boson candidate. The razor variables [47, 48] M_R and R^2 are then computed as follows:

$$M_R \equiv \sqrt{(|\vec{p}^{j_1}| + |\vec{p}^{j_2}|)^2 - (p_z^{j_1} + p_z^{j_2})^2}, \tag{5.1}$$

$$R^2 \equiv \left(\frac{M_T^R}{M_R}\right)^2, \tag{5.2}$$

where \vec{p} is the momentum of a megajet, p_z is its longitudinal component, and j_1 and j_2 are used to label the two megajets. In the definition of R^2 , the variable M_T^R is defined as:

$$M_T^R \equiv \sqrt{\frac{p_T^{\text{miss}}(p_T^{j_1} + p_T^{j_2}) - \vec{p}_T^{\text{miss}} \cdot (\vec{p}_T^{j_1} + \vec{p}_T^{j_2})}{2}}. \tag{5.3}$$

The razor variables M_R and R^2 provide discrimination between SUSY signal models and SM background processes, with SUSY signals typically having large values of M_R and R^2 , while the SM diphoton and photon+jets backgrounds exhibit a falling spectrum in each variable.

The selected events are first categorized according to the number of electrons or muons. Events with two same-flavor opposite-sign leptons are placed in the “Two-Lepton” category if the dilepton mass satisfies the constraint $|m_Z - m_{\ell\ell}| \leq 20 \text{ GeV}$. Among the remaining events, those with at least one muon (electron) are placed in the “Muon” (“Electron”) category, with the Muon category taking precedence. Events in the Electron and Muon categories are further subdivided into the “High- p_T ” and “Low- p_T ” subcategories depending on whether the p_T of the Higgs boson candidate is larger or smaller than 110 GeV. For events which do not have any leptons, we search for pairs of b-tagged jets, whose mass is between 95 and 140 GeV, and place them into the “Hb \bar{b} ” category. If no such jet-pairs are found, then we search for pairs of b-tagged jets whose mass is between 60 and 95 GeV, and place them into the “Zb \bar{b} ” category. Events in the Hb \bar{b} and Zb \bar{b} categories are also further subdivided into the High- p_T and Low- p_T subcategories using the same criteria stated above. Among the remaining events, those with the p_T of the Higgs boson candidate larger than 110 GeV are placed in the High- p_T category. Finally, the remaining events are categorized as “High-Res” or “Low-Res” if the diphoton mass resolution estimate σ_m/m is smaller or larger than 0.85%, respectively, with σ_m defined as:

$$\sigma_m = \frac{1}{2} \sqrt{(\sigma_{E\gamma 1}/E_{\gamma 1})^2 + (\sigma_{E\gamma 2}/E_{\gamma 2})^2}, \quad (5.4)$$

where $E_{\gamma 1,2}$ is the energy of each photon and $\sigma_{E\gamma 1,2}$ is the estimated energy resolution for each photon. The choice of the 0.85% threshold was made to be identical to past results [8], which was previously optimized for signal to background discrimination.

The leptonic categories select SUSY events containing decays to W or Z bosons; the Hb \bar{b} (Zb \bar{b}) categories select events that contain an additional Higgs (Z) boson, which decays to a pair of b jets; the High- p_T category selects SUSY events producing high- p_T Higgs bosons; and the separation into the High-Res and Low-Res categories further improves the discrimination between any signal containing an $H \rightarrow \gamma\gamma$ candidate and non-resonant background in the remaining event sample. Finally, to distinguish SUSY signal events from the SM background, each event category is further divided into bins in the M_R and R^2 variables, provided there are a sufficient number of data events in the diphoton mass sideband to be able to estimate the background. These bins define the exclusive search regions. For all categories except the Two-Lepton category, we impose the requirement $M_R > 150 \text{ GeV}$ to suppress the SM backgrounds.

In the SP approach, we optimize the event categorization for strong production of bottom squark pairs, which typically produce a larger number of jets and b-tagged jets. An alternative clustering algorithm is employed, following ref. [49], to produce two hemispheres referred to as pseudojets, and the kinematic variable m_{T2} [50] is calculated as

$$m_{T2} = \min_{\vec{p}_T^{\text{missX}(1)} + \vec{p}_T^{\text{missX}(2)} = \vec{p}_T^{\text{miss}}} \left[\max \left(m_T^{(1)}, m_T^{(2)} \right) \right], \quad (5.5)$$

where $\vec{p}_T^{\text{missX}(i)}$ (with $i=1,2$) are trial vectors obtained by decomposing \vec{p}_T^{miss} and $m_T^{(i)}$, the transverse masses obtained by pairing any of these trial vectors with one of the two pseudojets. The minimization is performed over all trial momenta satisfying the \vec{p}_T^{miss} constraint. The $p_T^{\gamma\gamma}/m_{\gamma\gamma}$ and m_{T2} kinematic variables are used to enhance the discrimination

between the SUSY signal and the SM background. Two bins in the m_{T2} variable are used: $m_{T2} < 30$ and $m_{T2} \geq 30$ GeV; and three bins in $p_T^{\gamma\gamma}/m_{\gamma\gamma}$: 0–0.6, 0.6–1.0 and ≥ 1.0 .

Events are also separated into the Two-Lepton, Muon, Electron, $Hb\bar{b}$, and $Zb\bar{b}$ categories following the same procedure as described above for the EWP approach. The remaining events are separated into the hadronic categories depending on the number of jets and b-tagged jets. Within each of the event categories, the exclusive search region bins are then defined based on the values of the $p_T^{\gamma\gamma}/m_{\gamma\gamma}$ and m_{T2} observables.

A summary of the 35 search region bins is shown in table 1 for the EWP analysis and of the 64 search region bins in tables 2 and 3 for the SP analysis.

Finally, to test specific SUSY simplified model hypotheses, we perform a combined simultaneous fit using all the search regions defined for each analysis. The final result for each signal model is obtained from the analysis with the best expected sensitivity. The diphoton mass distribution is fit independently in each search region, while the expected yields for the SM Higgs background and SUSY signal model among the different search regions are constrained to the predicted values.

Search region bins with large values of $p_T^{\gamma\gamma}$ and large values of the kinematic variables M_R and m_{T2} yield the best sensitivity for SUSY signals with larger squark or neutralino masses, as backgrounds are heavily suppressed. The event categories with one lepton, two leptons, a $Z \rightarrow b\bar{b}$ candidate, or a $H \rightarrow b\bar{b}$ candidate yield increasingly better sensitivity for more compressed regions as the neutralino mass approaches the Higgs boson mass.

6 Backgrounds

Two types of backgrounds can be identified for this search: a nonresonant one stemming from the SM production of diphotons or a photon and a jet, and a resonant background from SM Higgs boson production. To model the nonresonant background, a set of possible functions is chosen from sums of exponential functions, sums of Bernstein polynomials, Laurent series, and sums of power-law functions. To determine the best functional form, two alternative strategies are followed for the EWP and SP analyses. As we do not know a priori the exact shape of the background, it is important that the functional form used is capable of adequately describing a sufficiently large range of background shapes to cover potential systematic effects that affect the shapes. At the same time we do not want to arbitrarily increase the number of fit parameters without yielding additional robustness against systematic uncertainties.

The EWP analysis uses the Akaike information criterion (AIC) [51] to determine which functional forms are most appropriate to describe the background spectrum. The same procedure was employed in the previous version of this search [8]. Bias tests are performed by drawing random events using one functional form and fitting the resulting pseudo-data set to another functional form. The functional form with the best AIC measure passing the bias test is chosen to describe the nonresonant background.

For the SP analysis, the background fit is performed by discrete profiling using the “envelope” method [52]. The background functional form is treated as a discrete nuisance parameter in the likelihood fit. A penalty is assigned to the likelihood for each parameter in

Bin number	Category	$p_T^{\gamma\gamma}$ (GeV)	M_R (GeV)	R^2
EWP 0	Two-Lepton	No req.	No req.	No req.
EWP 1	Muon High- p_T	≥ 110	≥ 150	≥ 0.0
EWP 2	Muon Low- p_T	0–110	≥ 150	≥ 0.0
EWP 3	Electron High- p_T	≥ 110	≥ 150	≥ 0.0
EWP 4	Electron Low- p_T	0–110	≥ 150	0.000–0.055
EWP 5	Electron Low- p_T	0–110	≥ 150	0.055–0.125
EWP 6	Electron Low- p_T	0–110	≥ 150	≥ 0.125
EWP 7	H $b\bar{b}$ High- p_T	≥ 110	≥ 150	0.000–0.080
EWP 8	H $b\bar{b}$ High- p_T	≥ 110	≥ 150	≥ 0.080
EWP 9	H $b\bar{b}$ Low- p_T	0–110	≥ 150	0.000–0.080
EWP 10	H $b\bar{b}$ Low- p_T	0–110	≥ 150	≥ 0.080
EWP 11	Z $b\bar{b}$ High- p_T	≥ 110	≥ 150	0.000–0.035
EWP 12	Z $b\bar{b}$ High- p_T	≥ 110	≥ 150	0.035–0.090
EWP 13	Z $b\bar{b}$ High- p_T	≥ 110	≥ 150	≥ 0.090
EWP 14	Z $b\bar{b}$ Low- p_T	0–110	≥ 150	0.000–0.035
EWP 15	Z $b\bar{b}$ Low- p_T	0–110	≥ 150	0.035–0.090
EWP 16	Z $b\bar{b}$ Low- p_T	0–110	≥ 150	≥ 0.090
EWP 17	High- p_T	≥ 110	≥ 150	≥ 0.260
EWP 18	High- p_T	≥ 110	150–250	0.170–0.260
EWP 19	High- p_T	≥ 110	≥ 250	0.170–0.260
EWP 20	High- p_T	≥ 110	≥ 150	0.000–0.110
EWP 21	High- p_T	≥ 110	150–350	0.110–0.170
EWP 22	High- p_T	≥ 110	≥ 350	0.110–0.170
EWP 23	High-Res	0–110	≥ 150	≥ 0.325
EWP 24	High-Res	0–110	≥ 150	0.285–0.325
EWP 25	High-Res	0–110	≥ 150	0.225–0.285
EWP 26	High-Res	0–110	≥ 150	0.000–0.185
EWP 27	High-Res	0–110	150–200	0.185–0.225
EWP 28	High-Res	0–110	≥ 200	0.185–0.225
EWP 29	Low-Res	0–110	≥ 150	≥ 0.325
EWP 30	Low-Res	0–110	≥ 150	0.285–0.325
EWP 31	Low-Res	0–110	≥ 150	0.225–0.285
EWP 32	Low-Res	0–110	≥ 150	0.000–0.185
EWP 33	Low-Res	0–110	150–200	0.185–0.225
EWP 34	Low-Res	0–110	≥ 200	0.185–0.225

Table 1. A summary of the search region bins used in the EWP analysis. Events are separated into categories based on the number of leptons, the presence of $H \rightarrow b\bar{b}$ candidates, the p_T of the $H \rightarrow \gamma\gamma$ candidate, and the estimated diphoton mass resolution. The High-Res and Low-Res categories are defined by the estimated diphoton resolution mass σ_m/m being smaller or larger than 0.85%, respectively. For the Two-Lepton category, “No req.” means that no requirements are placed on the given observables.

Bin number	Bin name	Category	$p_T^{\gamma\gamma}/m_{\gamma\gamma}$	m_{T2} (GeV)
SP 0	$Z_{\ell\ell}$	Two-Lepton	No req.	No req.
SP 1	$1\mu p_T^0, m_{T2}^0$	Muon	0.0–0.6	0–30
SP 2	$1\mu p_T^0, m_{T2}^{30}$	Muon	0.0–0.6	≥ 30
SP 3	$1\mu p_T^{75}, m_{T2}^0$	Muon	0.6–1.0	0–30
SP 4	$1\mu p_T^{75}, m_{T2}^{30}$	Muon	0.6–1.0	≥ 30
SP 5	$1\mu p_T^{125}, m_{T2}^0$	Muon	≥ 1.0	0–30
SP 6	$1\mu p_T^{125}, m_{T2}^{30}$	Muon	≥ 1.0	≥ 30
SP 7	$1e p_T^0, m_{T2}^0$	Electron	0.0–0.6	0–30
SP 8	$1e p_T^0, m_{T2}^{30}$	Electron	0.0–0.6	≥ 30
SP 9	$1e p_T^{75}, m_{T2}^0$	Electron	0.6–1.0	0–30
SP 10	$1e p_T^{75}, m_{T2}^{30}$	Electron	0.6–1.0	≥ 30
SP 11	$1e p_T^{125}, m_{T2}^0$	Electron	≥ 1.0	0–30
SP 12	$1e p_T^{125}, m_{T2}^{30}$	Electron	≥ 1.0	≥ 30
SP 13	$Zb\bar{b} p_T^0, m_{T2}^0$	$Zb\bar{b}$	0.0–0.6	0–30
SP 14	$Zb\bar{b} p_T^{75}, m_{T2}^0$	$Zb\bar{b}$	0.6–1.0	0–30
SP 15	$Zb\bar{b} p_T^{125}, m_{T2}^0$	$Zb\bar{b}$	≥ 1.0	0–30
SP 16	$Zb\bar{b} p_T^0, m_{T2}^{30}$	$Zb\bar{b}$	0.0–0.6	≥ 30
SP 17	$Zb\bar{b} p_T^{75}, m_{T2}^{30}$	$Zb\bar{b}$	0.6–1.0	≥ 30
SP 18	$Zb\bar{b} p_T^{125}, m_{T2}^{30}$	$Zb\bar{b}$	≥ 1.0	≥ 30
SP 19	$Hb\bar{b} p_T^0, m_{T2}^0$	$Hb\bar{b}$	0.0–0.6	0–30
SP 20	$Hb\bar{b} p_T^{75}, m_{T2}^0$	$Hb\bar{b}$	0.6–1.0	0–30
SP 21	$Hb\bar{b} p_T^{125}, m_{T2}^0$	$Hb\bar{b}$	≥ 1.0	0–30
SP 22	$Hb\bar{b} p_T^0, m_{T2}^{30}$	$Hb\bar{b}$	0.0–0.6	≥ 30
SP 23	$Hb\bar{b} p_T^{75}, m_{T2}^{30}$	$Hb\bar{b}$	0.6–1.0	≥ 30
SP 24	$Hb\bar{b} p_T^{125}, m_{T2}^{30}$	$Hb\bar{b}$	≥ 1.0	≥ 30

Table 2. A summary of the search region bins in the leptonic and Higgs boson categories used in the SP analysis, along with the requirements on $p_T^{\gamma\gamma}/m_{\gamma\gamma}$ and m_{T2} . There are no explicit requirements on the number of jets or b-tagged jets for these categories. For the Two-Lepton category, “No req.” means that no requirements are placed on the given observables.

the function. The envelope with the best likelihood is determined by the discrete profiling method taking penalties into account. These two alternative background modeling methods were studied in a past CMS measurement of the SM Higgs process in the diphoton decay channel and similar accuracy is expected [53].

The shape of the SM Higgs boson background and the SUSY signals is modeled by a double Crystal Ball function [54, 55], fitted to the diphoton mass distribution from the MC simulation separately in each search region bin. The parameters of each double Crystal Ball function are held constant in the signal extraction fit procedure. The normalization of the SM Higgs boson background in each bin is constrained to the MC simulation prediction to within systematic uncertainties.

Bin number	Bin name	Jets	b-tagged jets	$p_T^{\gamma\gamma}/m_{\gamma\gamma}$	m_{T2} (GeV)
SP 25	0j, $\geq 0b$, p_T^0	0	No req.	0.0–0.6	No req.
SP 26	0j, $\geq 0b$, p_T^{75}	0	No req.	0.6–1.0	No req.
SP 27	0j, $\geq 0b$, p_T^{125}	0	No req.	≥ 1.0	No req.
SP 28	1–3j, 0b, p_T^0 , m_{T2}^0	1–3	0	0.0–0.6	0–30
SP 29	1–3j, 0b, p_T^0 , m_{T2}^{30}	1–3	0	0.0–0.6	≥ 30
SP 30	1–3j, 0b, p_T^{75} , m_{T2}^0	1–3	0	0.6–1.0	0–30
SP 31	1–3j, 0b, p_T^{75} , m_{T2}^{30}	1–3	0	0.6–1.0	≥ 30
SP 32	1–3j, 0b, p_T^{125} , m_{T2}^0	1–3	0	≥ 1.0	0–30
SP 33	1–3j, 0b, p_T^{125} , m_{T2}^{30}	1–3	0	≥ 1.0	≥ 30
SP 34	1–3j, 1b, p_T^0 , m_{T2}^0	1–3	1	0.0–0.6	0–30
SP 35	1–3j, 1b, p_T^0 , m_{T2}^{30}	1–3	1	0.0–0.6	≥ 30
SP 36	1–3j, 1b, p_T^{75} , m_{T2}^0	1–3	1	0.6–1.0	0–30
SP 37	1–3j, 1b, p_T^{75} , m_{T2}^{30}	1–3	1	0.6–1.0	≥ 30
SP 38	1–3j, 1b, p_T^{125} , m_{T2}^0	1–3	1	≥ 1.0	0–30
SP 39	1–3j, 1b, p_T^{125} , m_{T2}^{30}	1–3	1	≥ 1.0	≥ 30
SP 40	1–3j, $\geq 2b$, p_T^0 , m_{T2}^0	1–3	≥ 2	0.0–0.6	0–30
SP 41	1–3j, $\geq 2b$, p_T^0 , m_{T2}^{30}	1–3	≥ 2	0.0–0.6	≥ 30
SP 42	1–3j, $\geq 2b$, p_T^{75} , m_{T2}^0	1–3	≥ 2	0.6–1.0	0–30
SP 43	1–3j, $\geq 2b$, p_T^{75} , m_{T2}^{30}	1–3	≥ 2	0.6–1.0	≥ 30
SP 44	1–3j, $\geq 2b$, p_T^{125} , m_{T2}^0	1–3	≥ 2	≥ 1.0	0–30
SP 45	1–3j, $\geq 2b$, p_T^{125} , m_{T2}^{30}	1–3	≥ 2	≥ 1.0	≥ 30
SP 46	$\geq 4j$, 0b, p_T^0 , m_{T2}^0	≥ 4	0	0.0–0.6	0–30
SP 47	$\geq 4j$, 0b, p_T^0 , m_{T2}^{30}	≥ 4	0	0.0–0.6	≥ 30
SP 48	$\geq 4j$, 0b, p_T^{75} , m_{T2}^0	≥ 4	0	0.6–1.0	0–30
SP 49	$\geq 4j$, 0b, p_T^{75} , m_{T2}^{30}	≥ 4	0	0.6–1.0	≥ 30
SP 50	$\geq 4j$, 0b, p_T^{125} , m_{T2}^0	≥ 4	0	≥ 1.0	0–30
SP 51	$\geq 4j$, 0b, p_T^{125} , m_{T2}^{30}	≥ 4	0	≥ 1.0	≥ 30
SP 52	$\geq 4j$, 1b, p_T^0 , m_{T2}^0	≥ 4	1	0.0–0.6	0–30
SP 53	$\geq 4j$, 1b, p_T^0 , m_{T2}^{30}	≥ 4	1	0.0–0.6	≥ 30
SP 54	$\geq 4j$, 1b, p_T^{75} , m_{T2}^0	≥ 4	1	0.6–1.0	0–30
SP 55	$\geq 4j$, 1b, p_T^{75} , m_{T2}^{30}	≥ 4	1	0.6–1.0	≥ 30
SP 56	$\geq 4j$, 1b, p_T^{125} , m_{T2}^0	≥ 4	1	≥ 1.0	0–30
SP 57	$\geq 4j$, 1b, p_T^{125} , m_{T2}^{30}	≥ 4	1	≥ 1.0	≥ 30
SP 58	$\geq 4j$, $\geq 2b$, p_T^0 , m_{T2}^0	≥ 4	≥ 2	0.0–0.6	0–30
SP 59	$\geq 4j$, $\geq 2b$, p_T^0 , m_{T2}^{30}	≥ 4	≥ 2	0.0–0.6	≥ 30
SP 60	$\geq 4j$, $\geq 2b$, p_T^{75} , m_{T2}^0	≥ 4	≥ 2	0.6–1.0	0–30
SP 61	$\geq 4j$, $\geq 2b$, p_T^{75} , m_{T2}^{30}	≥ 4	≥ 2	0.6–1.0	≥ 30
SP 62	$\geq 4j$, $\geq 2b$, p_T^{125} , m_{T2}^0	≥ 4	≥ 2	≥ 1.0	0–30
SP 63	$\geq 4j$, $\geq 2b$, p_T^{125} , m_{T2}^{30}	≥ 4	≥ 2	≥ 1.0	≥ 30

Table 3. A summary of the search region bins in the leptonic and Higgs boson categories used in the SP analysis, along with the requirements on $p_T^{\gamma\gamma}/m_{\gamma\gamma}$ and m_{T2} . “No req.” means that no requirements are placed on the given observables.

7 Systematic uncertainties

The dominant systematic uncertainties in this search are the normalization and shape of the nonresonant background associated with the fitted functional form. They are propagated by profiling the associated unconstrained functional form parameters. The fraction of the total uncertainty due to the nonresonant background fit ranges from 75% to 99%, and is above 90% for most search region bins. The subdominant systematic uncertainties in the SM Higgs boson background and SUSY signal are propagated through independent log-normal nuisance parameters that take both theoretical and instrumental effects into account. These systematic uncertainties affect the event yield predictions of the SM Higgs boson background and SUSY signal in the different search region bins, and are propagated as shape uncertainties. The independent systematic effects considered include missing higher-order QCD corrections, PDFs, trigger and object selection efficiencies, jet energy scale uncertainties, b-tagging efficiency, lepton identification efficiencies, fast simulation p_T^{miss} modeling, and the uncertainty in the integrated luminosity. The typical size of these effects on the signal and background yields are summarized in table 4, and are approximately the same for the SP and EWP analyses. Systematic uncertainties due to missing higher-order corrections are estimated by the use of the procedure outlined in ref. [56], where the factorization (μ_F) and renormalization (μ_R) scales are varied independently by factors of 0.5 and 2.0. The PDF systematic uncertainties are propagated for the SM Higgs background as a shape uncertainty using the LHC4PDF procedure [57].

Because of the imperfect simulation of the effects of pileup and transparency loss from radiation damage in the ECAL crystals, we observe some simulation mismodeling of the estimated mass resolution, which can migrate events between the High-Res and Low-Res event categories of the EWP analysis. As a result, a systematic uncertainty of 10–24%, measured using a $Z \rightarrow e^+e^-$ control sample, is propagated to the prediction of the SM Higgs boson background and SUSY signal yields in the High-Res and Low-Res event categories. The systematic uncertainty in the photon energy scale is implemented as a Gaussian-distributed nuisance parameter that shifts the Higgs boson mass peak position, constrained in the fit to lie within approximately 1% of the nominal Higgs boson mass observed in simulation. The systematic uncertainty for the modeling of the ISR for the signal process is also propagated.

8 Results and interpretation

The fit results for the search region bins including the data yields, fitted background, and signal yields are summarized in tables 5 and 6 for the SP analysis and in table 7 for the EWP analysis. Example fit results are shown in figure 2 to illustrate the background-only and signal plus background fits. We observe no statistically significant deviation from the SM background expectation.

The search results are interpreted in terms of limits on the product of the production cross section and branching fraction for simplified models of bottom squark pair production and chargino-neutralino production indicated in figure 1. In the case of bottom squark pair

Uncertainty source	Uncertainty size (%)
	10–30 (SM Higgs boson)
PDFs and QCD scale variations	5–10 (EWK SUSY signal)
	15–30 (Strong SUSY signal)
Signal ISR modeling	5–25
σ_m/m categorization	10–24
Fast simulation p_T^{miss} modeling	3–16
Luminosity	2.3–2.5
Trigger and selection efficiency	3
Lepton efficiency	4
Jet energy scale	1–5
Photon energy scale	1
b-tagging efficiency	4
$H \rightarrow \gamma\gamma$ branching fraction	2

Table 4. Summary of systematic uncertainties on the SM Higgs boson background and signal yield predictions, and the size of their effect on the signal yield.

production, we consider the scenario where the bottom squark subsequently decays to a bottom quark and the next-to-lightest neutralino ($\tilde{\chi}_2^0$), where the $\tilde{\chi}_2^0$ decays to a Higgs boson and the LSP ($\tilde{\chi}_1^0$). The mass splitting between the $\tilde{\chi}_2^0$ and $\tilde{\chi}_1^0$ is assumed to be 130 GeV, slightly above threshold to produce an on-shell Higgs boson.

In the case of chargino-neutralino production, we consider two different scenarios. In the first scenario, the pure wino-like charginos ($\tilde{\chi}_1^\pm$) and the $\tilde{\chi}_2^0$ are mass-degenerate and are produced together, with the chargino decaying to a W boson and the $\tilde{\chi}_1^0$ LSP, and the $\tilde{\chi}_2^0$ decaying to a Higgs boson and the LSP. The production cross sections are computed at NLO+NLL accuracy in QCD in the limit of mass-degenerate wino $\tilde{\chi}_2^0$ and $\tilde{\chi}_1^\pm$, light bino $\tilde{\chi}_1^0$, and with all the other sparticles assumed to be heavy and decoupled [31–33].

In the second scenario, we consider a GMSB [4, 5] simplified model where higgsino-like charginos and neutralinos are nearly mass-degenerate and are produced in pairs through the following combinations: $\tilde{\chi}_1^0\tilde{\chi}_2^0$, $\tilde{\chi}_1^0\tilde{\chi}_1^\pm$, $\tilde{\chi}_2^0\tilde{\chi}_1^\pm$, and $\tilde{\chi}_1^\pm\tilde{\chi}_1^\mp$. Because of the mass degeneracy, both the $\tilde{\chi}_2^0$ and $\tilde{\chi}_1^\pm$ will decay to $\tilde{\chi}_1^0$ and other low- p_T (soft) particles, leading to a signature with a $\tilde{\chi}_1^0$ pair. Each $\tilde{\chi}_1^0$ will subsequently decay to a Higgs boson and the \tilde{G} LSP, or to a Z boson and the LSP. We consider the case where the branching fraction of the $\tilde{\chi}_1^0 \rightarrow H\tilde{G}$ decay is 100%, and the case where the branching fraction of the $\tilde{\chi}_1^0 \rightarrow H\tilde{G}$ and $\tilde{\chi}_1^0 \rightarrow Z\tilde{G}$ decays are each 50%. This scenario is represented by the $\tilde{\chi}_1^0$ -pair production simplified model shown on figure 1.

We show the expected event yields from a representative selection of the different simplified SUSY models considered in the different search region bins of the SP analysis in tables 8 and 9, and in the different search region bins of the EWP analysis in table 10. The details of the particular signal model are described in the caption of table 8.

Following the CL_s criterion [58–60], we use the profile likelihood ratio test statistic and the asymptotic formula [61] to evaluate the 95% confidence level (CL) observed and ex-

Search region bin	Bin name	Observed data	Fitted nonresonant bkg	SM Higgs boson bkg
SP 0	$Z\ell\ell$	2	1.7 ± 0.2	0.84 ± 0.09
SP 1	$1\mu p_T^0, m_{T2}^0$	24	20.0 ± 0.9	1.6 ± 0.1
SP 2	$1\mu p_T^0, m_{T2}^{30}$	10	8.9 ± 1.4	1.1 ± 0.1
SP 3	$1\mu p_T^{75}, m_{T2}^0$	3	2.6 ± 0.5	0.89 ± 0.07
SP 4	$1\mu p_T^{75}, m_{T2}^{30}$	7	2.4 ± 0.4	0.79 ± 0.07
SP 5	$1\mu p_T^{125}, m_{T2}^0$	4	3.1 ± 0.4	1.0 ± 0.1
SP 6	$1\mu p_T^{125}, m_{T2}^{30}$	3	2.2 ± 0.4	1.1 ± 0.1
SP 7	$1e p_T^0, m_{T2}^0$	93	87.2 ± 10.6	1.1 ± 0.1
SP 8	$1e p_T^0, m_{T2}^{30}$	15	13.8 ± 0.9	0.59 ± 0.05
SP 9	$1e p_T^{75}, m_{T2}^0$	10	18.6 ± 3.0	0.74 ± 0.06
SP 10	$1e p_T^{75}, m_{T2}^{30}$	3	4.3 ± 0.3	0.48 ± 0.04
SP 11	$1e p_T^{125}, m_{T2}^0$	7	6.2 ± 0.4	1.1 ± 0.1
SP 12	$1e p_T^{125}, m_{T2}^{30}$	1	1.4 ± 0.2	0.89 ± 0.08
SP 13	$Zb\bar{b} p_T^0, m_{T2}^0$	227	224 ± 17	4.4 ± 0.6
SP 14	$Zb\bar{b} p_T^{75}, m_{T2}^0$	33	42.2 ± 7.4	1.7 ± 0.2
SP 15	$Zb\bar{b} p_T^{125}, m_{T2}^0$	15	15.7 ± 3.6	2.9 ± 0.3
SP 16	$Zb\bar{b} p_T^0, m_{T2}^{30}$	44	43.4 ± 7.5	0.83 ± 0.40
SP 17	$Zb\bar{b} p_T^{75}, m_{T2}^{30}$	13	10.8 ± 2.3	0.48 ± 0.13
SP 18	$Zb\bar{b} p_T^{125}, m_{T2}^{30}$	5	4.5 ± 0.4	0.82 ± 0.11
SP 19	$Hb\bar{b} p_T^0, m_{T2}^0$	179	179 ± 15	3.4 ± 0.3
SP 20	$Hb\bar{b} p_T^{75}, m_{T2}^0$	45	41.2 ± 1.9	1.9 ± 0.2
SP 21	$Hb\bar{b} p_T^{125}, m_{T2}^0$	22	18.4 ± 1.8	3.0 ± 0.9
SP 22	$Hb\bar{b} p_T^0, m_{T2}^{30}$	47	42.5 ± 7.4	0.93 ± 0.32
SP 23	$Hb\bar{b} p_T^{75}, m_{T2}^{30}$	13	12.1 ± 0.8	0.62 ± 0.06
SP 24	$Hb\bar{b} p_T^{125}, m_{T2}^{30}$	6	4.4 ± 0.7	1.3 ± 0.2

Table 5. The observed data, fitted nonresonant background yields, and SM Higgs boson background yields within the mass window between 122 and 129 GeV are shown for each search region bin in the $Hb\bar{b}$, $Zb\bar{b}$, and leptonic categories of the SP analysis. The uncertainties quoted are the fit uncertainties, which include the impact of all systematic uncertainties. The bin names give a short-form description of the search region bin definition which are given in full in table 2. The labels p_T^0 , p_T^{75} , and p_T^{125} refer to bins defined by the requirement that $p_T^{\gamma\gamma}/m_{\gamma\gamma}$ is less than 0.6, between 0.6 and 1.0, and greater than 1.0, respectively. The labels m_{T2}^0 and m_{T2}^{30} refer to bins defined by the requirement that m_{T2} is less than and greater than 30 GeV, respectively.

pected limits on the signal production cross sections. For the simplified models of bottom squark pair production where the bottom squark undergoes a cascade decay to a Higgs boson and the LSP, the SP analysis yields better expected sensitivity because of the binning in the number of jets and b-tagged jets, as more jets and more heavy-flavor jets are produced. The limits obtained using the SP analysis are shown in figure 3, as a function

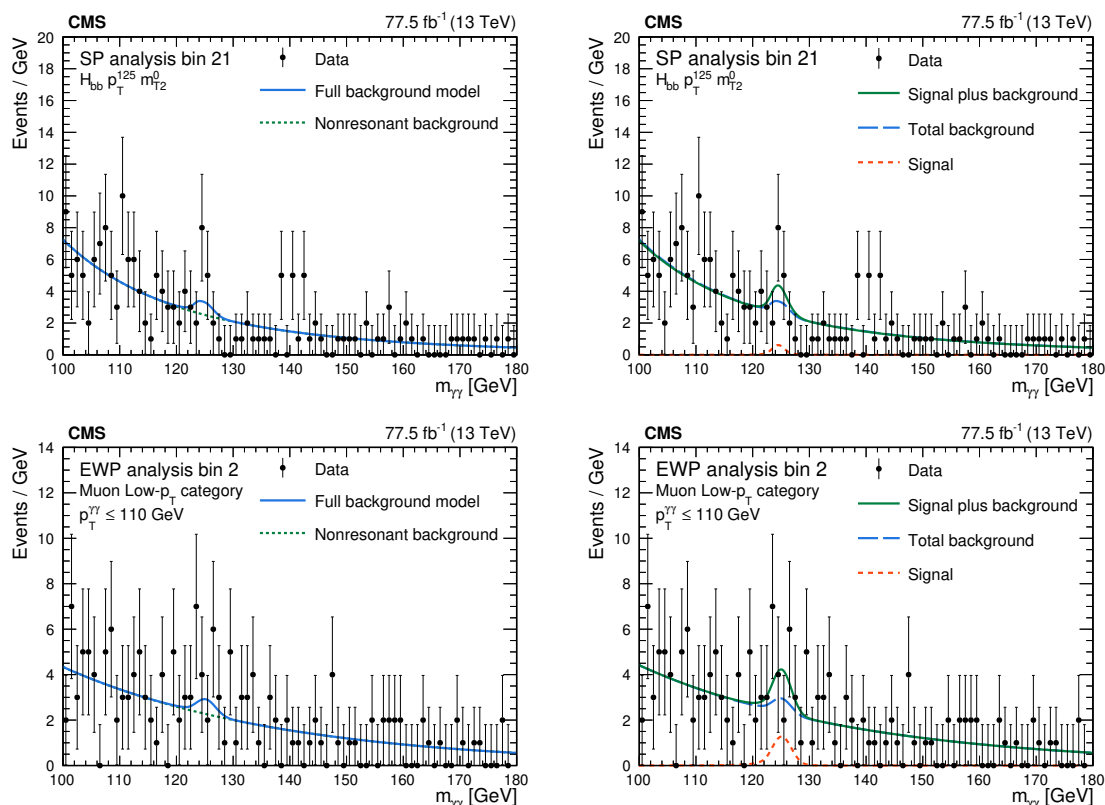


Figure 2. The diphoton mass distribution for two example search bin is shown with the background-only fit (left) and the signal-plus-background fit (right) to illustrate the signal extraction procedure. The search region bins shown corresponds to the $H\bar{b}b p_T^{125}, m_{T2}^0$ category, bin 21, of the SP analysis (upper) and the Muon Low- p_T category, bin 2, of the EWP analysis (lower).

of the bottom squark mass and the LSP mass. We exclude bottom squarks with masses below about 530 GeV for an LSP mass of 1 GeV.

For the simplified models of chargino-neutralino production, the EWP analysis has slightly better expected sensitivity because of the inclusion of bins with smaller M_R and larger R^2 . Events in such bins typically have lower values of p_T^{miss} and are not in the regions of high signal sensitivity for the SP analysis, while the R^2 variable is able to suppress backgrounds more effectively in these regions of phase space. For the wino-like chargino-neutralino production, the limits obtained using the EWP analysis are shown in figure 4 as a function of the chargino mass and the LSP mass. We exclude chargino masses below about 235 GeV for an LSP mass of 1 GeV. For the higgsino-like chargino-neutralino production simplified models, the limits obtained using the EWP analysis are shown in figure 5 as a function of the chargino mass for the case where the branching fraction of the $\tilde{\chi}_1^0 \rightarrow H\tilde{G}$ decay is 100%, and for the case where the branching fraction of the $\tilde{\chi}_1^0 \rightarrow H\tilde{G}$ and $\tilde{\chi}_1^0 \rightarrow Z\tilde{G}$ decays are both 50%. We exclude charginos below 290 and 230 GeV in the former and latter cases, respectively. The corresponding limits from the EWP analysis as applied to bottom squark production and limits from the SP analysis as applied to chargino-neutralino production are included in the appendix for completeness.

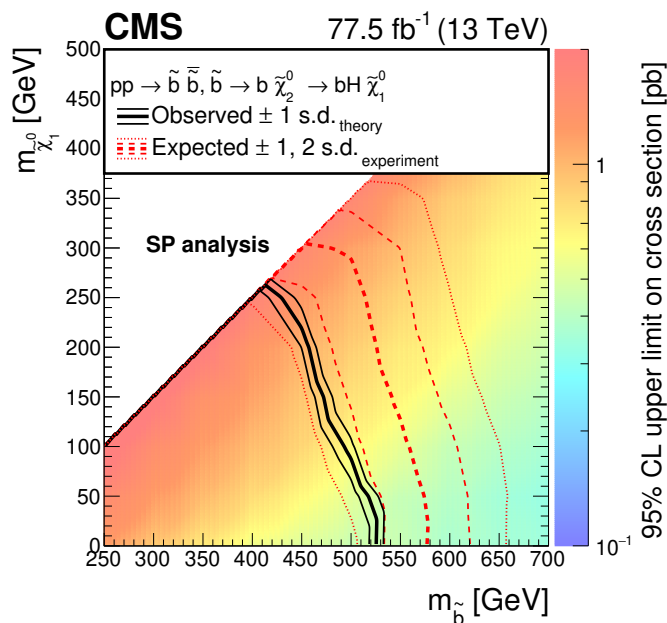


Figure 3. The observed 95% CL upper limits on the bottom squark pair production cross section are shown for the SP analysis. The bold and light solid black contours represent the observed exclusion region and the ± 1 standard deviation (s.d.) band, including both experimental and theoretical uncertainties. The analogous red dotted contours represent the expected exclusion region and its ± 1 and ± 2 s.d. bands.

The search region bins with large $p_T^{\gamma\gamma}$ in the $H \rightarrow b\bar{b}$ category yield the best overall sensitivity. For signal models with squark or neutralino masses exceeding the Higgs boson mass by 100 GeV or more, the search region bins with large values of $p_T^{\gamma\gamma}$ and large values of the kinematic variables M_R and m_{T2} in the untagged jet categories of the SP analysis or the High- p_T category for the EWP analysis also contribute significantly to the search sensitivity. For more compressed regions of the signal model parameter space, where the neutralino mass approaches the Higgs boson mass, the search region bins with large $p_T^{\gamma\gamma}$ in the leptonic categories contribute significantly to the search sensitivity. The search region bins with small values of $p_T^{\gamma\gamma}$ and small values of the kinematic variables M_R , R^2 , and m_{T2} typically have low sensitivity to the simplified models considered due to higher levels of background, but are included to maintain inclusivity for this search.

9 Summary

We have presented a search for supersymmetry (SUSY) in the final state with a Higgs boson (H) decaying to a photon pair, using data collected with the CMS detector at the LHC in 2016 and 2017, corresponding to 77.5 fb^{-1} of integrated luminosity. To improve the sensitivity over previously published results, we pursue two strategies that are optimized for strong and electroweak SUSY production, respectively. Photon pairs in the central region of the detector are used to reconstruct Higgs boson candidates. Charged leptons and b jets are

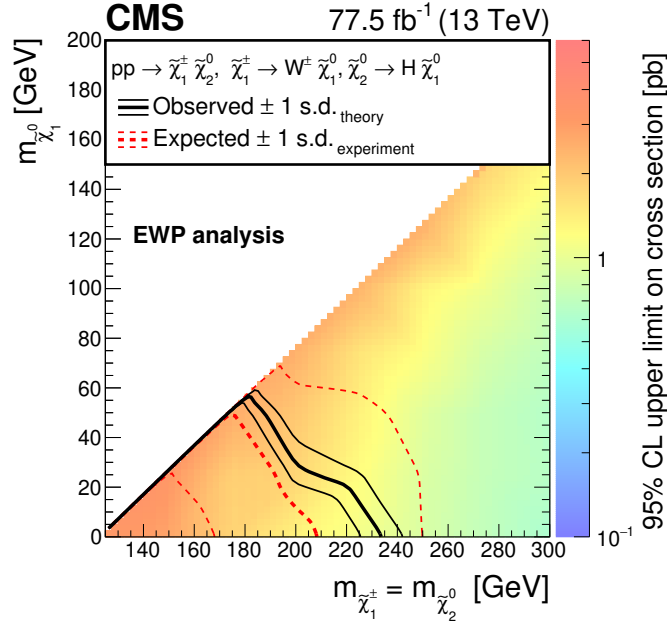


Figure 4. The observed 95% CL upper limits on the wino-like chargino-neutralino production cross section are shown for the EWP analysis. The bold and light black contours represent the observed exclusion region and the ± 1 standard deviation (s.d.) band, including both experimental and theoretical uncertainties. The analogous red dotted contours represent the expected exclusion region and its ± 1 s.d. band.

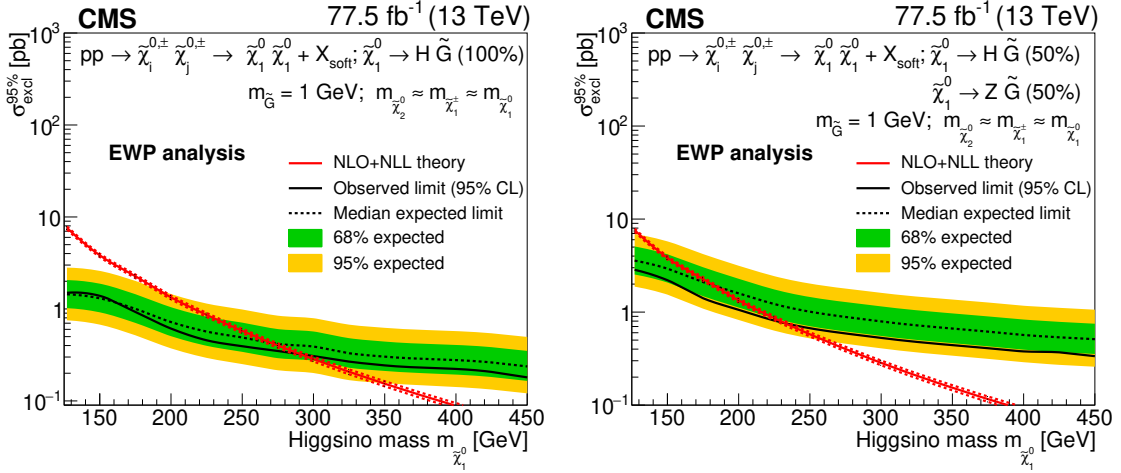


Figure 5. The observed 95% CL upper limits on the production cross section for higgsino-like chargino-neutralino production are shown for the EWP analysis. We present limits in the scenario where the branching fraction of $\tilde{\chi}_1^0 \rightarrow H\tilde{G}$ decay is 100% (left plot), and where the $\tilde{\chi}_1^0 \rightarrow H\tilde{G}$ and $\tilde{\chi}_1^0 \rightarrow Z\tilde{G}$ decays are each 50% (right plot). The dotted and solid black curves represent the expected and observed exclusion region, and the green dark and yellow light bands represent the ± 1 and ± 2 standard deviation regions, respectively. The red solid and dotted lines show the theoretical production cross section and its uncertainty band.

Search region bin	Bin name	Observed data	Fitted nonresonant bkg	SM Higgs boson bkg
SP 25	0j, $\geq 0b$, p_T^0	53 252	$53\,662 \pm 104$	973 ± 68
SP 26	0j, $\geq 0b$, p_T^{75}	586	574 ± 27	33.3 ± 4.1
SP 27	0j, $\geq 0b$, p_T^{125}	51	49.5 ± 8.0	7.4 ± 0.8
SP 28	1-3j, 0b, p_T^0 , m_{T2}^0	14 648	$14\,753 \pm 138$	308 ± 33
SP 29	1-3j, 0b, p_T^0 , m_{T2}^{30}	2732	2725 ± 10	125 ± 10
SP 30	1-3j, 0b, p_T^{75} , m_{T2}^0	781	708 ± 30	101 ± 9
SP 31	1-3j, 0b, p_T^{75} , m_{T2}^{30}	103	101 ± 11	0.90 ± 0.38
SP 32	1-3j, 0b, p_T^{125} , m_{T2}^0	47	46.6 ± 7.7	0.95 ± 0.28
SP 33	1-3j, 0b, p_T^{125} , m_{T2}^{30}	52	37.2 ± 6.9	3.9 ± 0.6
SP 34	1-3j, 1b, p_T^0 , m_{T2}^0	4184	4149 ± 7	78.4 ± 7.7
SP 35	1-3j, 1b, p_T^0 , m_{T2}^{30}	928	902 ± 34	35.3 ± 3.1
SP 36	1-3j, 1b, p_T^{75} , m_{T2}^0	273	270 ± 19	36.4 ± 3.1
SP 37	1-3j, 1b, p_T^{75} , m_{T2}^{30}	75	78.0 ± 10.0	1.3 ± 0.1
SP 38	1-3j, 1b, p_T^{125} , m_{T2}^0	52	43.7 ± 7.5	0.97 ± 0.26
SP 39	1-3j, 1b, p_T^{125} , m_{T2}^{30}	38	30.8 ± 6.3	3.7 ± 0.8
SP 40	1-3j, $\geq 2b$, p_T^0 , m_{T2}^0	312	292 ± 19	5.6 ± 0.8
SP 41	1-3j, $\geq 2b$, p_T^0 , m_{T2}^{30}	79	79.6 ± 10.1	3.0 ± 0.3
SP 42	1-3j, $\geq 2b$, p_T^{75} , m_{T2}^0	37	34.3 ± 6.6	4.5 ± 0.6
SP 43	1-3j, $\geq 2b$, p_T^{75} , m_{T2}^{30}	26	24.0 ± 5.6	0.57 ± 0.06
SP 44	1-3j, $\geq 2b$, p_T^{125} , m_{T2}^0	16	12.3 ± 0.8	0.54 ± 0.10
SP 45	1-3j, $\geq 2b$, p_T^{125} , m_{T2}^{30}	15	10.0 ± 0.8	1.7 ± 0.2
SP 46	$\geq 4j$, 0b, p_T^0 , m_{T2}^0	2429	2426 ± 7	35.3 ± 2.6
SP 47	$\geq 4j$, 0b, p_T^0 , m_{T2}^{30}	339	339 ± 21	12.9 ± 1.2
SP 48	$\geq 4j$, 0b, p_T^{75} , m_{T2}^0	118	97.8 ± 11.2	11.1 ± 2.2
SP 49	$\geq 4j$, 0b, p_T^{75} , m_{T2}^{30}	15	19.5 ± 3.1	0.16 ± 0.05
SP 50	$\geq 4j$, 0b, p_T^{125} , m_{T2}^0	13	10.0 ± 1.7	0.08 ± 1.76
SP 51	$\geq 4j$, 0b, p_T^{125} , m_{T2}^{30}	7	6.5 ± 0.6	0.73 ± 0.18
SP 52	$\geq 4j$, 1b, p_T^0 , m_{T2}^0	833	800 ± 32	12.3 ± 2.5
SP 53	$\geq 4j$, 1b, p_T^0 , m_{T2}^{30}	132	135 ± 13	4.6 ± 0.3
SP 54	$\geq 4j$, 1b, p_T^{75} , m_{T2}^0	33	42.5 ± 7.4	4.8 ± 0.7
SP 55	$\geq 4j$, 1b, p_T^{75} , m_{T2}^{30}	13	20.2 ± 5.1	0.35 ± 0.04
SP 56	$\geq 4j$, 1b, p_T^{125} , m_{T2}^0	10	11.4 ± 1.5	0.34 ± 0.04
SP 57	$\geq 4j$, 1b, p_T^{125} , m_{T2}^{30}	9	8.4 ± 0.6	0.97 ± 0.11
SP 58	$\geq 4j$, $\geq 2b$, p_T^0 , m_{T2}^0	90	88.4 ± 10.7	1.1 ± 0.3
SP 59	$\geq 4j$, $\geq 2b$, p_T^0 , m_{T2}^{30}	25	20.9 ± 4.6	0.52 ± 0.06
SP 60	$\geq 4j$, $\geq 2b$, p_T^{75} , m_{T2}^0	11	8.7 ± 0.6	0.84 ± 0.17
SP 61	$\geq 4j$, $\geq 2b$, p_T^{75} , m_{T2}^{30}	12	11.5 ± 3.7	0.26 ± 0.09
SP 62	$\geq 4j$, $\geq 2b$, p_T^{125} , m_{T2}^0	6	3.7 ± 0.4	0.24 ± 0.08
SP 63	$\geq 4j$, $\geq 2b$, p_T^{125} , m_{T2}^{30}	4	5.2 ± 1.1	0.69 ± 0.09

Table 6. The observed data, fitted nonresonant background yields, and SM Higgs boson background yields within the mass window between 122 and 129 GeV are shown for each search region bin in the all-hadronic categories of the SP analysis. The uncertainties quoted are the fit uncertainties, which include the impact of all systematic uncertainties. The bin names give a short-form description of the search region bin definition which are given in full in table 3. The labels p_T^0 , p_T^{75} , and p_T^{125} refer to bins defined by the requirement that $p_T^{\gamma\gamma}/m_{\gamma\gamma}$ is less than 0.6, between 0.6 and 1.0, and greater than 1.0, respectively. The labels m_{T2}^0 and m_{T2}^{30} refer to bins defined by the requirement that m_{T2} is less than and greater than 30 GeV, respectively.

Search region bin	Category	Observed data	Fitted nonresonant bkg	SM Higgs boson bkg
EWP 0	Two-Lepton	2	1.5 ± 0.4	1.1 ± 0.6
EWP 1	Muon High- p_T	11	6.2 ± 0.9	3.7 ± 0.8
EWP 2	Muon Low- p_T	28	15.8 ± 1.4	3.0 ± 0.8
EWP 3	Electron High- p_T	17	11.9 ± 1.3	3.4 ± 1.1
EWP 4	Electron Low- p_T	8	5.2 ± 0.8	0.6 ± 0.2
EWP 5	Electron Low- p_T	18	31.5 ± 1.9	0.9 ± 0.4
EWP 6	Electron Low- p_T	9	13.7 ± 1.3	0.7 ± 0.3
EWP 7	H $b\bar{b}$ High- p_T	9	7.0 ± 0.9	1.2 ± 0.4
EWP 8	H $b\bar{b}$ High- p_T	19	17.8 ± 1.5	3.8 ± 0.7
EWP 9	H $b\bar{b}$ Low- p_T	34	25.8 ± 1.8	0.8 ± 0.1
EWP 10	H $b\bar{b}$ Low- p_T	60	51.0 ± 2.4	1.9 ± 0.3
EWP 11	Z $b\bar{b}$ High- p_T	3	7.2 ± 1.1	0.5 ± 0.1
EWP 12	Z $b\bar{b}$ High- p_T	17	14.0 ± 1.3	2.8 ± 1.1
EWP 13	Z $b\bar{b}$ High- p_T	10	9.4 ± 1.1	1.3 ± 0.3
EWP 14	Z $b\bar{b}$ Low- p_T	27	35.2 ± 2.0	0.8 ± 0.2
EWP 15	Z $b\bar{b}$ Low- p_T	84	75.1 ± 2.9	2.5 ± 1.3
EWP 16	Z $b\bar{b}$ Low- p_T	45	46.3 ± 2.3	1.2 ± 0.4
EWP 17	High- p_T	11	14.4 ± 1.3	1.8 ± 0.2
EWP 18	High- p_T	31	21.8 ± 1.6	2.1 ± 0.4
EWP 19	High- p_T	11	13.5 ± 1.3	1.2 ± 0.3
EWP 20	High- p_T	1834	1648 ± 14	248 ± 38
EWP 21	High- p_T	91	100.2 ± 3.7	8.9 ± 1.5
EWP 22	High- p_T	12	14.4 ± 1.4	1.2 ± 0.2
EWP 23	High-Res	30	20.6 ± 1.6	0.6 ± 0.2
EWP 24	High-Res	46	49.1 ± 4.0	1.5 ± 0.5
EWP 25	High-Res	9	17.0 ± 1.4	0.4 ± 0.1
EWP 26	High-Res	5186	5057 ± 25	219 ± 42
EWP 27	High-Res	53	63.0 ± 2.6	2.4 ± 1.0
EWP 28	High-Res	19	17.7 ± 1.5	0.5 ± 0.1
EWP 29	Low-Res	26	33.8 ± 2.1	0.3 ± 0.1
EWP 30	Low-Res	61	65.8 ± 3.0	0.9 ± 0.2
EWP 31	Low-Res	24	18.3 ± 1.5	0.2 ± 0.1
EWP 32	Low-Res	5548	5328 ± 22	141 ± 27
EWP 33	Low-Res	78	79.1 ± 2.9	1.4 ± 0.4
EWP 34	Low-Res	25	23.7 ± 1.8	0.4 ± 0.1

Table 7. The observed data, fitted nonresonant background yields, and SM Higgs boson background yields within the mass window between 122 and 129 GeV are shown for each search region bin of the EWP analysis. The uncertainties quoted are the fit uncertainties, which include the impact of all systematic uncertainties.

Search region bin	Bin name	HH	ZH	WH (200,1)	\tilde{b} (450,1)	\tilde{b} (450,300)
SP 0	$Z_{\ell\ell}$	0.15 ± 0.02	1.2 ± 0.2	0.0 ± 0.0	0.07 ± 0.01	0.10 ± 0.01
SP 1	$1\mu p_T^0, m_{T2}^0$	0.67 ± 0.11	0.22 ± 0.04	0.63 ± 0.07	0.69 ± 0.06	0.10 ± 0.01
SP 2	$1\mu p_T^0, m_{T2}^{30}$	0.59 ± 0.10	0.23 ± 0.04	1.1 ± 0.1	0.88 ± 0.07	0.09 ± 0.01
SP 3	$1\mu p_T^{75}, m_{T2}^0$	0.68 ± 0.09	0.22 ± 0.03	0.44 ± 0.04	0.40 ± 0.03	0.17 ± 0.01
SP 4	$1\mu p_T^{75}, m_{T2}^{30}$	0.74 ± 0.09	0.27 ± 0.03	1.0 ± 0.1	0.45 ± 0.04	0.18 ± 0.01
SP 5	$1\mu p_T^{125}, m_{T2}^0$	1.6 ± 0.3	0.51 ± 0.08	0.72 ± 0.14	0.24 ± 0.02	1.2 ± 0.1
SP 6	$1\mu p_T^{125}, m_{T2}^{30}$	1.7 ± 0.3	0.58 ± 0.10	1.7 ± 0.3	0.32 ± 0.03	1.6 ± 0.1
SP 7	$1e p_T^0, m_{T2}^0$	0.43 ± 0.12	0.18 ± 0.03	0.41 ± 0.05	0.52 ± 0.04	0.06 ± 0.00
SP 8	$1e p_T^0, m_{T2}^{30}$	0.43 ± 0.11	0.19 ± 0.04	0.78 ± 0.12	0.52 ± 0.03	0.05 ± 0.00
SP 9	$1e p_T^{75}, m_{T2}^0$	0.45 ± 0.11	0.19 ± 0.02	0.30 ± 0.03	0.27 ± 0.02	0.12 ± 0.01
SP 10	$1e p_T^{75}, m_{T2}^{30}$	0.48 ± 0.09	0.22 ± 0.02	0.66 ± 0.07	0.29 ± 0.02	0.12 ± 0.01
SP 11	$1e p_T^{125}, m_{T2}^0$	1.3 ± 0.3	0.46 ± 0.09	0.60 ± 0.11	0.24 ± 0.02	0.87 ± 0.07
SP 12	$1e p_T^{125}, m_{T2}^{30}$	1.5 ± 0.3	0.57 ± 0.09	1.4 ± 0.3	0.28 ± 0.02	1.1 ± 0.1
SP 13	$Zb\bar{b} p_T^0, m_{T2}^0$	1.3 ± 0.2	0.50 ± 0.08	0.09 ± 0.02	3.0 ± 0.2	0.29 ± 0.02
SP 14	$Zb\bar{b} p_T^{75}, m_{T2}^0$	1.3 ± 0.1	0.52 ± 0.06	0.05 ± 0.01	1.7 ± 0.1	0.63 ± 0.04
SP 15	$Zb\bar{b} p_T^{125}, m_{T2}^0$	2.9 ± 0.5	1.2 ± 0.2	0.11 ± 0.02	1.3 ± 0.1	5.1 ± 0.3
SP 16	$Zb\bar{b} p_T^0, m_{T2}^{30}$	1.1 ± 0.2	0.49 ± 0.08	0.12 ± 0.02	2.5 ± 0.3	0.13 ± 0.01
SP 17	$Zb\bar{b} p_T^{75}, m_{T2}^{30}$	1.1 ± 0.1	0.52 ± 0.07	0.13 ± 0.02	1.5 ± 0.1	0.31 ± 0.03
SP 18	$Zb\bar{b} p_T^{125}, m_{T2}^{30}$	2.3 ± 0.4	1.3 ± 0.2	0.25 ± 0.05	1.1 ± 0.1	2.2 ± 0.2
SP 19	$Hb\bar{b} p_T^0, m_{T2}^0$	2.9 ± 0.5	0.81 ± 0.14	0.03 ± 0.01	5.9 ± 0.4	1.4 ± 0.1
SP 20	$Hb\bar{b} p_T^{75}, m_{T2}^0$	3.3 ± 0.3	0.91 ± 0.13	0.04 ± 0.01	3.4 ± 0.3	2.6 ± 0.2
SP 21	$Hb\bar{b} p_T^{125}, m_{T2}^0$	9.6 ± 1.8	2.6 ± 0.5	0.06 ± 0.01	3.0 ± 0.2	22.7 ± 1.7
SP 22	$Hb\bar{b} p_T^0, m_{T2}^{30}$	2.5 ± 0.4	0.71 ± 0.10	0.10 ± 0.01	4.7 ± 0.5	0.49 ± 0.05
SP 23	$Hb\bar{b} p_T^{75}, m_{T2}^{30}$	2.9 ± 0.3	0.82 ± 0.10	0.11 ± 0.02	3.0 ± 0.3	0.86 ± 0.08
SP 24	$Hb\bar{b} p_T^{125}, m_{T2}^{30}$	8.2 ± 1.6	2.4 ± 0.4	0.15 ± 0.04	2.8 ± 0.2	8.7 ± 0.7

Table 8. The expected signal yields for the SUSY simplified model signals considered are shown for each search region bin in the $Hb\bar{b}$, $Zb\bar{b}$, and leptonic categories of the SP analysis. The bin names give a short-form description of the search region bin definition which are given in full in table 2. The labels p_T^0 , p_T^{75} , and p_T^{125} refer to bins defined by the requirement that $p_T^{\gamma\gamma}/m_{\gamma\gamma}$ is less than 0.6, between 0.6 and 1.0, and greater than 1.0, respectively. The labels m_{T2}^0 and m_{T2}^{30} refer to bins defined by the requirement that m_{T2} is less than and greater than 30 GeV, respectively. The labels HH and ZH refer to the signal models for higgsino-like chargino and neutralino production where the branching fractions of the decays $\tilde{\chi}_1^0 \rightarrow H\tilde{G}$ and $\tilde{\chi}_1^0 \rightarrow Z\tilde{G}$ are 100% and 0%, and 50% and 50%, respectively. For the above two scenarios, the mass of the chargino and next-to-lightest neutralino is 175 GeV, while the LSP mass is 45 GeV. The label WH (200,1) refers to the signal model for wino-like chargino and neutralino production, where the mass of the chargino and next-to-lightest neutralino is 200 GeV and the LSP mass is 1 GeV. The labels \tilde{b} (450,1) and \tilde{b} (450,300) refer to the signal models for bottom squark pair production where the bottom squark mass is 450 GeV and the LSP mass is 1 and 300 GeV, respectively.

used to tag the decay products of an additional boson, while kinematic quantities such as m_{T2} and the razor variables M_R and R^2 are used to suppress standard model backgrounds. Data driven fits determine the shape and normalization of the nonresonant background.

Search region bin	Bin name	HH	ZH	WH (200,1)	\tilde{b} (450,1)	\tilde{b} (450,300)
SP 25	0j, $\geq 0b$, p_T^0	3.9 ± 0.6	2.9 ± 0.5	2.6 ± 0.3	2.7 ± 0.1	0.0 ± 0.0
SP 26	0j, $\geq 0b$, p_T^{75}	2.4 ± 0.3	2.1 ± 0.2	1.8 ± 0.2	0.54 ± 0.02	0.0 ± 0.0
SP 27	0j, $\geq 0b$, p_T^{125}	1.7 ± 0.2	2.7 ± 0.4	1.7 ± 0.2	0.15 ± 0.01	0.01 ± 0.00
SP 28	1-3j, 0b, p_T^0 , m_{T2}^0	4.7 ± 0.8	2.7 ± 0.4	2.9 ± 0.3	4.2 ± 0.5	0.03 ± 0.00
SP 29	1-3j, 0b, p_T^0 , m_{T2}^{30}	4.7 ± 0.5	2.6 ± 0.3	2.1 ± 0.2	1.6 ± 0.3	0.03 ± 0.01
SP 30	1-3j, 0b, p_T^{75} , m_{T2}^0	9.0 ± 1.5	5.1 ± 0.9	3.1 ± 0.6	0.73 ± 0.15	0.27 ± 0.05
SP 31	1-3j, 0b, p_T^{75} , m_{T2}^{30}	0.21 ± 0.04	0.10 ± 0.02	0.10 ± 0.01	0.34 ± 0.09	0.04 ± 0.01
SP 32	1-3j, 0b, p_T^{125} , m_{T2}^0	0.18 ± 0.02	0.10 ± 0.01	0.07 ± 0.01	0.15 ± 0.04	0.05 ± 0.01
SP 33	1-3j, 0b, p_T^{125} , m_{T2}^{30}	0.66 ± 0.14	0.35 ± 0.07	0.19 ± 0.04	0.14 ± 0.03	0.35 ± 0.07
SP 34	1-3j, 1b, p_T^0 , m_{T2}^0	6.1 ± 0.9	2.2 ± 0.3	1.1 ± 0.1	7.1 ± 1.0	0.12 ± 0.02
SP 35	1-3j, 1b, p_T^0 , m_{T2}^{30}	6.6 ± 0.6	2.4 ± 0.2	0.81 ± 0.06	3.4 ± 0.3	0.20 ± 0.02
SP 36	1-3j, 1b, p_T^{75} , m_{T2}^0	13.7 ± 2.1	5.1 ± 0.9	1.4 ± 0.2	2.2 ± 0.3	1.7 ± 0.2
SP 37	1-3j, 1b, p_T^{75} , m_{T2}^{30}	0.23 ± 0.03	0.09 ± 0.01	0.08 ± 0.01	0.82 ± 0.13	0.27 ± 0.04
SP 38	1-3j, 1b, p_T^{125} , m_{T2}^0	0.36 ± 0.04	0.13 ± 0.01	0.07 ± 0.00	0.39 ± 0.06	0.59 ± 0.08
SP 39	1-3j, 1b, p_T^{125} , m_{T2}^{30}	1.2 ± 0.2	0.47 ± 0.09	0.18 ± 0.03	0.37 ± 0.05	3.5 ± 0.5
SP 40	1-3j, $\geq 2b$, p_T^0 , m_{T2}^0	0.60 ± 0.09	0.21 ± 0.04	0.08 ± 0.01	1.9 ± 0.2	0.43 ± 0.05
SP 41	1-3j, $\geq 2b$, p_T^0 , m_{T2}^{30}	0.81 ± 0.07	0.27 ± 0.02	0.07 ± 0.01	1.2 ± 0.1	0.69 ± 0.07
SP 42	1-3j, $\geq 2b$, p_T^{75} , m_{T2}^0	2.0 ± 0.4	0.67 ± 0.11	0.09 ± 0.03	0.98 ± 0.12	5.0 ± 0.6
SP 43	1-3j, $\geq 2b$, p_T^{75} , m_{T2}^{30}	0.08 ± 0.01	0.03 ± 0.01	0.02 ± 0.01	0.38 ± 0.04	1.3 ± 0.1
SP 44	1-3j, $\geq 2b$, p_T^{125} , m_{T2}^0	0.11 ± 0.03	0.04 ± 0.00	0.03 ± 0.00	0.28 ± 0.03	2.2 ± 0.2
SP 45	1-3j, $\geq 2b$, p_T^{125} , m_{T2}^{30}	0.44 ± 0.10	0.16 ± 0.03	0.05 ± 0.03	0.37 ± 0.03	15.5 ± 1.3
SP 46	$\geq 4j$, 0b, p_T^0 , m_{T2}^0	3.9 ± 0.6	3.1 ± 0.5	6.6 ± 0.7	3.3 ± 0.8	0.01 ± 0.00
SP 47	$\geq 4j$, 0b, p_T^0 , m_{T2}^{30}	4.2 ± 0.5	3.4 ± 0.4	5.6 ± 0.5	1.2 ± 0.2	0.03 ± 0.01
SP 48	$\geq 4j$, 0b, p_T^{75} , m_{T2}^0	7.5 ± 1.2	6.9 ± 1.2	8.0 ± 1.4	0.56 ± 0.11	0.13 ± 0.03
SP 49	$\geq 4j$, 0b, p_T^{75} , m_{T2}^{30}	0.14 ± 0.02	0.10 ± 0.01	0.19 ± 0.02	0.52 ± 0.11	0.02 ± 0.00
SP 50	$\geq 4j$, 0b, p_T^{125} , m_{T2}^0	0.16 ± 0.02	0.13 ± 0.02	0.19 ± 0.02	0.25 ± 0.05	0.02 ± 0.00
SP 51	$\geq 4j$, 0b, p_T^{125} , m_{T2}^{30}	0.81 ± 0.18	0.50 ± 0.11	0.51 ± 0.11	0.27 ± 0.05	0.16 ± 0.03
SP 52	$\geq 4j$, 1b, p_T^0 , m_{T2}^0	5.0 ± 0.8	2.3 ± 0.3	2.5 ± 0.3	5.1 ± 0.9	0.08 ± 0.01
SP 53	$\geq 4j$, 1b, p_T^0 , m_{T2}^{30}	5.4 ± 0.6	2.5 ± 0.2	2.1 ± 0.2	2.3 ± 0.2	0.15 ± 0.02
SP 54	$\geq 4j$, 1b, p_T^{75} , m_{T2}^0	11.4 ± 1.8	5.5 ± 0.9	3.5 ± 0.6	1.4 ± 0.2	1.1 ± 0.1
SP 55	$\geq 4j$, 1b, p_T^{75} , m_{T2}^{30}	0.27 ± 0.03	0.14 ± 0.02	0.18 ± 0.02	1.2 ± 0.2	0.11 ± 0.01
SP 56	$\geq 4j$, 1b, p_T^{125} , m_{T2}^0	0.33 ± 0.03	0.14 ± 0.01	0.17 ± 0.01	0.81 ± 0.13	0.15 ± 0.03
SP 57	$\geq 4j$, 1b, p_T^{125} , m_{T2}^{30}	1.4 ± 0.3	0.65 ± 0.12	0.42 ± 0.09	0.76 ± 0.12	1.5 ± 0.2
SP 58	$\geq 4j$, $\geq 2b$, p_T^0 , m_{T2}^0	0.42 ± 0.06	0.18 ± 0.03	0.16 ± 0.03	1.4 ± 0.1	0.18 ± 0.02
SP 59	$\geq 4j$, $\geq 2b$, p_T^0 , m_{T2}^{30}	0.65 ± 0.07	0.26 ± 0.03	0.13 ± 0.02	0.86 ± 0.08	0.35 ± 0.03
SP 60	$\geq 4j$, $\geq 2b$, p_T^{75} , m_{T2}^0	1.6 ± 0.3	0.67 ± 0.11	0.24 ± 0.07	0.71 ± 0.08	2.4 ± 0.3
SP 61	$\geq 4j$, $\geq 2b$, p_T^{75} , m_{T2}^{30}	0.08 ± 0.02	0.03 ± 0.00	0.03 ± 0.01	0.73 ± 0.07	0.44 ± 0.04
SP 62	$\geq 4j$, $\geq 2b$, p_T^{125} , m_{T2}^0	0.14 ± 0.03	0.05 ± 0.02	0.03 ± 0.00	0.53 ± 0.06	0.82 ± 0.09
SP 63	$\geq 4j$, $\geq 2b$, p_T^{125} , m_{T2}^{30}	0.51 ± 0.11	0.20 ± 0.06	0.11 ± 0.03	0.57 ± 0.05	6.4 ± 0.6

Table 9. The expected signal yields for the SUSY simplified model signals considered are shown for each search region bin in the all-hadronic categories of the SP analysis. The bin names give a short-form description of the search region bin definition which are given in full in table 3. The labels p_T^0 , p_T^{75} , and p_T^{125} refer to bins defined by the requirement that $p_T^{\gamma\gamma}/m_{\gamma\gamma}$ is less than 0.6, between 0.6 and 1.0, and greater than 1.0, respectively. The labels m_{T2}^0 and m_{T2}^{30} refer to bins defined by the requirement that m_{T2} is less than and greater than 30 GeV, respectively. The labels for the different signal models are explained in detail in the caption of table 8.

Search region bin	Category	HH	ZH	WH (200,1)	\tilde{b} (450,1)	\tilde{b} (450,300)
EWP 0	Two-Lepton	0.2 ± 0.01	1.6 ± 0.1	0.0 ± 0.000	0.2 ± 0.1	0.1 ± 0.03
EWP 1	Muon High- p_T	4.5 ± 0.2	1.5 ± 0.1	3.3 ± 0.2	4.4 ± 1.8	0.9 ± 0.4
EWP 2	Muon Low- p_T	1.6 ± 0.04	0.6 ± 0.02	1.7 ± 0.05	0.6 ± 0.2	1.8 ± 0.7
EWP 3	Electron High- p_T	4.0 ± 0.2	1.5 ± 0.1	2.7 ± 0.1	3.2 ± 1.3	0.8 ± 0.3
EWP 4	Electron Low- p_T	0.5 ± 0.01	0.2 ± 0.01	0.9 ± 0.04	0.1 ± 0.03	0.7 ± 0.3
EWP 5	Electron Low- p_T	0.3 ± 0.01	0.1 ± 0.01	0.2 ± 0.02	0.2 ± 0.1	0.2 ± 0.1
EWP 6	Electron Low- p_T	0.3 ± 0.01	0.2 ± 0.004	0.3 ± 0.02	0.1 ± 0.04	0.4 ± 0.2
EWP 7	H $b\bar{b}$ High- p_T	11.9 ± 0.5	3.4 ± 0.2	0.2 ± 0.01	4.3 ± 4.3	4.7 ± 1.9
EWP 8	H $b\bar{b}$ High- p_T	9.1 ± 0.6	2.5 ± 0.2	0.1 ± 0.005	30.1 ± 12.1	2.2 ± 0.8
EWP 9	H $b\bar{b}$ Low- p_T	1.9 ± 0.2	0.6 ± 0.05	0.1 ± 0.003	0.8 ± 1.0	6.5 ± 2.8
EWP 10	H $b\bar{b}$ Low- p_T	1.2 ± 0.1	0.4 ± 0.04	0.03 ± 0.002	3.7 ± 1.5	2.4 ± 1.0
EWP 11	Z $b\bar{b}$ High- p_T	3.2 ± 0.3	1.7 ± 0.2	0.3 ± 0.02	0.6 ± 0.6	1.9 ± 0.8
EWP 12	Z $b\bar{b}$ High- p_T	1.3 ± 0.2	0.6 ± 0.1	0.1 ± 0.01	4.8 ± 2.2	0.4 ± 0.2
EWP 13	Z $b\bar{b}$ High- p_T	2.5 ± 0.1	1.1 ± 0.1	0.1 ± 0.02	2.3 ± 2.2	1.0 ± 0.4
EWP 14	Z $b\bar{b}$ Low- p_T	1.7 ± 0.2	0.8 ± 0.1	0.2 ± 0.01	0.1 ± 0.1	3.7 ± 1.5
EWP 15	Z $b\bar{b}$ Low- p_T	0.6 ± 0.2	0.2 ± 0.04	0.02 ± 0.002	0.6 ± 0.3	0.8 ± 0.4
EWP 16	Z $b\bar{b}$ Low- p_T	1.0 ± 0.05	0.4 ± 0.02	0.04 ± 0.01	0.3 ± 0.3	1.5 ± 0.6
EWP 17	High- p_T	5.3 ± 1.6	5.5 ± 0.6	7.2 ± 0.5	0.3 ± 0.2	1.4 ± 0.7
EWP 18	High- p_T	1.8 ± 0.1	0.8 ± 0.05	0.5 ± 0.03	0.01 ± 0.1	0.3 ± 0.1
EWP 19	High- p_T	6.0 ± 1.4	4.0 ± 0.7	3.6 ± 0.2	0.6 ± 0.4	1.4 ± 0.6
EWP 20	High- p_T	42.1 ± 3.9	19.6 ± 1.8	9.1 ± 0.8	40.1 ± 15.8	6.1 ± 2.4
EWP 21	High- p_T	4.9 ± 0.2	2.3 ± 0.1	1.4 ± 0.1	0.03 ± 0.04	0.9 ± 0.4
EWP 22	High- p_T	7.3 ± 1.2	4.2 ± 0.6	3.0 ± 0.2	1.5 ± 1.4	1.3 ± 0.5
EWP 23	High-Res	1.1 ± 1.2	1.0 ± 0.4	3.0 ± 0.6	0.03 ± 0.02	2.2 ± 1.2
EWP 24	High-Res	1.5 ± 0.5	0.9 ± 0.2	1.1 ± 0.1	0.03 ± 0.01	1.4 ± 0.6
EWP 25	High-Res	0.6 ± 0.3	0.4 ± 0.1	0.6 ± 0.1	0.01 ± 0.2	0.6 ± 0.3
EWP 26	High-Res	13.7 ± 2.1	6.5 ± 1.0	4.4 ± 0.7	4.1 ± 1.7	10.4 ± 4.4
EWP 27	High-Res	0.5 ± 0.1	0.3 ± 0.04	0.2 ± 0.03	0.0 ± 0.000	0.4 ± 0.2
EWP 28	High-Res	0.8 ± 0.2	0.5 ± 0.1	0.6 ± 0.1	0.1 ± 0.2	0.9 ± 0.4
EWP 29	Low-Res	0.7 ± 0.7	0.7 ± 0.3	1.9 ± 0.5	0.02 ± 0.01	1.5 ± 0.8
EWP 30	Low-Res	1.0 ± 0.3	0.5 ± 0.1	0.7 ± 0.2	0.02 ± 0.01	1.0 ± 0.5
EWP 31	Low-Res	0.5 ± 0.4	0.3 ± 0.2	0.4 ± 0.1	0.01 ± 0.003	0.5 ± 0.3
EWP 32	Low-Res	8.4 ± 2.2	4.1 ± 1.0	3.0 ± 0.8	2.7 ± 1.3	7.1 ± 3.6
EWP 33	Low-Res	0.4 ± 0.1	0.2 ± 0.05	0.2 ± 0.04	0.002 ± 0.001	0.2 ± 0.1
EWP 34	Low-Res	0.6 ± 0.2	0.3 ± 0.1	0.4 ± 0.1	0.01 ± 0.01	0.6 ± 0.3

Table 10. The expected signal yields for the SUSY simplified model signals considered are shown for each search region bin of the EWP analysis. The category that each search region bin belongs to is also indicated in the table. The search region bins definitions are summarized in table 1. The labels for the different signal models are explained in detail in the caption of table 8.

The resonant background from standard model Higgs boson production is estimated from simulation. The results are interpreted in terms of exclusion limits on the production cross section of simplified models of bottom squark pair production and chargino-neutralino production. As a result of the improvements in the event categorization and the larger data set, we extend the mass limits over the previous best results [8] by about 100 GeV for bottom squark pair production and about 50 GeV for chargino-neutralino production.

We exclude bottom squark pair production for bottom squark masses below 530 GeV for a lightest neutralino mass of 1 GeV; wino-like chargino-neutralino production, for chargino and neutralino ($\tilde{\chi}_1^0$) masses of up to 235 GeV and a gravitino (\tilde{G}) mass of 1 GeV; and higgsino-like chargino-neutralino production, for chargino and neutralino ($\tilde{\chi}_1^0$) masses of up to 290 and 230 GeV for the cases where the branching fraction of the lightest neutralino $\tilde{\chi}_1^0 \rightarrow H\tilde{G}$ decay is 100%, and where the branching fractions of the $\tilde{\chi}_1^0 \rightarrow H\tilde{G}$ and $\tilde{\chi}_1^0 \rightarrow Z\tilde{G}$ decays are both 50%, respectively.

Acknowledgments

We congratulate our colleagues in the CERN accelerator departments for the excellent performance of the LHC and thank the technical and administrative staffs at CERN and at other CMS institutes for their contributions to the success of the CMS effort. In addition, we gratefully acknowledge the computing centers and personnel of the Worldwide LHC Computing Grid for delivering so effectively the computing infrastructure essential to our analyses. Finally, we acknowledge the enduring support for the construction and operation of the LHC and the CMS detector provided by the following funding agencies: BMBWF and FWF (Austria); FNRS and FWO (Belgium); CNPq, CAPES, FAPERJ, FAPERGS, and FAPESP (Brazil); MES (Bulgaria); CERN; CAS, MoST, and NSFC (China); COLCIENCIAS (Colombia); MSES and CSF (Croatia); RPF (Cyprus); SENESCYT (Ecuador); MoER, ERC IUT, PUT and ERDF (Estonia); Academy of Finland, MEC, and HIP (Finland); CEA and CNRS/IN2P3 (France); BMBF, DFG, and HGF (Germany); GSRT (Greece); NKFI (Hungary); DAE and DST (India); IPM (Iran); SFI (Ireland); INFN (Italy); MSIP and NRF (Republic of Korea); MES (Latvia); LAS (Lithuania); MOE and UM (Malaysia); BUAP, CINVESTAV, CONACYT, LNS, SEP, and UASLP-FAI (Mexico); MOS (Montenegro); MBIE (New Zealand); PAEC (Pakistan); MSHE and NSC (Poland); FCT (Portugal); JINR (Dubna); MON, RosAtom, RAS, RFBR, and NRC KI (Russia); MESTD (Serbia); SEIDI, CPAN, PCTI, and FEDER (Spain); MOSTR (Sri Lanka); Swiss Funding Agencies (Switzerland); MST (Taipei); ThEPCenter, IPST, STAR, and NSTDA (Thailand); TUBITAK and TAEK (Turkey); NASU and SFFR (Ukraine); STFC (United Kingdom); DOE and NSF (USA).

Individuals have received support from the Marie-Curie program and the European Research Council and Horizon 2020 Grant, contract Nos. 675440, 752730, and 765710 (European Union); the Leventis Foundation; the A.P. Sloan Foundation; the Alexander von Humboldt Foundation; the Belgian Federal Science Policy Office; the Fonds pour la Formation à la Recherche dans l'Industrie et dans l'Agriculture (FRIA-Belgium); the Agentschap voor Innovatie door Wetenschap en Technologie (IWT-Belgium); the F.R.S.-FNRS and FWO (Belgium) under the “Excellence of Science – EOS” – be.h project n. 30820817; the Beijing Municipal Science & Technology Commission, No. Z181100004218003; the Ministry of Education, Youth and Sports (MEYS) of the Czech Republic; the Lendület (“Momentum”) Program and the János Bolyai Research Scholarship of the Hungarian Academy of Sciences, the New National Excellence Program ÚNKP, the NKFI research

grants 123842, 123959, 124845, 124850, 125105, 128713, 128786, and 129058 (Hungary); the Council of Science and Industrial Research, India; the HOMING PLUS program of the Foundation for Polish Science, cofinanced from European Union, Regional Development Fund, the Mobility Plus program of the Ministry of Science and Higher Education, the National Science Center (Poland), contracts Harmonia 2014/14/M/ST2/00428, Opus 2014/13/B/ST2/02543, 2014/15/B/ST2/03998, and 2015/19/B/ST2/02861, Sonata-bis 2012/07/E/ST2/01406; the National Priorities Research Program by Qatar National Research Fund; the Ministry of Science and Education, grant no. 3.2989.2017 (Russia); the Programa Estatal de Fomento de la Investigación Científica y Técnica de Excelencia María de Maeztu, grant MDM-2015-0509 and the Programa Severo Ochoa del Principado de Asturias; the Thalís and Aristeia programs cofinanced by EU-ESF and the Greek NSRF; the Rachadapisek Sompot Fund for Postdoctoral Fellowship, Chulalongkorn University and the Chulalongkorn Academic into Its 2nd Century Project Advancement Project (Thailand); the Welch Foundation, contract C-1845; and the Weston Havens Foundation (USA).

A Additional simplified model interpretations

While the EWP and SP analyses have greater expected sensitivity to electroweak and strong SUSY production, respectively, both analyses do have sensitivity to both production modes. In this appendix, we present limits obtained from the EWP and SP analyses for the simplified models that were not shown in section 8.

The upper plot of figure 6 shows the limits for sbottom pair production obtained using the EWP analysis, as a function of the bottom squark mass and the LSP mass.

For the wino-like chargino-neutralino production, the limits obtained using the SP analysis are shown in the lower plot of figure 6 as a function of the chargino mass and the LSP mass. Figure 7 shows the limits for the higgsino-like chargino-neutralino production simplified models obtained using the SP analysis as a function of the chargino mass for the case where the branching fraction of the $\tilde{\chi}_1^0 \rightarrow H\tilde{G}$ decay is 100% on the left, and for the case where the branching fraction of the $\tilde{\chi}_1^0 \rightarrow H\tilde{G}$ and $\tilde{\chi}_1^0 \rightarrow Z\tilde{G}$ decays are both 50% on the right.

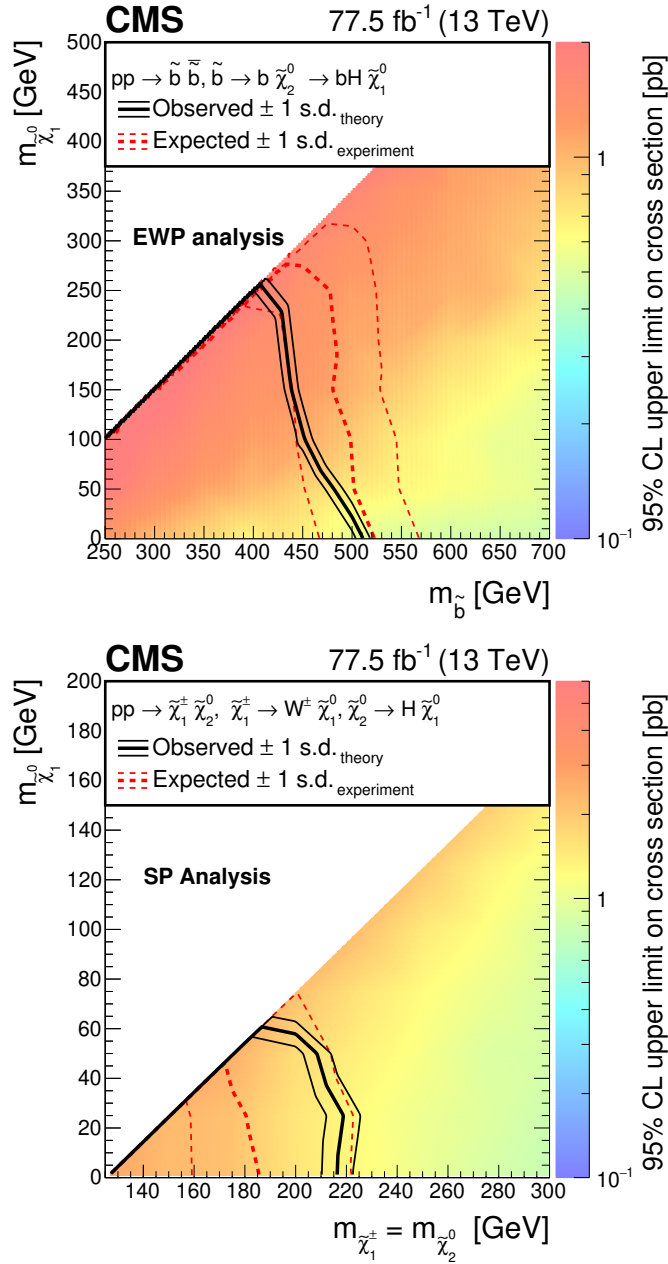


Figure 6. The observed 95% CL upper limits on the bottom squark pair production cross section for the EWP analysis (upper plot), and on the wino-like chargino-neutralino production cross section for the SP analysis (lower plot), are shown. The bold and light solid black contours represent the observed exclusion region and the ± 1 standard deviation (s.d.) band, including both experimental and theoretical uncertainties. The analogous red dotted contours represent the expected exclusion region and its ± 1 s.d. band.

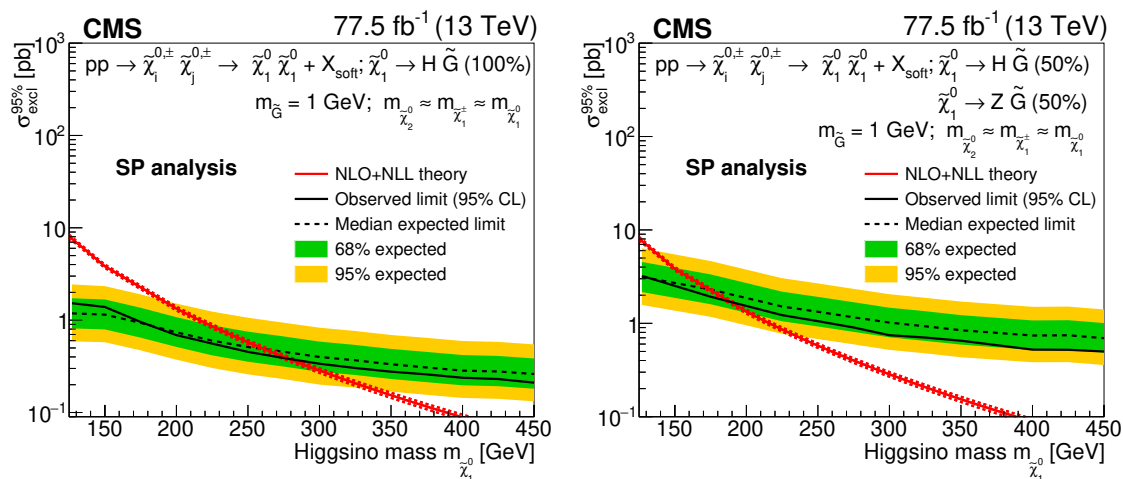


Figure 7. The observed 95% CL upper limits on the production cross section for higgsino-like chargino-neutralino production are shown for the SP analysis. The charginos and neutralinos undergo several cascade decays producing either Higgs bosons (left plot), or a Higgs boson and a Z boson (right plot). We present limits in the scenario where the branching fraction of $\tilde{\chi}_1^0 \rightarrow H\tilde{G}$ decay is 100% (left plot), and where the $\tilde{\chi}_1^0 \rightarrow H\tilde{G}$ and $\tilde{\chi}_1^0 \rightarrow Z\tilde{G}$ decays are each 50% (right plot). The dotted and solid black curves represent the expected and observed exclusion region, and the green dark and yellow light bands represent the ± 1 and ± 2 standard deviation regions, respectively. The red solid and dotted lines show the theoretical production cross section and its uncertainty band.

Open Access. This article is distributed under the terms of the Creative Commons Attribution License ([CC-BY 4.0](https://creativecommons.org/licenses/by/4.0/)), which permits any use, distribution and reproduction in any medium, provided the original author(s) and source are credited.

References

- [1] M. Monaco, M. Pierini, A. Romanino and M. Spinrath, *Phenomenology of minimal unified tree level gauge mediation at the LHC*, *JHEP* **07** (2013) 078 [[arXiv:1302.1305](https://arxiv.org/abs/1302.1305)] [[INSPIRE](https://inspirehep.net/literature/1108000)].
- [2] J. Duarte, C. Peña, A. Wang, M. Pierini and M. Spiropulu, *Squark-mediated Higgs+jets production at the LHC*, [arXiv:1703.06544](https://arxiv.org/abs/1703.06544) [[INSPIRE](https://inspirehep.net/literature/1703065)].
- [3] S. Dimopoulos and H. Georgi, *Softly broken supersymmetry and SU(5)*, *Nucl. Phys. B* **193** (1981) 150 [[INSPIRE](https://inspirehep.net/literature/1108000)].
- [4] S. Dimopoulos, M. Dine, S. Raby and S.D. Thomas, *Experimental signatures of low-energy gauge mediated supersymmetry breaking*, *Phys. Rev. Lett.* **76** (1996) 3494 [[hep-ph/9601367](https://arxiv.org/abs/hep-ph/9601367)] [[INSPIRE](https://inspirehep.net/literature/1108000)].
- [5] K.T. Matchev and S.D. Thomas, *Higgs and Z boson signatures of supersymmetry*, *Phys. Rev. D* **62** (2000) 077702 [[hep-ph/9908482](https://arxiv.org/abs/hep-ph/9908482)] [[INSPIRE](https://inspirehep.net/literature/1108000)].
- [6] ATLAS collaboration, *Search for direct pair production of a chargino and a neutralino decaying to the 125 GeV Higgs boson in $\sqrt{s} = 8$ TeV pp collisions with the ATLAS detector*, *Eur. Phys. J. C* **75** (2015) 208 [[arXiv:1501.07110](https://arxiv.org/abs/1501.07110)] [[INSPIRE](https://inspirehep.net/literature/1108000)].
- [7] CMS collaboration, *Searches for electroweak neutralino and chargino production in channels with Higgs, Z and W bosons in pp collisions at 8 TeV*, *Phys. Rev. D* **90** (2014) 092007 [[arXiv:1409.3168](https://arxiv.org/abs/1409.3168)] [[INSPIRE](https://inspirehep.net/literature/1108000)].

- [8] CMS collaboration, *Search for supersymmetry with Higgs boson to diphoton decays using the razor variables at $\sqrt{s} = 13$ TeV*, *Phys. Lett. B* **779** (2018) 166 [[arXiv:1709.00384](#)] [[INSPIRE](#)].
- [9] ATLAS collaboration, *Search for chargino and neutralino production in final states with a Higgs boson and missing transverse momentum at $\sqrt{s} = 13$ TeV with the ATLAS detector*, *Phys. Rev. D* **100** (2019) 012006 [[arXiv:1812.09432](#)] [[INSPIRE](#)].
- [10] ATLAS collaboration, *Search for bottom-squark pair production with the ATLAS detector in final states containing Higgs bosons, b-jets and missing transverse momentum*, [arXiv:1908.03122](#) [[INSPIRE](#)].
- [11] ATLAS collaboration, *Search for pair production of higgsinos in final states with at least three b-tagged jets in $\sqrt{s} = 13$ TeV pp collisions using the ATLAS detector*, *Phys. Rev. D* **98** (2018) 092002 [[arXiv:1806.04030](#)] [[INSPIRE](#)].
- [12] CMS collaboration, *The CMS trigger system*, 2017 *JINST* **12** P01020 [[arXiv:1609.02366](#)] [[INSPIRE](#)].
- [13] CMS collaboration, *The CMS experiment at the CERN LHC*, 2008 *JINST* **3** S08004 [[INSPIRE](#)].
- [14] J. Alwall et al., *The automated computation of tree-level and next-to-leading order differential cross sections and their matching to parton shower simulations*, *JHEP* **07** (2014) 079 [[arXiv:1405.0301](#)] [[INSPIRE](#)].
- [15] ATLAS and CMS collaborations, *Combined measurement of the Higgs boson mass in pp collisions at $\sqrt{s} = 7$ and 8 TeV with the ATLAS and CMS experiments*, *Phys. Rev. Lett.* **114** (2015) 191803 [[arXiv:1503.07589](#)] [[INSPIRE](#)].
- [16] CMS collaboration, *Measurements of properties of the Higgs boson decaying into the four-lepton final state in pp collisions at $\sqrt{s} = 13$ TeV*, *JHEP* **11** (2017) 047 [[arXiv:1706.09936](#)] [[INSPIRE](#)].
- [17] LHC HIGGS CROSS SECTION WORKING GROUP collaboration, *Handbook of LHC Higgs cross sections: 4. Deciphering the nature of the Higgs sector*, [arXiv:1610.07922](#) [[INSPIRE](#)].
- [18] R. Frederix and S. Frixione, *Merging meets matching in MC@NLO*, *JHEP* **12** (2012) 061 [[arXiv:1209.6215](#)] [[INSPIRE](#)].
- [19] J. Alwall et al., *Comparative study of various algorithms for the merging of parton showers and matrix elements in hadronic collisions*, *Eur. Phys. J. C* **53** (2008) 473 [[arXiv:0706.2569](#)] [[INSPIRE](#)].
- [20] T. Sjöstrand et al., *An introduction to PYTHIA 8.2*, *Comput. Phys. Commun.* **191** (2015) 159 [[arXiv:1410.3012](#)] [[INSPIRE](#)].
- [21] P. Skands, S. Carrazza and J. Rojo, *Tuning PYTHIA 8.1: the Monash 2013 Tune*, *Eur. Phys. J. C* **74** (2014) 3024 [[arXiv:1404.5630](#)] [[INSPIRE](#)].
- [22] CMS collaboration, *Extraction and validation of a new set of CMS PYTHIA8 tunes from underlying-event measurements*, [arXiv:1903.12179](#) [[INSPIRE](#)].
- [23] NNPDF collaboration, *Parton distributions for the LHC Run II*, *JHEP* **04** (2015) 040 [[arXiv:1410.8849](#)] [[INSPIRE](#)].
- [24] NNPDF collaboration, *Parton distributions from high-precision collider data*, *Eur. Phys. J. C* **77** (2017) 663 [[arXiv:1706.00428](#)] [[INSPIRE](#)].

- [25] W. Beenakker, R. Höpker, M. Spira and P.M. Zerwas, *Squark and gluino production at hadron colliders*, *Nucl. Phys. B* **492** (1997) 51 [[hep-ph/9610490](#)] [[INSPIRE](#)].
- [26] A. Kulesza and L. Motyka, *Threshold resummation for squark-antisquark and gluino-pair production at the LHC*, *Phys. Rev. Lett.* **102** (2009) 111802 [[arXiv:0807.2405](#)] [[INSPIRE](#)].
- [27] A. Kulesza and L. Motyka, *Soft gluon resummation for the production of gluino-gluino and squark-antisquark pairs at the LHC*, *Phys. Rev. D* **80** (2009) 095004 [[arXiv:0905.4749](#)] [[INSPIRE](#)].
- [28] W. Beenakker, S. Brensing, M. Krämer, A. Kulesza, E. Laenen and I. Niessen, *Soft-gluon resummation for squark and gluino hadroproduction*, *JHEP* **12** (2009) 041 [[arXiv:0909.4418](#)] [[INSPIRE](#)].
- [29] W. Beenakker et al., *Squark and gluino hadroproduction*, *Int. J. Mod. Phys. A* **26** (2011) 2637 [[arXiv:1105.1110](#)] [[INSPIRE](#)].
- [30] C. Borschensky et al., *Squark and gluino production cross sections in pp collisions at $\sqrt{s} = 13, 14, 33$ and 100 TeV*, *Eur. Phys. J. C* **74** (2014) 3174 [[arXiv:1407.5066](#)] [[INSPIRE](#)].
- [31] W. Beenakker, M. Klasen, M. Krämer, T. Plehn, M. Spira and P.M. Zerwas, *The Production of charginos/neutralinos and sleptons at hadron colliders*, *Phys. Rev. Lett.* **83** (1999) 3780 [*Erratum ibid.* **100** (2008) 029901] [[hep-ph/9906298](#)] [[INSPIRE](#)].
- [32] B. Fuks, M. Klasen, D.R. Lamprea and M. Rothering, *Gaugino production in proton-proton collisions at a center-of-mass energy of 8 TeV*, *JHEP* **10** (2012) 081 [[arXiv:1207.2159](#)] [[INSPIRE](#)].
- [33] B. Fuks, M. Klasen, D.R. Lamprea and M. Rothering, *Precision predictions for electroweak superpartner production at hadron colliders with Resummino*, *Eur. Phys. J. C* **73** (2013) 2480 [[arXiv:1304.0790](#)] [[INSPIRE](#)].
- [34] P.Z. Skands et al., *SUSY Les Houches accord: Interfacing SUSY spectrum calculators, decay packages and event generators*, *JHEP* **07** (2004) 036 [[hep-ph/0311123](#)] [[INSPIRE](#)].
- [35] GEANT4 collaboration, *GEANT4: a simulation toolkit*, *Nucl. Instrum. Meth. A* **506** (2003) 250 [[INSPIRE](#)].
- [36] CMS collaboration, *The fast simulation of the CMS detector at LHC*, *J. Phys. Conf. Ser.* **331** (2011) 032049 [[INSPIRE](#)].
- [37] A. Giammanco, *The fast simulation of the CMS experiment*, *J. Phys. Conf. Ser.* **513** (2014) 022012 [[INSPIRE](#)].
- [38] CMS collaboration, *Search for top-squark pair production in the single-lepton final state in pp collisions at $\sqrt{s} = 8$ TeV*, *Eur. Phys. J. C* **73** (2013) 2677 [[arXiv:1308.1586](#)] [[INSPIRE](#)].
- [39] CMS collaboration, *Particle-flow reconstruction and global event description with the CMS detector*, *2017 JINST* **12** P10003 [[arXiv:1706.04965](#)] [[INSPIRE](#)].
- [40] M. Cacciari, G.P. Salam and G. Soyez, *The anti- k_t jet clustering algorithm*, *JHEP* **04** (2008) 063 [[arXiv:0802.1189](#)] [[INSPIRE](#)].
- [41] M. Cacciari, G.P. Salam and G. Soyez, *FastJet user manual*, *Eur. Phys. J. C* **72** (2012) 1896 [[arXiv:1111.6097](#)] [[INSPIRE](#)].
- [42] CMS collaboration, *Performance of photon reconstruction and identification with the CMS detector in proton-proton collisions at $\sqrt{s} = 8$ TeV*, *2015 JINST* **10** P08010 [[arXiv:1502.02702](#)] [[INSPIRE](#)].
- [43] M. Cacciari and G.P. Salam, *Pileup subtraction using jet areas*, *Phys. Lett. B* **659** (2008) 119 [[arXiv:0707.1378](#)] [[INSPIRE](#)].

- [44] CMS collaboration, *Jet energy scale and resolution in the CMS experiment in pp collisions at 8 TeV*, 2017 *JINST* **12** P02014 [[arXiv:1607.03663](#)] [[INSPIRE](#)].
- [45] CMS collaboration, *Identification of b-Quark Jets with the CMS Experiment*, 2013 *JINST* **8** P04013 [[arXiv:1211.4462](#)] [[INSPIRE](#)].
- [46] CMS collaboration, *Missing transverse energy performance of the CMS detector*, 2011 *JINST* **6** P09001 [[arXiv:1106.5048](#)] [[INSPIRE](#)].
- [47] C. Rogan, *Kinematical variables towards new dynamics at the LHC*, [arXiv:1006.2727](#) [[INSPIRE](#)].
- [48] CMS collaboration, *Inclusive search for supersymmetry using razor variables in pp collisions at $\sqrt{s} = 13$ TeV*, *Phys. Rev. D* **95** (2017) 012003 [[arXiv:1609.07658](#)] [[INSPIRE](#)].
- [49] CMS collaboration, *Search for new physics with the M_{T2} variable in all-jets final states produced in pp collisions at $\sqrt{s} = 13$ TeV*, *JHEP* **10** (2016) 006 [[arXiv:1603.04053](#)] [[INSPIRE](#)].
- [50] C.G. Lester and D.J. Summers, *Measuring masses of semiinvisibly decaying particles pair produced at hadron colliders*, *Phys. Lett. B* **463** (1999) 99 [[hep-ph/9906349](#)] [[INSPIRE](#)].
- [51] H. Akaike, *A new look at the statistical model identification*, *IEEE Trans. Automat. Control* **19** (1974) 716.
- [52] P.D. Dauncey, M. Kenzie, N. Wardle and G.J. Davies, *Handling uncertainties in background shapes*, 2015 *JINST* **10** P04015 [[arXiv:1408.6865](#)] [[INSPIRE](#)].
- [53] CMS collaboration, *Observation of the diphoton decay of the Higgs boson and measurement of its properties*, *Eur. Phys. J. C* **74** (2014) 3076 [[arXiv:1407.0558](#)] [[INSPIRE](#)].
- [54] M.J. Oreglia, *A study of the reactions $\psi' \rightarrow \gamma\gamma\psi$* , Ph.D. Thesis, Stanford University, Stanford U.S.A. (1980), SLAC Report SLAC-R-236, <http://www.slac.stanford.edu/pubs/slacreports/slac-r-236.html>.
- [55] J. Gaiser, *Charmonium Spectroscopy From Radiative Decays of the J/ψ and ψ'* , Ph.D. Thesis, SLAC, Menlo Park U.S.A. (1982), <http://www-public.slac.stanford.edu/sciDoc/docMeta.aspx?slacPubNumber=slac-r-255.html>.
- [56] A. Kalogeropoulos and J. Alwall, *The SysCalc code: A tool to derive theoretical systematic uncertainties*, [arXiv:1801.08401](#) [[INSPIRE](#)].
- [57] J. Butterworth et al., *PDF4LHC recommendations for LHC Run II*, *J. Phys. G* **43** (2016) 023001 [[arXiv:1510.03865](#)] [[INSPIRE](#)].
- [58] T. Junk, *Confidence level computation for combining searches with small statistics*, *Nucl. Instrum. Meth. A* **434** (1999) 435 [[hep-ex/9902006](#)] [[INSPIRE](#)].
- [59] A.L. Read, *Presentation of search results: The CL_s technique*, *J. Phys. G* **28** (2002) 2693 [[INSPIRE](#)].
- [60] ATLAS, CMS collaborations and The LHC Higgs Combination Group, *Procedure for the LHC Higgs boson search combination in Summer 2011*, *ATL-PHYS-PUB-2011-011* (2011).
- [61] G. Cowan, K. Cranmer, E. Gross and O. Vitells, *Asymptotic formulae for likelihood-based tests of new physics*, *Eur. Phys. J. C* **71** (2011) 1554 [*Erratum ibid.* **C 73** (2013) 2501] [[arXiv:1007.1727](#)] [[INSPIRE](#)].

The CMS collaboration**Yerevan Physics Institute, Yerevan, Armenia**A.M. Sirunyan[†], A. Tumasyan**Institut für Hochenergiephysik, Wien, Austria**W. Adam, F. Ambrogio, T. Bergauer, J. Brandstetter, M. Dragicevic, J. Erö, A. Escalante Del Valle, M. Flechl, R. Frühwirth¹, M. Jeitler¹, N. Krammer, I. Krätschmer, D. Liko, T. Madlener, I. Mikulec, N. Rad, J. Schieck¹, R. Schöffbeck, M. Spanring, D. Spitzbart, W. Waltenberger, C.-E. Wulz¹, M. Zarucki**Institute for Nuclear Problems, Minsk, Belarus**

V. Drugakov, V. Mossolov, J. Suarez Gonzalez

Universiteit Antwerpen, Antwerpen, Belgium

M.R. Darwish, E.A. De Wolf, D. Di Croce, X. Janssen, A. Lelek, M. Pieters, H. Rejeb Sfar, H. Van Haevermaet, P. Van Mechelen, S. Van Putte, N. Van Remortel

Vrije Universiteit Brussel, Brussel, Belgium

F. Blekman, E.S. Bols, S.S. Chhibra, J. D'Hondt, J. De Clercq, D. Lontkovskyi, S. Lowette, I. Marchesini, S. Moortgat, Q. Python, K. Skovpen, S. Tavernier, W. Van Doninck, P. Van Mulders

Université Libre de Bruxelles, Bruxelles, Belgium

D. Beghin, B. Bilin, H. Brun, B. Clerboux, G. De Lentdecker, H. Delannoy, B. Dorney, L. Favart, A. Grebenyuk, A.K. Kalsi, A. Popov, N. Postiau, E. Starling, L. Thomas, C. Vander Velde, P. Vanlaer, D. Vannerom

Ghent University, Ghent, BelgiumT. Cornelis, D. Dobur, I. Khvastunov², M. Niedziela, C. Roskas, D. Trocino, M. Tytgat, W. Verbeke, B. Vermassen, M. Vit, N. Zaganidis**Université Catholique de Louvain, Louvain-la-Neuve, Belgium**

O. Bondu, G. Bruno, C. Caputo, P. David, C. Delaere, M. Delcourt, A. Giammanco, V. Lemaitre, A. Magitteri, J. Prisciandaro, A. Saggio, M. Vidal Marono, P. Vischia, J. Zobec

Centro Brasileiro de Pesquisas Fisicas, Rio de Janeiro, Brazil

F.L. Alves, G.A. Alves, G. Correia Silva, C. Hensel, A. Moraes, P. Rebello Teles

Universidade do Estado do Rio de Janeiro, Rio de Janeiro, BrazilE. Belchior Batista Das Chagas, W. Carvalho, J. Chinellato³, E. Coelho, E.M. Da Costa, G.G. Da Silveira⁴, D. De Jesus Damiao, C. De Oliveira Martins, S. Fonseca De Souza, L.M. Huertas Guativa, H. Malbouisson, J. Martins⁵, D. Matos Figueiredo, M. Medina Jaime⁶, M. Melo De Almeida, C. Mora Herrera, L. Mundim, H. Nogima, W.L. Prado Da Silva, L.J. Sanchez Rosas, A. Santoro, A. Sznajder, M. Thiel, E.J. Tonelli Manganote³, F. Torres Da Silva De Araujo, A. Vilela Pereira

Universidade Estadual Paulista ^a, Universidade Federal do ABC ^b, São Paulo, Brazil

C.A. Bernardes^a, L. Calligaris^a, T.R. Fernandez Perez Tomei^a, E.M. Gregores^b, D.S. Lemos, P.G. Mercadante^b, S.F. Novaes^a, SandraS. Padula^a

Institute for Nuclear Research and Nuclear Energy, Bulgarian Academy of Sciences, Sofia, Bulgaria

A. Aleksandrov, G. Antchev, R. Hadjiiska, P. Iaydjiev, M. Misheva, M. Rodozov, M. Shopova, G. Sultanov

University of Sofia, Sofia, Bulgaria

M. Bonchev, A. Dimitrov, T. Ivanov, L. Litov, B. Pavlov, P. Petkov

Beihang University, Beijing, China

W. Fang⁷, X. Gao⁷, L. Yuan

Institute of High Energy Physics, Beijing, China

M. Ahmad, G.M. Chen, H.S. Chen, M. Chen, C.H. Jiang, D. Leggat, H. Liao, Z. Liu, S.M. Shaheen⁸, A. Spiezia, J. Tao, E. Yazgan, H. Zhang, S. Zhang⁸, J. Zhao

State Key Laboratory of Nuclear Physics and Technology, Peking University, Beijing, China

A. Agapitos, Y. Ban, G. Chen, A. Levin, J. Li, L. Li, Q. Li, Y. Mao, S.J. Qian, D. Wang, Q. Wang

Tsinghua University, Beijing, China

Z. Hu, Y. Wang

Zhejiang University - Department of Physics

M. Xiao

Universidad de Los Andes, Bogota, Colombia

C. Avila, A. Cabrera, C. Florez, C.F. González Hernández, M.A. Segura Delgado

Universidad de Antioquia, Medellin, Colombia

J. Mejia Guisao, J.D. Ruiz Alvarez, C.A. Salazar González, N. Vanegas Arbelaez

University of Split, Faculty of Electrical Engineering, Mechanical Engineering and Naval Architecture, Split, Croatia

D. Giljanović, N. Godinovic, D. Lelas, I. Puljak, T. Sculac

University of Split, Faculty of Science, Split, Croatia

Z. Antunovic, M. Kovac

Institute Rudjer Boskovic, Zagreb, Croatia

V. Brigljevic, S. Ceci, D. Ferencek, K. Kadija, B. Mesic, M. Roguljic, A. Starodumov⁹, T. Susa

University of Cyprus, Nicosia, Cyprus

M.W. Ather, A. Attikis, E. Erodoutou, A. Ioannou, M. Kolosova, S. Konstantinou, G. Mavromanolakis, J. Mousa, C. Nicolaou, F. Ptochos, P.A. Razis, H. Rykaczewski, D. Tsiakkouri

Charles University, Prague, Czech Republic

M. Finger¹⁰, M. Finger Jr.¹⁰, A. Kveton, J. Tomsa

Escuela Politecnica Nacional, Quito, Ecuador

E. Ayala

Universidad San Francisco de Quito, Quito, Ecuador

E. Carrera Jarrin

Academy of Scientific Research and Technology of the Arab Republic of Egypt, Egyptian Network of High Energy Physics, Cairo, Egypt

S. Abu Zeid¹¹, S. Khalil¹²

National Institute of Chemical Physics and Biophysics, Tallinn, Estonia

S. Bhowmik, A. Carvalho Antunes De Oliveira, R.K. Dewanjee, K. Ehataht, M. Kadastik, M. Raidal, C. Veelken

Department of Physics, University of Helsinki, Helsinki, Finland

P. Eerola, L. Forthomme, H. Kirschenmann, K. Osterberg, M. Voutilainen

Helsinki Institute of Physics, Helsinki, Finland

F. Garcia, J. Havukainen, J.K. Heikkilä, T. Järvinen, V. Karimäki, M.S. Kim, R. Kinnunen, T. Lampén, K. Lassila-Perini, S. Laurila, S. Lehti, T. Lindén, P. Luukka, T. Mäenpää, H. Siikonen, E. Tuominen, J. Tuominiemi

Lappeenranta University of Technology, Lappeenranta, Finland

T. Tuuva

IRFU, CEA, Université Paris-Saclay, Gif-sur-Yvette, France

M. Besancon, F. Couderc, M. Dejardin, D. Denegri, B. Fabbro, J.L. Faure, F. Ferri, S. Ganjour, A. Givernaud, P. Gras, G. Hamel de Monchenault, P. Jarry, C. Leloup, E. Locci, J. Malcles, J. Rander, A. Rosowsky, M.Ö. Sahin, A. Savoy-Navarro¹³, M. Titov

Laboratoire Leprince-Ringuet, Ecole polytechnique, CNRS/IN2P3, Université Paris-Saclay, Palaiseau, France

S. Ahuja, C. Amendola, F. Beaudette, P. Busson, C. Charlot, B. Diab, G. Falmagne, R. Granier de Cassagnac, I. Kucher, A. Lobanov, C. Martin Perez, M. Nguyen, C. Ochando, P. Paganini, J. Rembser, R. Salerno, J.B. Sauvan, Y. Sirois, A. Zabi, A. Zghiche

Université de Strasbourg, CNRS, IPHC UMR 7178, Strasbourg, France

J.-L. Agram¹⁴, J. Andrea, D. Bloch, G. Bourgatte, J.-M. Brom, E.C. Chabert, C. Collard, E. Conte¹⁴, J.-C. Fontaine¹⁴, D. Gelé, U. Goerlach, M. Jansová, A.-C. Le Bihan, N. Tonon, P. Van Hove

Centre de Calcul de l'Institut National de Physique Nucleaire et de Physique des Particules, CNRS/IN2P3, Villeurbanne, France

S. Gadrat

Université de Lyon, Université Claude Bernard Lyon 1, CNRS-IN2P3, Institut de Physique Nucléaire de Lyon, Villeurbanne, France

S. Beauceron, C. Bernet, G. Boudoul, C. Camen, A. Carle, N. Chanon, R. Chierici, D. Contardo, P. Depasse, H. El Mamouni, J. Fay, S. Gascon, M. Gouzevitch, B. Ille, Sa. Jain, F. Lagarde, I.B. Laktineh, H. Lattaud, A. Lesauvage, M. Lethuillier, L. Mirabito, S. Perries, V. Sordini, L. Torterotot, G. Touquet, M. Vander Donckt, S. Viret

Georgian Technical University, Tbilisi, Georgia

A. Khvedelidze¹⁰

Tbilisi State University, Tbilisi, Georgia

Z. Tsamalaidze¹⁰

RWTH Aachen University, I. Physikalisches Institut, Aachen, Germany

C. Autermann, L. Feld, M.K. Kiesel, K. Klein, M. Lipinski, D. Meuser, A. Pauls, M. Preuten, M.P. Rauch, C. Schomakers, J. Schulz, M. Teroerde, B. Wittmer

RWTH Aachen University, III. Physikalisches Institut A, Aachen, Germany

A. Albert, M. Erdmann, B. Fischer, S. Ghosh, T. Hebbeker, K. Hoepfner, H. Keller, L. Mastrolorenzo, M. Merschmeyer, A. Meyer, P. Millet, G. Mocellin, S. Mondal, S. Mukherjee, D. Noll, A. Novak, T. Pook, A. Pozdnyakov, T. Quast, M. Radziej, Y. Rath, H. Reithler, J. Roemer, A. Schmidt, S.C. Schuler, A. Sharma, S. Wiedenbeck, S. Zaleski

RWTH Aachen University, III. Physikalisches Institut B, Aachen, Germany

G. Flügge, W. Haj Ahmad¹⁵, O. Hlushchenko, T. Kress, T. Müller, A. Nehr Korn, A. Nowack, C. Pistone, O. Pooth, D. Roy, H. Sert, A. Stahl¹⁶

Deutsches Elektronen-Synchrotron, Hamburg, Germany

M. Aldaya Martin, P. Asmuss, I. Babounikau, H. Bakhshiansohi, K. Beernaert, O. Behnke, A. Bermúdez Martínez, D. Bertsche, A.A. Bin Anuar, K. Borras¹⁷, V. Botta, A. Campbell, A. Cardini, P. Connor, S. Consuegra Rodríguez, C. Contreras-Campana, V. Danilov, A. De Wit, M.M. Defranchis, C. Diez Pardos, D. Domínguez Damiani, G. Eckerlin, D. Eckstein, T. Eichhorn, A. Elwood, E. Eren, E. Gallo¹⁸, A. Geiser, A. Grohsjean, M. Guthoff, M. Haranko, A. Harb, A. Jafari, N.Z. Jomhari, H. Jung, A. Kasem¹⁷, M. Kasemann, H. Kaveh, J. Keaveney, C. Kleinwort, J. Knolle, D. Krücker, W. Lange, T. Lenz, J. Leonard, J. Lidrych, K. Lipka, W. Lohmann¹⁹, R. Mankel, I.-A. Melzer-Pellmann, A.B. Meyer, M. Meyer, M. Missiroli, G. Mittag, J. Mnich, A. Mussgiller, V. Myronenko, D. Pérez Adán, S.K. Pflitsch, D. Pitzl, A. Raspereza, A. Saibel, M. Savitskyi, V. Scheurer, P. Schütze, C. Schwanenberger, R. Shevchenko, A. Singh, H. Tholen, O. Turkot, A. Vagnerini, M. Van De Klundert, R. Walsh, Y. Wen, K. Wichmann, C. Wissing, O. Zenaiev, R. Zlebckik

University of Hamburg, Hamburg, Germany

R. Aggleton, S. Bein, L. Benato, A. Benecke, V. Blobel, T. Dreyer, A. Ebrahimi, F. Feindt, A. Fröhlich, C. Garbers, E. Garutti, D. Gonzalez, P. Gunnellini, J. Haller, A. Hinzmann,

A. Karavdina, G. Kasieczka, R. Klanner, R. Kogler, N. Kovalchuk, S. Kurz, V. Kutzner, J. Lange, T. Lange, A. Malara, J. Multhaupt, C.E.N. Niemeyer, A. Perieanu, A. Reimers, O. Rieger, C. Scharf, P. Schleper, S. Schumann, J. Schwandt, J. Sonneveld, H. Stadie, G. Steinbrück, F.M. Stober, M. Stöver, B. Vormwald, I. Zoi

Karlsruher Institut fuer Technologie, Karlsruhe, Germany

M. Akbiyik, C. Barth, M. Baselga, S. Baur, T. Berger, E. Butz, R. Caspart, T. Chwalek, W. De Boer, A. Dierlamm, K. El Morabit, N. Faltermann, M. Giffels, P. Goldenzweig, A. Gottmann, M.A. Harrendorf, F. Hartmann¹⁶, U. Husemann, S. Kudella, S. Mitra, M.U. Mozer, D. Müller, Th. Müller, M. Musich, A. Nürnberg, G. Quast, K. Rabbertz, M. Schröder, I. Shvetsov, H.J. Simonis, R. Ulrich, M. Wassmer, M. Weber, C. Wöhrmann, R. Wolf

Institute of Nuclear and Particle Physics (INPP), NCSR Demokritos, Aghia Paraskevi, Greece

G. Anagnostou, P. Asenov, G. Daskalakis, T. Geralis, A. Kyriakis, D. Loukas, G. Paspalaki

National and Kapodistrian University of Athens, Athens, Greece

M. Diamantopoulou, G. Karathanasis, P. Kontaxakis, A. Manousakis-katsikakis, A. Panagiotou, I. Papavergou, N. Saoulidou, A. Stakia, K. Theofilatos, K. Vellidis, E. Vourliotis

National Technical University of Athens, Athens, Greece

G. Bakas, K. Kousouris, I. Papakrivopoulos, G. Tsipolitis

University of Ioánnina, Ioánnina, Greece

I. Evangelou, C. Foudas, P. Gianneios, P. Katsoulis, P. Kokkas, S. Mallios, K. Manitaras, N. Manthos, I. Papadopoulos, J. Strologas, F.A. Triantis, D. Tsitsonis

MTA-ELTE Lendület CMS Particle and Nuclear Physics Group, Eötvös Loránd University, Budapest, Hungary

M. Bartók²⁰, R. Chudasama, M. Csanad, P. Major, K. Mandal, A. Mehta, M.I. Nagy, G. Pasztor, O. Surányi, G.I. Veres

Wigner Research Centre for Physics, Budapest, Hungary

G. Bencze, C. Hajdu, D. Horvath²¹, F. Sikler, T.Á. Vámi, V. Veszpremi, G. Vesztergombi[†]

Institute of Nuclear Research ATOMKI, Debrecen, Hungary

N. Beni, S. Czellar, J. Karancki²⁰, A. Makovec, J. Molnar, Z. Szillasi

Institute of Physics, University of Debrecen, Debrecen, Hungary

P. Raics, D. Teyssier, Z.L. Trocsanyi, B. Ujvari

Eszterhazy Karoly University, Karoly Robert Campus, Gyongyos, Hungary

T. Csorgo, W.J. Metzger, F. Nemes, T. Novak

Indian Institute of Science (IISc), Bangalore, India

S. Choudhury, J.R. Komaragiri, P.C. Tiwari

National Institute of Science Education and Research, HBNI, Bhubaneswar, India

S. Bahinipati²³, C. Kar, G. Kole, P. Mal, V.K. Muraleedharan Nair Bindhu, A. Nayak²⁴, D.K. Sahoo²³, S.K. Swain

Panjab University, Chandigarh, India

S. Bansal, S.B. Beri, V. Bhatnagar, S. Chauhan, R. Chawla, N. Dhingra, R. Gupta, A. Kaur, M. Kaur, S. Kaur, P. Kumari, M. Lohan, M. Meena, K. Sandeep, S. Sharma, J.B. Singh, A.K. Viridi

University of Delhi, Delhi, India

A. Bhardwaj, B.C. Choudhary, R.B. Garg, M. Gola, S. Keshri, Ashok Kumar, S. Malhotra, M. Naimuddin, P. Priyanka, K. Ranjan, Aashaq Shah, R. Sharma

Saha Institute of Nuclear Physics, HBNI, Kolkata, India

R. Bhardwaj²⁵, M. Bharti²⁵, R. Bhattacharya, S. Bhattacharya, U. Bhawandeep²⁵, D. Bhowmik, S. Dutta, S. Ghosh, M. Maity²⁶, K. Mondal, S. Nandan, A. Purohit, P.K. Rout, G. Saha, S. Sarkar, T. Sarkar²⁶, M. Sharan, B. Singh²⁵, S. Thakur²⁵

Indian Institute of Technology Madras, Madras, India

P.K. Behera, P. Kalbhor, A. Muhammad, P.R. Pujahari, A. Sharma, A.K. Sikdar

Bhabha Atomic Research Centre, Mumbai, India

D. Dutta, V. Jha, V. Kumar, D.K. Mishra, P.K. Netrakanti, L.M. Pant, P. Shukla

Tata Institute of Fundamental Research-A, Mumbai, India

T. Aziz, M.A. Bhat, S. Dugad, G.B. Mohanty, N. Sur, RavindraKumar Verma

Tata Institute of Fundamental Research-B, Mumbai, India

S. Banerjee, S. Bhattacharya, S. Chatterjee, P. Das, M. Guchait, S. Karmakar, S. Kumar, G. Majumder, K. Mazumdar, N. Sahoo, S. Sawant

Indian Institute of Science Education and Research (IISER), Pune, India

S. Chauhan, S. Dube, V. Hegde, B. Kansal, A. Kapoor, K. Kothekar, S. Pandey, A. Rane, A. Rastogi, S. Sharma

Institute for Research in Fundamental Sciences (IPM), Tehran, Iran

S. Chenarani²⁷, E. Eskandari Tadavani, S.M. Etesami²⁷, M. Khakzad, M. Mohammadi Najafabadi, M. Naseri, F. Rezaei Hosseinabadi

University College Dublin, Dublin, Ireland

M. Felcini, M. Grunewald

INFN Sezione di Bari ^a, Università di Bari ^b, Politecnico di Bari ^c, Bari, Italy

M. Abbrescia^{a,b}, R. Aly^{a,b,28}, C. Calabria^{a,b}, A. Colaleo^a, D. Creanza^{a,c}, L. Cristella^{a,b}, N. De Filippis^{a,c}, M. De Palma^{a,b}, A. Di Florio^{a,b}, L. Fiore^a, A. Gelmi^{a,b}, G. Iaselli^{a,c}, M. Ince^{a,b}, S. Lezki^{a,b}, G. Maggi^{a,c}, M. Maggi^a, G. Miniello^{a,b}, S. My^{a,b}, S. Nuzzo^{a,b}, A. Pompili^{a,b}, G. Pugliese^{a,c}, R. Radogna^a, A. Ranieri^a, G. Selvaggi^{a,b}, L. Silvestris^a, R. Venditti^a, P. Verwilligen^a

INFN Sezione di Bologna ^a, Università di Bologna ^b, Bologna, Italy

G. Abbiendi^a, C. Battilana^{a,b}, D. Bonacorsi^{a,b}, L. Borgonovi^{a,b}, S. Braibant-Giacomelli^{a,b}, R. Campanini^{a,b}, P. Capiluppi^{a,b}, A. Castro^{a,b}, F.R. Cavallo^a, C. Ciocca^a, G. Codispoti^{a,b}, M. Cuffiani^{a,b}, G.M. Dallavalle^a, F. Fabbri^a, A. Fanfani^{a,b}, E. Fontanesi^{a,b}, P. Giacomelli^a, C. Grandi^a, L. Guiducci^{a,b}, F. Iemmi^{a,b}, S. Lo Meo^{a,29}, S. Marcellini^a, G. Masetti^a, F.L. Navarria^{a,b}, A. Perrotta^a, F. Primavera^{a,b}, A.M. Rossi^{a,b}, T. Rovelli^{a,b}, G.P. Siroli^{a,b}, N. Tosi^a

INFN Sezione di Catania ^a, Università di Catania ^b, Catania, Italy

S. Albergo^{a,b,30}, S. Costa^{a,b}, A. Di Mattia^a, R. Potenza^{a,b}, A. Tricomi^{a,b,30}, C. Tuve^{a,b}

INFN Sezione di Firenze ^a, Università di Firenze ^b, Firenze, Italy

G. Barbagli^a, A. Cassese, R. Ceccarelli, K. Chatterjee^{a,b}, V. Ciulli^{a,b}, C. Civinini^a, R. D'Alessandro^{a,b}, E. Focardi^{a,b}, G. Latino^{a,b}, P. Lenzi^{a,b}, M. Meschini^a, S. Paoletti^a, G. Sguazzoni^a, L. Viliani^a

INFN Laboratori Nazionali di Frascati, Frascati, Italy

L. Benussi, S. Bianco, D. Piccolo

INFN Sezione di Genova ^a, Università di Genova ^b, Genova, Italy

M. Bozzo^{a,b}, F. Ferro^a, R. Mulargia^{a,b}, E. Robutti^a, S. Tosi^{a,b}

INFN Sezione di Milano-Bicocca ^a, Università di Milano-Bicocca ^b, Milano, Italy

A. Benaglia^a, A. Beschi^{a,b}, F. Brivio^{a,b}, V. Ciriole^{a,b,16}, S. Di Guida^{a,b,16}, M.E. Dinardo^{a,b}, P. Dini^a, S. Gennai^a, A. Ghezzi^{a,b}, P. Govoni^{a,b}, L. Guzzi^{a,b}, M. Malberti^a, S. Malvezzi^a, D. Menasce^a, F. Monti^{a,b}, L. Moroni^a, M. Paganoni^{a,b}, D. Pedrini^a, S. Ragazzi^{a,b}, T. Tabarelli de Fatis^{a,b}, D. Zuolo^{a,b}

INFN Sezione di Napoli ^a, Università di Napoli 'Federico II' ^b, Napoli, Italy, Università della Basilicata ^c, Potenza, Italy, Università G. Marconi ^d, Roma, Italy

S. Buontempo^a, N. Cavallo^{a,c}, A. De Iorio^{a,b}, A. Di Crescenzo^{a,b}, F. Fabozzi^{a,c}, F. Fienga^a, G. Galati^a, A.O.M. Iorio^{a,b}, L. Lista^{a,b}, S. Meola^{a,d,16}, P. Paolucci^{a,16}, B. Rossi^a, C. Sciacca^{a,b}, E. Voevodina^{a,b}

INFN Sezione di Padova ^a, Università di Padova ^b, Padova, Italy, Università di Trento ^c, Trento, Italy

P. Azzi^a, N. Bacchetta^a, D. Bisello^{a,b}, A. Boletti^{a,b}, A. Bragagnolo^{a,b}, R. Carlin^{a,b}, P. Checchia^a, P. De Castro Manzano^a, T. Dorigo^a, U. Dosselli^a, F. Gasparini^{a,b}, U. Gasparini^{a,b}, A. Gozzelino^a, S.Y. Hoh^{a,b}, P. Lujan^a, M. Margoni^{a,b}, A.T. Meneguzzo^{a,b}, J. Pazzini^{a,b}, M. Presilla^b, P. Ronchese^{a,b}, R. Rossin^{a,b}, F. Simonetto^{a,b}, A. Tiko^a, M. Tosi^{a,b}, M. Zanetti^{a,b}, P. Zotto^{a,b}, G. Zumerle^{a,b}

INFN Sezione di Pavia ^a, Università di Pavia ^b, Pavia, Italy

A. Braghieri^a, D. Fiorina^{a,b}, P. Montagna^{a,b}, S.P. Ratti^{a,b}, V. Re^a, M. Ressegotti^{a,b}, C. Riccardi^{a,b}, P. Salvini^a, I. Vai^a, P. Vitulo^{a,b}

INFN Sezione di Perugia ^a, Università di Perugia ^b, Perugia, Italy

M. Biasini^{a,b}, G.M. Bilei^a, D. Ciangottini^{a,b}, L. Fanò^{a,b}, P. Lariccia^{a,b}, R. Leonardi^{a,b}, G. Mantovani^{a,b}, V. Mariani^{a,b}, M. Menichelli^a, A. Rossi^{a,b}, A. Santocchia^{a,b}, D. Spiga^a

INFN Sezione di Pisa ^a, Università di Pisa ^b, Scuola Normale Superiore di Pisa ^c, Pisa, Italy

K. Androsov^a, P. Azzurri^a, G. Bagliesi^a, V. Bertacchi^{a,c}, L. Bianchini^a, T. Boccali^a, R. Castaldi^a, M.A. Ciocci^{a,b}, R. Dell'Orso^a, G. Fedi^a, L. Giannini^{a,c}, A. Giassi^a, M.T. Grippo^a, F. Ligabue^{a,c}, E. Manca^{a,c}, G. Mandorli^{a,c}, A. Messineo^{a,b}, F. Palla^a, A. Rizzi^{a,b}, G. Rolandi³¹, S. Roy Chowdhury, A. Scribano^a, P. Spagnolo^a, R. Tenchini^a, G. Tonelli^{a,b}, N. Turini, A. Venturi^a, P.G. Verdini^a

INFN Sezione di Roma ^a, Sapienza Università di Roma ^b, Rome, Italy

F. Cavallari^a, M. Cipriani^{a,b}, D. Del Re^{a,b}, E. Di Marco^{a,b}, M. Diemoz^a, E. Longo^{a,b}, B. Marzocchi^{a,b}, P. Meridiani^a, G. Organtini^{a,b}, F. Pandolfi^a, R. Paramatti^{a,b}, C. Quaranta^{a,b}, S. Rahatlou^{a,b}, C. Rovelli^a, F. Santanastasio^{a,b}, L. Soffi^{a,b}

INFN Sezione di Torino ^a, Università di Torino ^b, Torino, Italy, Università del Piemonte Orientale ^c, Novara, Italy

N. Amapane^{a,b}, R. Arcidiacono^{a,c}, S. Argiro^{a,b}, M. Arneodo^{a,c}, N. Bartosik^a, R. Bellan^{a,b}, A. Bellora, C. Biino^a, A. Cappati^{a,b}, N. Cartiglia^a, S. Cometti^a, M. Costa^{a,b}, R. Covarelli^{a,b}, N. Demaria^a, B. Kiani^{a,b}, C. Mariotti^a, S. Maselli^a, E. Migliore^{a,b}, V. Monaco^{a,b}, E. Monteil^{a,b}, M. Monteno^a, M.M. Obertino^{a,b}, G. Ortona^{a,b}, L. Pacher^{a,b}, N. Pastrone^a, M. Pelliccioni^a, G.L. Pinna Angioni^{a,b}, A. Romero^{a,b}, M. Ruspa^{a,c}, R. Salvatico^{a,b}, V. Sola^a, A. Solano^{a,b}, D. Soldi^{a,b}, A. Staiano^a

INFN Sezione di Trieste ^a, Università di Trieste ^b, Trieste, Italy

S. Belforte^a, V. Candelise^{a,b}, M. Casarsa^a, F. Cossutti^a, A. Da Rold^{a,b}, G. Della Ricca^{a,b}, F. Vazzoler^{a,b}, A. Zanetti^a

Kyungpook National University, Daegu, Korea

B. Kim, D.H. Kim, G.N. Kim, J. Lee, S.W. Lee, C.S. Moon, Y.D. Oh, S.I. Pak, S. Sekmen, D.C. Son, Y.C. Yang

Chonnam National University, Institute for Universe and Elementary Particles, Kwangju, Korea

H. Kim, D.H. Moon, G. Oh

Hanyang University, Seoul, Korea

B. Francois, T.J. Kim, J. Park

Korea University, Seoul, Korea

S. Cho, S. Choi, Y. Go, D. Gyun, S. Ha, B. Hong, K. Lee, K.S. Lee, J. Lim, J. Park, S.K. Park, Y. Roh, J. Yoo

Kyung Hee University, Department of Physics

J. Goh

Sejong University, Seoul, Korea

H.S. Kim

Seoul National University, Seoul, Korea

J. Almond, J.H. Bhyun, J. Choi, S. Jeon, J. Kim, J.S. Kim, H. Lee, K. Lee, S. Lee, K. Nam, M. Oh, S.B. Oh, B.C. Radburn-Smith, U.K. Yang, H.D. Yoo, I. Yoon, G.B. Yu

University of Seoul, Seoul, Korea

D. Jeon, H. Kim, J.H. Kim, J.S.H. Lee, I.C. Park, I.J. Watson

Sungkyunkwan University, Suwon, Korea

Y. Choi, C. Hwang, Y. Jeong, J. Lee, Y. Lee, I. Yu

Riga Technical University, Riga, LatviaV. Veckalns³²**Vilnius University, Vilnius, Lithuania**

V. Dudenas, A. Juodagalvis, G. Tamulaitis, J. Vaitkus

National Centre for Particle Physics, Universiti Malaya, Kuala Lumpur, MalaysiaZ.A. Ibrahim, F. Mohamad Idris³³, W.A.T. Wan Abdullah, M.N. Yusli, Z. Zolkapli**Universidad de Sonora (UNISON), Hermosillo, Mexico**

J.F. Benitez, A. Castaneda Hernandez, J.A. Murillo Quijada, L. Valencia Palomo

Centro de Investigacion y de Estudios Avanzados del IPN, Mexico City, MexicoH. Castilla-Valdez, E. De La Cruz-Burelo, I. Heredia-De La Cruz³⁴, R. Lopez-Fernandez, A. Sanchez-Hernandez**Universidad Iberoamericana, Mexico City, Mexico**

S. Carrillo Moreno, C. Oropeza Barrera, M. Ramirez-Garcia, F. Vazquez Valencia

Benemerita Universidad Autonoma de Puebla, Puebla, Mexico

J. Eysermans, I. Pedraza, H.A. Salazar Ibarguen, C. Uribe Estrada

Universidad Autónoma de San Luis Potosí, San Luis Potosí, Mexico

A. Morelos Pineda

University of Montenegro, Podgorica, Montenegro

J. Mijuskovic, N. Raicevic

University of Auckland, Auckland, New Zealand

D. Krofcheck

University of Canterbury, Christchurch, New Zealand

S. Bheesette, P.H. Butler

National Centre for Physics, Quaid-I-Azam University, Islamabad, Pakistan

A. Ahmad, M. Ahmad, Q. Hassan, H.R. Hoorani, W.A. Khan, M.A. Shah, M. Shoaib, M. Waqas

**AGH University of Science and Technology Faculty of Computer Science,
Electronics and Telecommunications, Krakow, Poland**

V. Avati, L. Grzanka, M. Malawski

National Centre for Nuclear Research, Swierk, Poland

H. Bialkowska, M. Bluj, B. Boimska, M. Górski, M. Kazana, M. Szleper, P. Zalewski

**Institute of Experimental Physics, Faculty of Physics, University of Warsaw,
Warsaw, Poland**

K. Bunkowski, A. Byszuk³⁵, K. Doroba, A. Kalinowski, M. Konecki, J. Krolikowski,
M. Misiura, M. Olszewski, M. Walczak

**Laboratório de Instrumentação e Física Experimental de Partículas, Lisboa,
Portugal**

M. Araujo, P. Bargassa, D. Bastos, A. Di Francesco, P. Faccioli, B. Galinhas, M. Gallinaro,
J. Hollar, N. Leonardo, J. Seixas, K. Shchelina, G. Strong, O. Toldaiev, J. Varela

Joint Institute for Nuclear Research, Dubna, Russia

V. Alexakhin, P. Bunin, I. Golutvin, I. Gorbunov, A. Kamenev, V. Karjavine, V. Korenkov,
A. Lanev, A. Malakhov, V. Matveev^{36,37}, P. Moisezenz, V. Palichik, V. Perelygin, M. Savina,
S. Shmatov, S. Shulha, V. Trofimov, N. Voytishin, A. Zarubin, V. Zhiltsov

Petersburg Nuclear Physics Institute, Gatchina (St. Petersburg), Russia

L. Chtchipounov, V. Golovtsov, Y. Ivanov, V. Kim³⁸, E. Kuznetsova³⁹, P. Levchenko,
V. Murzin, V. Oreshkin, I. Smirnov, D. Sosnov, V. Sulimov, L. Uvarov, A. Vorobyev

Institute for Nuclear Research, Moscow, Russia

Yu. Andreev, A. Dermenev, S. Gninenko, N. Golubev, A. Karneyeu, M. Kirsanov,
N. Krasnikov, A. Pashenkov, D. Tlisov, A. Toropin

**Institute for Theoretical and Experimental Physics named by A.I. Alikhanov
of NRC ‘Kurchatov Institute’, Moscow, Russia**

V. Epshteyn, V. Gavrilov, N. Lychkovskaya, A. Nikitenko⁴⁰, V. Popov, I. Pozdnyakov,
G. Safronov, A. Spiridonov, A. Stepenov, M. Toms, E. Vlasov, A. Zhokin

Moscow Institute of Physics and Technology, Moscow, Russia

T. Aushev

**National Research Nuclear University ‘Moscow Engineering Physics Institute’
(MEPhI), Moscow, Russia**

M. Chadeeva⁴¹, P. Parygin, D. Philippov, E. Popova, V. Rusinov

P.N. Lebedev Physical Institute, Moscow, Russia

V. Andreev, M. Azarkin, I. Dremin, M. Kirakosyan, A. Terkulov

**Skobeltsyn Institute of Nuclear Physics, Lomonosov Moscow State University,
Moscow, Russia**

A. Belyaev, E. Boos, V. Bunichev, M. Dubinin⁴², L. Dudko, A. Ershov, A. Gribushin,
V. Klyukhin, O. Kodolova, I. Lokhtin, S. Obraztsov, V. Savrin, A. Snigirev

Novosibirsk State University (NSU), Novosibirsk, Russia

A. Barnyakov⁴³, V. Blinov⁴³, T. Dimova⁴³, L. Kardapoltsev⁴³, Y. Skovpen⁴³

Institute for High Energy Physics of National Research Centre ‘Kurchatov Institute’, Protvino, Russia

I. Azhgirey, I. Bayshev, S. Bitioukov, V. Kachanov, D. Konstantinov, P. Mandrik, V. Petrov, R. Ryutin, S. Slabospitskii, A. Sobol, S. Troshin, N. Tyurin, A. Uzunian, A. Volkov

National Research Tomsk Polytechnic University, Tomsk, Russia

A. Babaev, A. Iuzhakov, V. Okhotnikov

Tomsk State University, Tomsk, Russia

V. Borchsh, V. Ivanchenko, E. Tcherniaev

University of Belgrade: Faculty of Physics and VINCA Institute of Nuclear Sciences

P. Adzic⁴⁴, P. Cirkovic, D. Devetak, M. Dordevic, P. Milenovic, J. Milosevic, M. Stojanovic

Centro de Investigaciones Energéticas Medioambientales y Tecnológicas (CIEMAT), Madrid, Spain

M. Aguilar-Benitez, J. Alcaraz Maestre, A. Álvarez Fernández, I. Bachiller, M. Barrio Luna, J.A. Brochero Cifuentes, C.A. Carrillo Montoya, M. Cepeda, M. Cerrada, N. Colino, B. De La Cruz, A. Delgado Peris, C. Fernandez Bedoya, J.P. Fernández Ramos, J. Flix, M.C. Fouz, O. Gonzalez Lopez, S. Goy Lopez, J.M. Hernandez, M.I. Josa, D. Moran, Á. Navarro Tobar, A. Pérez-Calero Yzquierdo, J. Puerta Pelayo, I. Redondo, L. Romero, S. Sánchez Navas, M.S. Soares, A. Triossi, C. Willmott

Universidad Autónoma de Madrid, Madrid, Spain

C. Albajar, J.F. de Trocóniz, R. Reyes-Almanza

Universidad de Oviedo, Instituto Universitario de Ciencias y Tecnologías Espaciales de Asturias (ICTEA), Oviedo, Spain

B. Alvarez Gonzalez, J. Cuevas, C. Erice, J. Fernandez Menendez, S. Folgueras, I. Gonzalez Caballero, J.R. González Fernández, E. Palencia Cortezon, V. Rodríguez Bouza, S. Sanchez Cruz

Instituto de Física de Cantabria (IFCA), CSIC-Universidad de Cantabria, Santander, Spain

I.J. Cabrillo, A. Calderon, B. Chazin Quero, J. Duarte Campderros, M. Fernandez, P.J. Fernández Manteca, A. García Alonso, G. Gomez, C. Martinez Rivero, P. Martinez Ruiz del Arbol, F. Matorras, J. Piedra Gomez, C. Prieels, T. Rodrigo, A. Ruiz-Jimeno, L. Russo⁴⁵, L. Scodellaro, N. Trevisani, I. Vila, J.M. Vizan Garcia

University of Colombo, Colombo, Sri Lanka

K. Malagalage

University of Ruhuna, Department of Physics, Matara, Sri Lanka

W.G.D. Dharmaratna, N. Wickramage

CERN, European Organization for Nuclear Research, Geneva, Switzerland

D. Abbaneo, B. Akgun, E. Auffray, G. Auzinger, J. Baechler, P. Baillon, A.H. Ball, D. Barney, J. Bendavid, M. Bianco, A. Bocci, P. Bortignon, E. Bossini, C. Botta, E. Brondolin, T. Camporesi, A. Caratelli, G. Cerminara, E. Chapon, G. Cucciati, D. d’Enterria, A. Dabrowski, N. Daci, V. Daponte, A. David, O. Davignon, A. De Roeck, N. Deelen, M. Deile, M. Dobson, M. Dünser, N. Dupont, A. Elliott-Peisert, N. Emriskova, F. Fallavollita⁴⁶, D. Fasanella, S. Fiorendi, G. Franzoni, J. Fulcher, W. Funk, S. Giani, D. Gigi, A. Gilbert, K. Gill, F. Glege, M. Gruchala, M. Guilbaud, D. Gulhan, J. Hegeman, C. Heidegger, Y. Iiyama, V. Innocente, P. Janot, O. Karacheban¹⁹, J. Kaspar, J. Kieseler, M. Krammer¹, N. Kratochwil, C. Lange, P. Lecoq, C. Lourenço, L. Malgeri, M. Mannelli, A. Massironi, F. Meijers, J.A. Merlin, S. Mersi, E. Meschi, F. Moortgat, M. Mulders, J. Ngadiuba, J. Niedziela, S. Nourbakhsh, S. Orfanelli, L. Orsini, F. Pantaleo¹⁶, L. Pape, E. Perez, M. Peruzzi, A. Petrilli, G. Petrucciani, A. Pfeiffer, M. Pierini, F.M. Pitters, D. Rabaday, A. Racz, M. Rieger, M. Rovere, H. Sakulin, C. Schäfer, C. Schwick, M. Selvaggi, A. Sharma, P. Silva, W. Snoeys, P. Sphicas⁴⁷, J. Steggemann, S. Summers, V.R. Tavolaro, D. Treille, A. Tsirou, G.P. Van Onsem, A. Vartak, M. Verzetti, W.D. Zeuner

Paul Scherrer Institut, Villigen, Switzerland

L. Caminada⁴⁸, K. Deiters, W. Erdmann, R. Horisberger, Q. Ingram, H.C. Kaestli, D. Kotlinski, U. Langenegger, T. Rohe, S.A. Wiederkehr

ETH Zurich - Institute for Particle Physics and Astrophysics (IPA), Zurich, Switzerland

M. Backhaus, P. Berger, N. Chernyavskaya, G. Dissertori, M. Dittmar, M. Donegà, C. Dorfer, T.A. Gómez Espinosa, C. Grab, D. Hits, T. Klijsma, W. Lustermann, R.A. Manzoni, M. Marionneau, M.T. Meinhard, F. Micheli, P. Musella, F. Nessi-Tedaldi, F. Pauss, G. Perrin, L. Perrozzi, S. Pigazzini, M.G. Ratti, M. Reichmann, C. Reissel, T. Reitenspiess, D. Ruini, D.A. Sanz Becerra, M. Schönenberger, L. Shchutska, M.L. Vesterbacka Olsson, R. Wallny, D.H. Zhu

Universität Zürich, Zurich, Switzerland

T.K. Aarrestad, C. Amsler⁴⁹, D. Brzhechko, M.F. Canelli, A. De Cosa, R. Del Burgo, S. Donato, B. Kilminster, S. Leontsinis, V.M. Mikuni, I. Neutelings, G. Rauco, P. Robmann, D. Salerno, K. Schweiger, C. Seitz, Y. Takahashi, S. Wertz, A. Zucchetta

National Central University, Chung-Li, Taiwan

T.H. Doan, C.M. Kuo, W. Lin, A. Roy, S.S. Yu

National Taiwan University (NTU), Taipei, Taiwan

P. Chang, Y. Chao, K.F. Chen, P.H. Chen, W.-S. Hou, Y.y. Li, R.-S. Lu, E. Paganis, A. Psallidas, A. Steen

Chulalongkorn University, Faculty of Science, Department of Physics, Bangkok, Thailand

B. Asavapibhop, C. Asawatangtrakuldee, N. Srimanobhas, N. Suwonjandee

Çukurova University, Physics Department, Science and Art Faculty, Adana, Turkey

A. Bat, F. Boran, A. Celik⁵⁰, S. Cerci⁵¹, S. Damarseckin⁵², Z.S. Demiroglu, F. Dolek, C. Dozen, I. Dumanoglu, G. Gokbulut, EmineGurpinar Guler⁵³, Y. Guler, I. Hos⁵⁴, C. Isik, E.E. Kangal⁵⁵, O. Kara, A. Kayis Topaksu, U. Kiminsu, M. Oglakci, G. Onengut, K. Ozdemir⁵⁶, S. Ozturk⁵⁷, A.E. Simsek, D. Sunar Cerci⁵¹, U.G. Tok, S. Turkcapar, I.S. Zorbakir, C. Zorbilmez

Middle East Technical University, Physics Department, Ankara, Turkey

B. Isildak⁵⁸, G. Karapinar⁵⁹, M. Yalvac

Bogazici University, Istanbul, Turkey

I.O. Atakisi, E. Gülmez, M. Kaya⁶⁰, O. Kaya⁶¹, Ö. Özçelik, S. Tekten, E.A. Yetkin⁶²

Istanbul Technical University, Istanbul, Turkey

A. Cakir, K. Cankocak, Y. Komurcu, S. Sen⁶³

Istanbul University, Istanbul, Turkey

B. Kaynak, S. Ozkorucuklu

Institute for Scintillation Materials of National Academy of Science of Ukraine, Kharkov, Ukraine

B. Grynyov

National Scientific Center, Kharkov Institute of Physics and Technology, Kharkov, Ukraine

L. Levchuk

University of Bristol, Bristol, U.K.

F. Ball, E. Bhal, S. Bologna, J.J. Brooke, D. Burns⁶⁴, E. Clement, D. Cussans, H. Flacher, J. Goldstein, G.P. Heath, H.F. Heath, L. Kreczko, S. Paramesvaran, B. Penning, T. Sakuma, S. Seif El Nasr-Storey, V.J. Smith, J. Taylor, A. Titterton

Rutherford Appleton Laboratory, Didcot, U.K.

K.W. Bell, A. Belyaev⁶⁵, C. Brew, R.M. Brown, D. Cieri, D.J.A. Cockerill, J.A. Coughlan, K. Harder, S. Harper, J. Linacre, K. Manolopoulos, D.M. Newbold, E. Olaiya, D. Petyt, T. Reis, T. Schuh, C.H. Shepherd-Themistocleous, A. Thea, I.R. Tomalin, T. Williams, W.J. Womersley

Imperial College, London, U.K.

R. Bainbridge, P. Bloch, J. Borg, S. Breeze, O. Buchmuller, A. Bundock, GurpreetSingh CHAHAL⁶⁶, D. Colling, P. Dauncey, G. Davies, M. Della Negra, R. Di Maria, P. Everaerts, G. Hall, G. Iles, T. James, M. Komm, C. Laner, L. Lyons, A.-M. Magnan, S. Malik, A. Martelli, V. Milosevic, J. Nash⁶⁷, V. Palladino, M. Pesaresi, D.M. Raymond, A. Richards, A. Rose, E. Scott, C. Seez, A. Shtipliyski, M. Stoye, T. Strebler, A. Tapper, K. Uchida, T. Virdee¹⁶, N. Wardle, D. Winterbottom, J. Wright, A.G. Zecchinelli, S.C. Zenz

Brunel University, Uxbridge, U.K.

J.E. Cole, P.R. Hobson, A. Khan, P. Kyberd, C.K. Mackay, A. Morton, I.D. Reid, L. Teodorescu, S. Zahid

Baylor University, Waco, U.S.A.

K. Call, B. Caraway, J. Dittmann, K. Hatakeyama, C. Madrid, B. McMaster, N. Pastika, C. Smith

Catholic University of America, Washington, DC, U.S.A.

R. Bartek, A. Dominguez, R. Uniyal, A.M. Vargas Hernandez

The University of Alabama, Tuscaloosa, U.S.A.

A. Buccilli, S.I. Cooper, C. Henderson, P. Rumerio, C. West

Boston University, Boston, U.S.A.

D. Arcaro, Z. Demiragli, D. Gastler, D. Pinna, C. Richardson, J. Rohlf, D. Sperka, I. Suarez, L. Sulak, D. Zou

Brown University, Providence, U.S.A.

G. Benelli, B. Burkle, X. Coubez¹⁷, D. Cutts, Y.t. Duh, M. Hadley, J. Hakala, U. Heintz, J.M. Hogan⁶⁸, K.H.M. Kwok, E. Laird, G. Landsberg, J. Lee, Z. Mao, M. Narain, S. Sagir⁶⁹, R. Syarif, E. Usai, D. Yu, W. Zhang

University of California, Davis, Davis, U.S.A.

R. Band, C. Brainerd, R. Breedon, M. Calderon De La Barca Sanchez, M. Chertok, J. Conway, R. Conway, P.T. Cox, R. Erbacher, C. Flores, G. Funk, F. Jensen, W. Ko, O. Kukral, R. Lander, M. Mulhearn, D. Pellett, J. Pilot, M. Shi, D. Taylor, K. Tos, M. Tripathi, Z. Wang, F. Zhang

University of California, Los Angeles, U.S.A.

M. Bachtis, C. Bravo, R. Cousins, A. Dasgupta, A. Florent, J. Hauser, M. Ignatenko, N. Mccoll, W.A. Nash, S. Regnard, D. Saltzberg, C. Schnaible, B. Stone, V. Valuev

University of California, Riverside, Riverside, U.S.A.

K. Burt, Y. Chen, R. Clare, J.W. Gary, S.M.A. Ghiasi Shirazi, G. Hanson, G. Karapostoli, E. Kennedy, O.R. Long, M. Olmedo Negrete, M.I. Paneva, W. Si, L. Wang, S. Wimpenny, B.R. Yates, Y. Zhang

University of California, San Diego, La Jolla, U.S.A.

J.G. Branson, P. Chang, S. Cittolin, M. Derdzinski, R. Gerosa, D. Gilbert, B. Hashemi, D. Klein, V. Krutelyov, J. Letts, M. Masciovecchio, S. May, S. Padhi, M. Pieri, V. Sharma, M. Tadel, F. Würthwein, A. Yagil, G. Zevi Della Porta

University of California, Santa Barbara - Department of Physics, Santa Barbara, U.S.A.

N. Amin, R. Bhandari, C. Campagnari, M. Citron, V. Dutta, M. Franco Sevilla, L. Gouskos, J. Incandela, B. Marsh, H. Mei, A. Ovcharova, H. Qu, J. Richman, U. Sarica, D. Stuart, S. Wang

California Institute of Technology, Pasadena, U.S.A.

D. Anderson, A. Bornheim, O. Cerri, I. Dutta, J.M. Lawhorn, N. Lu, J. Mao, H.B. Newman, T.Q. Nguyen, J. Pata, M. Spiropulu, J.R. Vlimant, S. Xie, Z. Zhang, R.Y. Zhu

Carnegie Mellon University, Pittsburgh, U.S.A.

M.B. Andrews, T. Ferguson, T. Mudholkar, M. Paulini, M. Sun, I. Vorobiev, M. Weinberg

University of Colorado Boulder, Boulder, U.S.A.

J.P. Cumalat, W.T. Ford, A. Johnson, E. MacDonald, T. Mulholland, R. Patel, A. Perloff, K. Stenson, K.A. Ulmer, S.R. Wagner

Cornell University, Ithaca, U.S.A.

J. Alexander, J. Chaves, Y. Cheng, J. Chu, A. Datta, A. Frankenthal, K. Mcdermott, J.R. Patterson, D. Quach, A. Rinkevicius⁷⁰, A. Ryd, S.M. Tan, Z. Tao, J. Thom, P. Wittich, M. Zientek

Fermi National Accelerator Laboratory, Batavia, U.S.A.

S. Abdullin, M. Albrow, M. Alyari, G. Apollinari, A. Apresyan, A. Apyan, S. Banerjee, L.A.T. Bauerdick, A. Beretvas, J. Berryhill, P.C. Bhat, K. Burkett, J.N. Butler, A. Canepa, G.B. Cerati, H.W.K. Cheung, F. Chlebana, M. Cremonesi, J. Duarte, V.D. Elvira, J. Freeman, Z. Gecse, E. Gottschalk, L. Gray, D. Green, S. Grünendahl, O. Gutsche, AllisonReinsvold Hall, J. Hanlon, R.M. Harris, S. Hasegawa, R. Heller, J. Hirschauer, B. Jayatilaka, S. Jindariani, M. Johnson, U. Joshi, B. Klima, M.J. Kortelainen, B. Kreis, S. Lammel, J. Lewis, D. Lincoln, R. Lipton, M. Liu, T. Liu, J. Lykken, K. Maeshima, J.M. Marraffino, D. Mason, P. McBride, P. Merkel, S. Mrenna, S. Nahn, V. O'Dell, V. Papadimitriou, K. Pedro, C. Pena, G. Rakness, F. Ravera, L. Ristori, B. Schneider, E. Sexton-Kennedy, N. Smith, A. Soha, W.J. Spalding, L. Spiegel, S. Stoynev, J. Strait, N. Strobbe, L. Taylor, S. Tkaczyk, N.V. Tran, L. Uplegger, E.W. Vaandering, C. Vernieri, R. Vidal, M. Wang, H.A. Weber

University of Florida, Gainesville, U.S.A.

D. Acosta, P. Avery, D. Bourilkov, A. Brinkerhoff, L. Cadamuro, A. Carnes, V. Cherepanov, D. Curry, F. Errico, R.D. Field, S.V. Gleyzer, B.M. Joshi, M. Kim, J. Konigsberg, A. Korytov, K.H. Lo, P. Ma, K. Matchev, N. Menendez, G. Mitselmakher, D. Rosenzweig, K. Shi, J. Wang, S. Wang, X. Zuo

Florida International University, Miami, U.S.A.

Y.R. Joshi

Florida State University, Tallahassee, U.S.A.

T. Adams, A. Askew, S. Hagopian, V. Hagopian, K.F. Johnson, R. Khurana, T. Kolberg, G. Martinez, T. Perry, H. Prosper, C. Schiber, R. Yohay, J. Zhang

Florida Institute of Technology, Melbourne, U.S.A.

M.M. Baarmand, M. Hohmann, D. Noonan, M. Rahmani, M. Saunders, F. Yumiceva

University of Illinois at Chicago (UIC), Chicago, U.S.A.

M.R. Adams, L. Apanasevich, D. Berry, R.R. Betts, R. Cavanaugh, X. Chen, S. Dittmer, O. Evdokimov, C.E. Gerber, D.A. Hangal, D.J. Hofman, K. Jung, C. Mills, T. Roy, M.B. Tonjes, N. Varelas, J. Viinikainen, H. Wang, X. Wang, Z. Wu

The University of Iowa, Iowa City, U.S.A.

M. Alhousseini, B. Bilki⁵³, W. Clarida, K. Dilsiz⁷¹, S. Durgut, R.P. Gandrajula, M. Haytmyradov, V. Khristenko, O.K. Köseyan, J.-P. Merlo, A. Mestvirishvili⁷², A. Moeller, J. Nachtman, H. Ogul⁷³, Y. Onel, F. Ozok⁷⁴, A. Penzo, C. Snyder, E. Tiras, J. Wetzel

Johns Hopkins University, Baltimore, U.S.A.

B. Blumenfeld, A. Cocoros, N. Eminizer, D. Fehling, L. Feng, A.V. Gritsan, W.T. Hung, P. Maksimovic, J. Roskes, M. Swartz

The University of Kansas, Lawrence, U.S.A.

C. Baldenegro Barrera, P. Baringer, A. Bean, S. Boren, J. Bowen, A. Bylinkin, T. Isidori, S. Khalil, J. King, G. Krintiras, A. Kropivnitskaya, C. Lindsey, D. Majumder, W. Mcbrayer, N. Minafra, M. Murray, C. Rogan, C. Royon, S. Sanders, E. Schmitz, J.D. Tapia Takaki, Q. Wang, J. Williams, G. Wilson

Kansas State University, Manhattan, U.S.A.

S. Duric, A. Ivanov, K. Kaadze, D. Kim, Y. Maravin, D.R. Mendis, T. Mitchell, A. Modak, A. Mohammadi

Lawrence Livermore National Laboratory, Livermore, U.S.A.

F. Rebassoo, D. Wright

University of Maryland, College Park, U.S.A.

A. Baden, O. Baron, A. Belloni, S.C. Eno, Y. Feng, N.J. Hadley, S. Jabeen, G.Y. Jeng, R.G. Kellogg, J. Kunkle, A.C. Mignerey, S. Nabili, F. Ricci-Tam, M. Seidel, Y.H. Shin, A. Skuja, S.C. Tonwar, K. Wong

Massachusetts Institute of Technology, Cambridge, U.S.A.

D. Abercrombie, B. Allen, A. Baty, R. Bi, S. Brandt, W. Busza, I.A. Cali, M. D'Alfonso, G. Gomez Ceballos, M. Goncharov, P. Harris, D. Hsu, M. Hu, M. Klute, D. Kovalskyi, Y.-J. Lee, P.D. Luckey, B. Maier, A.C. Marini, C. Mcginn, C. Mironov, S. Narayanan, X. Niu, C. Paus, D. Rankin, C. Roland, G. Roland, Z. Shi, G.S.F. Stephans, K. Sumorok, K. Tatar, D. Velicanu, J. Wang, T.W. Wang, B. Wyslouch

University of Minnesota, Minneapolis, U.S.A.

A.C. Benvenuti[†], R.M. Chatterjee, A. Evans, S. Guts, P. Hansen, J. Hiltbrand, Y. Kubota, Z. Lesko, J. Mans, R. Rusack, M.A. Wadud

University of Mississippi, Oxford, U.S.A.

J.G. Acosta, S. Oliveros

University of Nebraska-Lincoln, Lincoln, U.S.A.

K. Bloom, D.R. Claes, C. Fangmeier, L. Finco, F. Golf, R. Gonzalez Suarez, R. Kamalieddin, I. Kravchenko, J.E. Siado, G.R. Snow[†], B. Stieger, W. Tabb

State University of New York at Buffalo, Buffalo, U.S.A.

G. Agarwal, C. Harrington, I. Iashvili, A. Kharchilava, C. McLean, D. Nguyen, A. Parker, J. Pekkanen, S. Rappoccio, B. Roozbahani

Northeastern University, Boston, U.S.A.

G. Alverson, E. Barberis, C. Freer, Y. Haddad, A. Hortiangtham, G. Madigan, D.M. Morse, T. Orimoto, L. Skinnari, A. Tishelman-Charny, T. Wamorkar, B. Wang, A. Wisecarver, D. Wood

Northwestern University, Evanston, U.S.A.

S. Bhattacharya, J. Bueghly, T. Gunter, K.A. Hahn, N. Odell, M.H. Schmitt, K. Sung, M. Trovato, M. Velasco

University of Notre Dame, Notre Dame, U.S.A.

R. Bucci, N. Dev, R. Goldouzian, M. Hildreth, K. Hurtado Anampa, C. Jessop, D.J. Karmgard, K. Lannon, W. Li, N. Loukas, N. Marinelli, I. Mcalister, F. Meng, C. Mueller, Y. Musienko³⁶, M. Planer, R. Ruchti, P. Siddireddy, G. Smith, S. Taroni, M. Wayne, A. Wightman, M. Wolf, A. Woodard

The Ohio State University, Columbus, U.S.A.

J. Alimena, B. Bylsma, L.S. Durkin, S. Flowers, B. Francis, C. Hill, W. Ji, A. Lefeld, T.Y. Ling, B.L. Winer

Princeton University, Princeton, U.S.A.

S. Cooperstein, G. Dezoort, P. Elmer, J. Hardenbrook, N. Haubrich, S. Higginbotham, A. Kalogeropoulos, S. Kwan, D. Lange, M.T. Lucchini, J. Luo, D. Marlow, K. Mei, I. Ojalvo, J. Olsen, C. Palmer, P. Piroué, J. Salfeld-Nebgen, D. Stickland, C. Tully, Z. Wang

University of Puerto Rico, Mayaguez, U.S.A.

S. Malik, S. Norberg

Purdue University, West Lafayette, U.S.A.

A. Barker, V.E. Barnes, S. Das, L. Gutay, M. Jones, A.W. Jung, A. Khatiwada, B. Mahakud, D.H. Miller, G. Negro, N. Neumeister, C.C. Peng, S. Piperov, H. Qiu, J.F. Schulte, J. Sun, F. Wang, R. Xiao, W. Xie

Purdue University Northwest, Hammond, U.S.A.

T. Cheng, J. Dolen, N. Parashar

Rice University, Houston, U.S.A.

U. Behrens, K.M. Ecklund, S. Freed, F.J.M. Geurts, M. Kilpatrick, Arun Kumar, W. Li, B.P. Padley, R. Redjimi, J. Roberts, J. Rorie, W. Shi, A.G. Stahl Leiton, Z. Tu, A. Zhang

University of Rochester, Rochester, U.S.A.

A. Bodek, P. de Barbaro, R. Demina, J.L. Dulemba, C. Fallon, T. Ferbel, M. Galanti, A. Garcia-Bellido, O. Hindrichs, A. Khukhunaishvili, E. Ranken, P. Tan, R. Taus

Rutgers, The State University of New Jersey, Piscataway, U.S.A.

B. Chiarito, J.P. Chou, A. Gandrakota, Y. Gershtein, E. Halkiadakis, A. Hart, M. Heindl, E. Hughes, S. Kaplan, S. Kyriacou, I. Laflotte, A. Lath, R. Montalvo, K. Nash, M. Osher-son, H. Saka, S. Salur, S. Schnetzer, S. Somalwar, R. Stone, S. Thomas

University of Tennessee, Knoxville, U.S.A.

H. Acharya, A.G. Delannoy, G. Riley, S. Spanier

Texas A&M University, College Station, U.S.A.

O. Bouhali⁷⁵, M. Dalchenko, M. De Mattia, A. Delgado, S. Dildick, R. Eusebi, J. Gilmore, T. Huang, T. Kamon⁷⁶, S. Luo, D. Marley, R. Mueller, D. Overton, L. Perniè, D. Rathjens, A. Safonov

Texas Tech University, Lubbock, U.S.A.

N. Akchurin, J. Damgov, F. De Guio, S. Kunori, K. Lamichhane, S.W. Lee, T. Mengke, S. Muthumuni, T. Peltola, S. Undleeb, I. Volobouev, Z. Wang, A. Whitbeck

Vanderbilt University, Nashville, U.S.A.

S. Greene, A. Gurrola, R. Janjam, W. Johns, C. Maguire, A. Melo, H. Ni, K. Padeken, F. Romeo, P. Sheldon, S. Tuo, J. Velkovska, M. Verweij

University of Virginia, Charlottesville, U.S.A.

M.W. Arenton, P. Barria, B. Cox, G. Cummings, R. Hirosky, M. Joyce, A. Ledovskoy, C. Neu, B. Tannenwald, Y. Wang, E. Wolfe, F. Xia

Wayne State University, Detroit, U.S.A.

R. Harr, P.E. Karchin, N. Poudyal, J. Sturdy, P. Thapa

University of Wisconsin - Madison, Madison, WI, U.S.A.

T. Bose, J. Buchanan, C. Caillol, D. Carlsmith, S. Dasu, I. De Bruyn, L. Dodd, F. Fiori, C. Galloni, B. Gomber⁷⁷, H. He, M. Herndon, A. Hervé, U. Hussain, P. Klabbers, A. Lanaro, A. Loeliger, K. Long, R. Loveless, J. Madhusudanan Sreekala, T. Ruggles, A. Savin, V. Sharma, W.H. Smith, D. Teague, S. Trembath-reichert, N. Woods

†: Deceased

1: Also at Vienna University of Technology, Vienna, Austria

2: Also at IRFU, CEA, Université Paris-Saclay, Gif-sur-Yvette, France

3: Also at Universidade Estadual de Campinas, Campinas, Brazil

4: Also at Federal University of Rio Grande do Sul, Porto Alegre, Brazil

5: Also at UFMS, Nova Andradina, Brazil

6: Also at Universidade Federal de Pelotas, Pelotas, Brazil

7: Also at Université Libre de Bruxelles, Bruxelles, Belgium

8: Also at University of Chinese Academy of Sciences, Beijing, China

9: Also at Institute for Theoretical and Experimental Physics named by A.I. Alikhanov of NRC ‘Kurchatov Institute’, Moscow, Russia

10: Also at Joint Institute for Nuclear Research, Dubna, Russia

11: Also at Ain Shams University, Cairo, Egypt

12: Also at Zewail City of Science and Technology, Zewail, Egypt

- 13: Also at Purdue University, West Lafayette, U.S.A.
- 14: Also at Université de Haute Alsace, Mulhouse, France
- 15: Also at Erzincan Binali Yildirim University, Erzincan, Turkey
- 16: Also at CERN, European Organization for Nuclear Research, Geneva, Switzerland
- 17: Also at RWTH Aachen University, III. Physikalisches Institut A, Aachen, Germany
- 18: Also at University of Hamburg, Hamburg, Germany
- 19: Also at Brandenburg University of Technology, Cottbus, Germany
- 20: Also at Institute of Physics, University of Debrecen, Debrecen, Hungary, Debrecen, Hungary
- 21: Also at Institute of Nuclear Research ATOMKI, Debrecen, Hungary
- 22: Also at MTA-ELTE Lendület CMS Particle and Nuclear Physics Group, Eötvös Loránd University, Budapest, Hungary, Budapest, Hungary
- 23: Also at IIT Bhubaneswar, Bhubaneswar, India, Bhubaneswar, India
- 24: Also at Institute of Physics, Bhubaneswar, India
- 25: Also at Shoolini University, Solan, India
- 26: Also at University of Visva-Bharati, Santiniketan, India
- 27: Also at Isfahan University of Technology, Isfahan, Iran
- 28: Now at INFN Sezione di Bari ^a, Università di Bari ^b, Politecnico di Bari ^c, Bari, Italy
- 29: Also at Italian National Agency for New Technologies, Energy and Sustainable Economic Development, Bologna, Italy
- 30: Also at Centro Siciliano di Fisica Nucleare e di Struttura Della Materia, Catania, Italy
- 31: Also at Scuola Normale e Sezione dell'INFN, Pisa, Italy
- 32: Also at Riga Technical University, Riga, Latvia, Riga, Latvia
- 33: Also at Malaysian Nuclear Agency, MOSTI, Kajang, Malaysia
- 34: Also at Consejo Nacional de Ciencia y Tecnología, Mexico City, Mexico
- 35: Also at Warsaw University of Technology, Institute of Electronic Systems, Warsaw, Poland
- 36: Also at Institute for Nuclear Research, Moscow, Russia
- 37: Now at National Research Nuclear University 'Moscow Engineering Physics Institute' (MEPhI), Moscow, Russia
- 38: Also at St. Petersburg State Polytechnical University, St. Petersburg, Russia
- 39: Also at University of Florida, Gainesville, U.S.A.
- 40: Also at Imperial College, London, U.K.
- 41: Also at P.N. Lebedev Physical Institute, Moscow, Russia
- 42: Also at California Institute of Technology, Pasadena, U.S.A.
- 43: Also at Budker Institute of Nuclear Physics, Novosibirsk, Russia
- 44: Also at Faculty of Physics, University of Belgrade, Belgrade, Serbia
- 45: Also at Università degli Studi di Siena, Siena, Italy
- 46: Also at INFN Sezione di Pavia ^a, Università di Pavia ^b, Pavia, Italy, Pavia, Italy
- 47: Also at National and Kapodistrian University of Athens, Athens, Greece
- 48: Also at Universität Zürich, Zurich, Switzerland
- 49: Also at Stefan Meyer Institute for Subatomic Physics, Vienna, Austria, Vienna, Austria
- 50: Also at Burdur Mehmet Akif Ersoy University, BURDUR, Turkey
- 51: Also at Adiyaman University, Adiyaman, Turkey
- 52: Also at Şırnak University, Sırnak, Turkey
- 53: Also at Beykent University, Istanbul, Turkey, Istanbul, Turkey
- 54: Also at Istanbul Aydin University, Istanbul, Turkey
- 55: Also at Mersin University, Mersin, Turkey
- 56: Also at Piri Reis University, Istanbul, Turkey
- 57: Also at Gaziosmanpasa University, Tokat, Turkey

- 58: Also at Ozyegin University, Istanbul, Turkey
- 59: Also at Izmir Institute of Technology, Izmir, Turkey
- 60: Also at Marmara University, Istanbul, Turkey
- 61: Also at Kafkas University, Kars, Turkey
- 62: Also at Istanbul Bilgi University, Istanbul, Turkey
- 63: Also at Hacettepe University, Ankara, Turkey
- 64: Also at Vrije Universiteit Brussel, Brussel, Belgium
- 65: Also at School of Physics and Astronomy, University of Southampton, Southampton, U.K.
- 66: Also at IPPP Durham University, Durham, U.K.
- 67: Also at Monash University, Faculty of Science, Clayton, Australia
- 68: Also at Bethel University, St. Paul, Minneapolis, U.S.A., St. Paul, U.S.A.
- 69: Also at Karamanoğlu Mehmetbey University, Karaman, Turkey
- 70: Also at Vilnius University, Vilnius, Lithuania
- 71: Also at Bingol University, Bingol, Turkey
- 72: Also at Georgian Technical University, Tbilisi, Georgia
- 73: Also at Sinop University, Sinop, Turkey
- 74: Also at Mimar Sinan University, Istanbul, Istanbul, Turkey
- 75: Also at Texas A&M University at Qatar, Doha, Qatar
- 76: Also at Kyungpook National University, Daegu, Korea, Daegu, Korea
- 77: Also at University of Hyderabad, Hyderabad, India