

RECEIVED: March 19, 2018

REVISED: May 16, 2018

ACCEPTED: June 11, 2018

PUBLISHED: June 20, 2018

Search for $t\bar{t}H$ production in the all-jet final state in proton-proton collisions at $\sqrt{s} = 13$ TeV



The CMS collaboration

E-mail: cms-publication-committee-chair@cern.ch

ABSTRACT: A search is presented for the associated production of a Higgs boson with a top quark pair in the all-jet final state. Events containing seven or more jets are selected from a sample of proton-proton collisions at $\sqrt{s} = 13$ TeV collected with the CMS detector at the LHC in 2016, corresponding to an integrated luminosity of 35.9 fb^{-1} . To separate the $t\bar{t}H$ signal from the irreducible $t\bar{t} + b\bar{b}$ background, the analysis assigns leading order matrix element signal and background probability densities to each event. A likelihood-ratio statistic based on these probability densities is used to extract the signal. The results are provided in terms of an observed $t\bar{t}H$ signal strength relative to the standard model production cross section $\mu = \sigma/\sigma_{\text{SM}}$, assuming a Higgs boson mass of 125 GeV. The best fit value is $\hat{\mu} = 0.9 \pm 0.7(\text{stat}) \pm 1.3(\text{syst}) = 0.9 \pm 1.5(\text{tot})$, and the observed and expected upper limits are, respectively, $\mu < 3.8$ and < 3.1 at 95% confidence levels.

KEYWORDS: Hadron-Hadron scattering (experiments), Higgs physics, Top physics

ARXIV EPRINT: [1803.06986](https://arxiv.org/abs/1803.06986)

Contents

1	Introduction	1
2	The CMS detector	3
3	Simulated samples	4
4	Event reconstruction and selection	5
5	Background estimation	7
6	Signal extraction	11
7	Systematic uncertainties	13
8	Results	16
9	Summary	20
	The CMS collaboration	27

1 Introduction

Since the observation of a new boson with a mass of approximately 125 GeV [1–3], a major focus of the program of the ATLAS and CMS experiments at the CERN LHC has been to measure the properties of this particle. To date, all measurements remain consistent with the standard model (SM) Higgs boson (H) hypothesis. The new particle has been observed in $\gamma\gamma$, ZZ, WW, and $\tau\tau$ decays [4–10], and evidence has been reported in $b\bar{b}$ final states [11, 12]. The observed production and decay rates and spin-parity properties are compatible with SM expectations [13–17] and with the measured mass of $m_H = 125.26 \pm 0.21$ GeV [18].

This paper describes a search for the SM Higgs boson produced in association with a pair of top quarks ($t\bar{t}H$ production) in all-jet events, where the Higgs boson decays exclusively to $b\bar{b}$, and each top quark decays to a bottom quark and a W boson, which in turn decays to two quarks. The analysis uses $\sqrt{s} = 13$ TeV proton-proton (pp) collision data collected by the CMS detector in 2016, corresponding to an integrated luminosity of 35.9 fb^{-1} .

In the context of probing the properties of the Higgs boson, the $t\bar{t}H$ process is interesting for several reasons. Because of the large top quark mass of $m_t = 172.44 \pm 0.48$ GeV [19], the top quark Yukawa coupling (y_t) is close to unity, and it therefore plays a major role in many beyond the SM theories. Although model-dependent indirect measurements of y_t

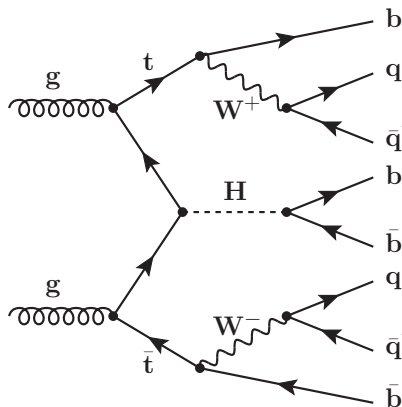


Figure 1. An example of an LO Feynman diagram for $t\bar{t}H$ production, including the subsequent decay of the top quark-antiquark pair, as well as that of the Higgs boson into a bottom quark-antiquark pair.

have been made in processes involving top quark loops, such as in Higgs boson production through gluon-gluon fusion and in Higgs boson decays to photons, these loop processes can be influenced by new contributions. A direct measurement of y_t is therefore crucial to constrain many beyond the SM models. As the direct measurements of y_t have not yet reached suitable precision in specific final-state searches nor in their combinations, the addition of an independent search will enhance the overall sensitivity of such measurements.

The ATLAS and CMS experiments have previously searched for $t\bar{t}H$ production in data corresponding to $\approx 5, 20,$ and 36 fb^{-1} at centre-of-mass energies of 7, 8, and 13 TeV, respectively [6, 20–22]. The most recent searches in the $H \rightarrow b\bar{b}$ decay mode have been performed in the leptonic channels by CMS [23] and ATLAS [24]. In addition, ATLAS dedicated a search for $t\bar{t}H$ in the all-jet final state at $\sqrt{s} = 8 \text{ TeV}$, in which the observed and expected upper limits were set at multiples of 6.4 and 5.4 of the respective SM cross sections (σ_{SM}) at 95% confidence levels (CL), and a best fit value was obtained for the signal strength relative to the SM value of $\hat{\mu} = \sigma/\sigma_{\text{SM}} = 1.6 \pm 2.6$ [25].

The leading order (LO) Feynman diagram for $t\bar{t}H$ production in the all-jet final state is shown in figure 1. Ideally, signal events contain eight jets, of which four are tagged as originating from b quarks via the algorithm described in section 4. To accommodate jets lost due to geometrical acceptance, merging of jets, and b tagging inefficiency, events with seven or more jets and three or more b-tagged jets are included in the defined signal region (SR). To account for extra jets from initial- or final-state radiation, up to nine jets are considered per event.

Despite that the signature involves a large number of high transverse momentum (p_T) final-state jets, the analysis is constrained by background, mainly from jets produced through the strong interaction, referred to as quantum chromodynamic (QCD) multijet production. The next largest background contribution is from $t\bar{t}$ +jets, which includes $t\bar{t}$ +light-flavour jets, where one or more of the jets are incorrectly identified as b jets, $t\bar{t}+c\bar{c}$, and the topologically irreducible $t\bar{t}+b\bar{b}$ background. Smaller background contri-

butions arise from single top quark and vector boson production in association with jets. Although the all-jet final state has significantly more background than, for example the lepton+jets final state, it offers a fully reconstructed event, and a larger contribution from the signal.

Because background rates are much larger than the $t\bar{t}H$ signal, it is important that all available information on the differences between the signal and backgrounds is incorporated into the analysis. A quark-gluon discriminant is used to differentiate between events containing jets originating from light-flavour quarks and events containing jets from gluons. Given the many combinations of jet-quark associations, it is difficult to resolve a clear, resonant Higgs boson mass peak. Nevertheless, there are underlying kinematic differences between the $t\bar{t}H$ signal and the multijet background and, to a lesser extent, the $t\bar{t}$ +jets background. These differences are exploited through the matrix element method (MEM) [23, 26–28] to distinguish the signal from background. Specifically, events are assigned a probability density according to how compatible they are with the $t\bar{t}H$ process. Although this probability density suffices to separate the signal from most backgrounds, a second probability density is assigned to each event according to its compatibility with the $t\bar{t}+b\bar{b}$ process, which provides additional discrimination against the topologically irreducible $t\bar{t}+b\bar{b}$ background. The two probability densities are combined in a likelihood ratio to form the final discriminant between signal and background.

The body of this paper is devoted to the details of the analysis. The CMS detector is described in section 2, while the description of the Monte Carlo (MC) simulation follows in section 3. The reconstruction of physical objects and event selections are discussed in section 4. The QCD multijet background, estimated from control regions in data, is described in section 5, followed by the description of the analysis strategy and the MEM in section 6. The treatment of the systematic uncertainties is discussed in section 7, the results are presented in section 8, and a brief summary is provided in section 9.

2 The CMS detector

The central feature of the CMS apparatus is a superconducting solenoid of 6 m internal diameter, providing a magnetic field of 3.8 T. A silicon pixel and strip tracker, a lead tungstate crystal electromagnetic calorimeter (ECAL), and a brass and scintillator hadron calorimeter (HCAL), each composed of a barrel and two end sections, reside within the field volume. Forward calorimeters extend the pseudorapidity (η) coverage beyond these barrel and end sections. Muons are measured in gas-ionization detectors embedded in the steel flux-return yoke outside the solenoid. Events of interest are selected using a two-tiered trigger system [29]. The first level, composed of specialized hardware processors, uses information from the calorimeters and muon detectors to select events at a rate close to 100 kHz, ascertained within a time interval of less than 4 μ s. The second level, known as the high-level trigger, consists of a farm of processors running a version of the full event reconstruction software optimized for fast processing, and reduces the event rate to \approx 1 kHz before data storage. A more detailed description of the CMS detector, together with a definition of the coordinate system and the kinematic variables, can be found in ref. [30].

3 Simulated samples

This analysis uses MC event generators and a detailed detector simulation based on GEANT4 (v9.4) [31] to model experimental effects, such as reconstruction, selection efficiencies, and resolutions in the CMS detector.

The $t\bar{t}H$ signal is modelled at next-to-LO (NLO) perturbative QCD via the POWHEG (v2) event generator [32–35]. The value of the Higgs boson mass is set to $m_H = 125$ GeV, the value of the top quark mass to $m_t = 172.5$ GeV, and the parton distribution functions (PDFs) of the proton are described using NNPDF3.0 [36], at the same level of accuracy in perturbative QCD as used to generate the event samples. These events are subsequently processed through PYTHIA (v8.200) [37] for parton showering and hadronization.

The POWHEG generator [38–40] is used to simulate $t\bar{t}$ and single top quark (single t) production at NLO. The associated production of $t\bar{t}$ with a vector boson (referred to as $t\bar{t}+W$ and $t\bar{t}+Z$, or commonly as $t\bar{t}+V$ in the following) is simulated at NLO using MADGRAPH5_aMC@NLO (v2.2.2) [41] with FxFx jet matching and merging [42]. The MADGRAPH5_aMC@NLO generator is also used at LO accuracy with the MLM matching scheme [43] to simulate the production of W and Z bosons with additional jets (V+jets) as well as QCD multijet events. The multijet background is estimated from control regions in data, as described in section 5, while simulated events are used to ensure the self-consistency of the method. Diboson (WW, WZ, and ZZ) events are simulated at LO using PYTHIA. All background events also use PYTHIA for parton showering and hadronization. The underlying event in the simulation of all backgrounds, except for $t\bar{t}$, is characterized through the PYTHIA CUETP8M1 event tune [44, 45]. For $t\bar{t}H$ and $t\bar{t}$ production, we use a custom tune CUETP8M2, developed by CMS with an updated strong coupling α_s for initial-state radiation, to better model the jet multiplicity spectrum.

For comparing with measured distributions, the events in the simulated samples are normalized to the integrated luminosity of the data according to their predicted cross sections, taken from calculations at next-to-NLO (NNLO) for V+jets production, at approximate NNLO for single t production [46], and at NLO for diboson [47] and $t\bar{t}+V$ production [48]. The $t\bar{t}H$ cross section and Higgs boson branching fractions are also generated at NLO accuracy [49]. The simulated $t\bar{t}$ events are normalized to the full NNLO calculation, including soft-gluon resummation at next-to-next-to-leading logarithmic accuracy [50], assuming $m_t = 172.5$ GeV. The dependence on choice of the PDFs was also studied and found to have negligible impact on all observed distributions; however, their impact on systematic uncertainties enters through their normalization. As the differential measurements of top quark pair production indicate that the measured p_T spectrum of top quarks is softer than in simulation [51], the top quark p_T distribution in POWHEG-generated $t\bar{t}$ events is reweighted to the data using a control region enriched in lepton+jets $t\bar{t}$ events. The events in the $t\bar{t}$ sample are also separated according to the flavour of additional jets that do not originate from top quark decays, namely: $t\bar{t}+b\bar{b}$, where two additional b jets are within the acceptance defined in section 4 and originate from one or more b quarks; $t\bar{t}+b$, where only one b jet is within the acceptance and originates from a single b quark; $t\bar{t}+2b$, where a single b jet is within the acceptance and originates from two spatially close

b quarks; $t\bar{t}+c\bar{c}$, where there is at least one c jet and no additional b jets within the acceptance; and $t\bar{t}$ +light-flavour partons ($t\bar{t}$ +lf). The separation is motivated by the fact that the subsamples originate from different processes and therefore have different associated systematic uncertainties.

Effects from additional pp interactions in the same or neighbouring bunch crossings (referred to as pileup) are modelled by adding simulated minimum-bias events generated in PYTHIA to all simulated processes. The pileup multiplicity distribution in simulation is reweighted to reflect the one observed in pp collision data, which is distributed between about 10 and 40 and peaks at ≈ 20 . Additional rescaling factors are applied where necessary to improve the description of data in simulation, as discussed in the next section.

4 Event reconstruction and selection

The particle-flow event algorithm [52] is used to reconstruct and identify physical objects from an optimized combination of information from the various components of the CMS detector. The reconstructed vertex with the largest value of summed object p_T^2 is taken to be the primary pp interaction vertex. These objects correspond to jets, clustered with the jet finding algorithm [53, 54] using the tracks assigned to the vertex as inputs, and to the associated missing transverse momentum (\vec{p}_T^{miss}), defined as the negative vector sum of the p_T of those jets. The energy of charged hadrons is determined from a combination of their momenta measured in the tracker and the corresponding ECAL and HCAL energy depositions, corrected for the response function of the calorimeters to hadronic showers, while the energy of neutral hadrons is obtained from the corresponding corrected ECAL and HCAL energies. Charged hadrons from pileup events are omitted in the subsequent event reconstruction. The energy of electrons is determined from a combination of the electron momentum at the primary interaction vertex obtained from the tracker, the energy in the corresponding ECAL clusters, and the energy sum of all bremsstrahlung photons spatially compatible with the electron track. The p_T of muons is based on the curvature of the corresponding track.

The selection criteria reflect the all-jet final state in $t\bar{t}H$ production where the Higgs boson decays into a $b\bar{b}$ pair. The analysis requires the reconstruction of all objects originating from a common vertex, i.e. jets from quark hadronization, including b-tagged jets, and electrons and muons to veto any events with leptons. The lepton veto ensures that leptonic final states in $t\bar{t}H$ production are not considered, as these are covered by separate searches at CMS.

Jets are reconstructed from particle-flow candidates using the anti- k_T clustering algorithm [53], implemented in the FASTJET [54] package, using a distance parameter of 0.4. In the offline reconstruction, each jet is required to have $p_T > 30$ GeV and $|\eta| < 2.4$, and ECAL and HCAL energy fractions of at least 1%, which removes jets originating from instrumental effects. In addition, jet energy corrections are applied that depend on p_T , η , pileup, and residual differences between data and MC simulations [55, 56].

Jets originating from decays of b quarks are identified using the combined secondary vertex (CSVv2) algorithm [57, 58], which uses information from the tracker. The algorithm

combines information on the impact parameters at the primary vertex with features of secondary vertices within the jet, via a neural network discriminant. The least restrictive (“loose”) and “medium” working points of the CSVv2 algorithm have respective efficiencies of ≈ 80 and 65% for tagging jets originating from b quarks, ≈ 35 and 10% for jets originating from c quarks, and probabilities of ≈ 10 and 1% for jets from light-flavour quarks or gluons to be misidentified as b jets. In the remainder of this paper, jets passing the loose and medium b tagging working points are referred to as CSVL and CSVM jets, respectively. The distribution in the output of the CSVv2 discriminant in simulation is corrected using scale factors to provide a better description of the observed features in data. This correction is obtained separately for light-flavour and b jets via a “tag-and-probe” approach [59] in dilepton control samples enriched in events with a Z boson and two jets, and in $t\bar{t}$ events with no additional jets, respectively. No correction is applied for c jets, although a larger systematic uncertainty is assigned to such jets, as described in section 7.

Two dedicated triggers have been developed to efficiently select signal events, both requiring at least six jets with $|\eta| < 2.6$. The first trigger has kinematic requirements of jet $p_T > 40$ GeV and $H_T > 450$ GeV, and requires at least one of the jets to be b tagged; the second trigger is complementary in that it has less stringent kinematic conditions of jet $p_T > 30$ GeV and $H_T > 400$ GeV, but requires at least two b-tagged jets; the H_T being defined by the scalar sum of jet p_T of all jets in the event satisfying the given thresholds. The b jets are tagged online by the triggers at an efficiency of ≈ 70 – 80% , with a misidentification rate of $\approx 6\%$ for light-flavour quark and gluon jets. Events in data and simulation are selected if they pass either of these two triggers. The efficiency in data and in simulation is measured in bins of the number of CSVM jets, the p_T of the jet with the sixth-highest p_T , and the H_T in control samples collected using single-muon triggers. A bin-by-bin scale factor, based on the ratio of this efficiency in data to that in simulation, is applied to simulated events to correct for any remaining differences. The overall trigger efficiency for signal events that pass the offline event selection is 99% .

To ensure that the trigger selection is close to full efficiency relative to the offline selection, thereby reducing the uncertainty in any efficiency differences between data and simulation, the offline analysis selects events that contain at least six jets with $p_T > 40$ GeV, requiring $H_T > 500$ GeV and at least 2 b-tagged CSVM jets. Events with reconstructed electrons or muons in the final state are vetoed using loose lepton reconstruction and identification criteria, in particular, electrons and muons are required to have $p_T > 15$ GeV, $|\eta| < 2.4$, and to be isolated from jet activity. If at least one reconstructed electron or muon is found in an event, the event is rejected. The distributions in H_T and jet multiplicity after the preselection are shown in figure 2 for the data and simulation, with the signal contribution scaled to the total background yield for illustration.

After this preselection, the events are categorized according to their reconstructed jet and b jet multiplicities. Six categories are formed: 7 reconstructed jets, out of which 3 are CSVM jets (7j, 3b); 7 jets with 4 or more CSVM jets (7j, $\geq 4b$); 8 jets with 3 CSVM jets (8j, 3b); 8 jets with 4 or more CSVM jets (8j, $\geq 4b$); 9 or more jets with 3 CSVM jets ($\geq 9j$, 3b); and 9 or more jets with 4 or more CSVM jets ($\geq 9j$, $\geq 4b$). Events with 7 or more jets and 2 CSVM jets are used to form control regions for the multijet background estimation, as described in section 5.

To reject events that are unlikely to include a W boson from top quark decay, a cutoff is placed on the dijet invariant mass. Any jets that are not b tagged are considered in this calculation, and the pair with invariant mass m_{qq} closest to the W boson mass is chosen as the W boson candidate in the event. Requirements of $60 < m_{qq} < 100$, and $70 < m_{qq} < 92$ GeV are applied in the 7- or 8-jet, and 9-or-more-jet categories, respectively.

Jets are also classified according to a quark-gluon likelihood (QGL) [60, 61]. The QGL discriminates light-flavour quark jets from gluon jets, exploiting the higher track multiplicity of gluon jets, the lower p_T of their constituents, as well as their less collimated spatial profile. A jet is assigned a QGL discriminant value near 1 if it is quark-like, while gluon-like jets receive a value near 0. This is used to separate events containing light-flavour jets from $q\bar{q}'$ decays of W bosons from events containing gluon jets produced in multijet interactions or via initial-state radiation. The QGL discriminant is used only for jets not identified as originating from b quarks, and is combined in a likelihood ratio (LR) defined as:

$$q_{\text{LR}(N_1, N_2)} = \frac{L(N_1, 0)}{L(N_1, 0) + L(N_2, N_1 - N_2)}, \quad (4.1)$$

where N_1 is the number of jets as well as the number of quarks in the all-quark hypothesis, and N_2 is the number of quarks in the quark+gluon hypothesis. The individual likelihoods are defined by:

$$L(N_q, N_g) = \sum_{\text{perm}} \left(\prod_{k=i_1}^{i_{N_q}} f_q(\zeta_k) \prod_{m=i_{N_q+1}}^{i_{N_q+N_g}} f_g(\zeta_m) \right), \quad (4.2)$$

where ζ_i is the QGL discriminant for the i^{th} jet, and f_q and f_g are the probability density functions for ζ_i when the i^{th} jet originates from a quark or gluon, respectively. The former include u, d, s, and c quarks. The sum in eq. (4.2) runs over all unique permutations in assigning N_q jets to quarks and N_g jets to gluons. We use $q_{\text{LR}(N,0)}$ to compare the likelihood of N reconstructed light-flavour jets that arise from N quarks, to the likelihood of N reconstructed light-flavour jets that arise from N gluons. After excluding either the first 3 or 4 CSVM jets in an event (based on the highest CSVv2 value), up to N light-flavour jets, with $N = 3, 4$, or 5 are used to calculate the LR, with a requirement of $q_{\text{LR}(N,0)} > 0.5$ set for the SR. To correct the modelling of the QGL distribution in simulation, a reweighting based on a control sample of $\mu^+\mu^- + \text{jet}$ and dijet events is applied to each event according to the type (quark or gluon) and QGL value of all jets in the event. The distribution in the quark gluon LR (QGLR), calculated excluding the first 3 b-tagged jets, is shown in figure 3 for data and simulation for events passing the preselection. Good agreement is observed between prediction and data.

5 Background estimation

The main backgrounds stem from multijet and $t\bar{t}$ production associated with additional gluons, light-flavour, charm, or bottom quarks ($t\bar{t} + \text{jets}$). The background from $t\bar{t} + \text{jets}$ as well as other minor backgrounds (single t, V+jets, $t\bar{t} + V$, and diboson events) are estimated from MC simulation, while the background from multijet events is obtained from control

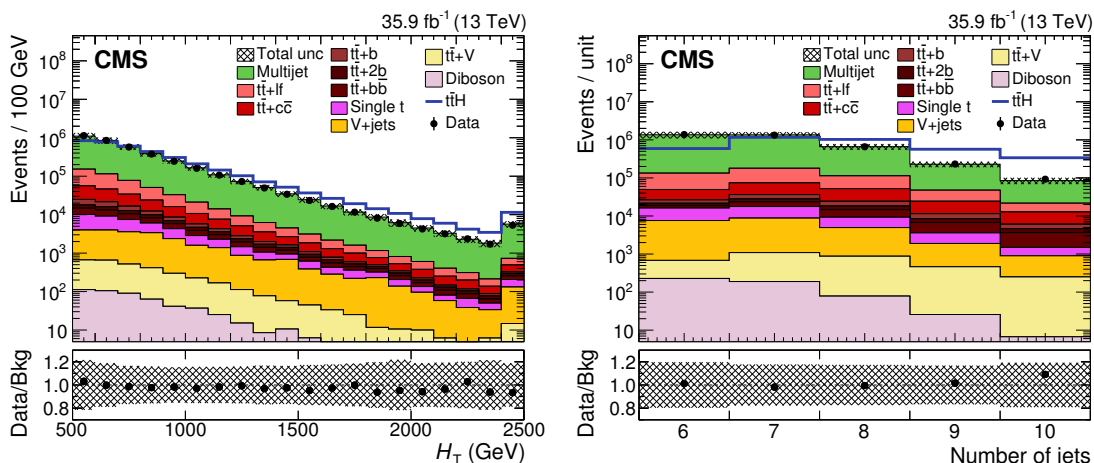


Figure 2. Distribution in H_T (left) and jet multiplicity (right) in data (black points) and in simulation (stacked histograms), after implementing the preselection. The simulated backgrounds are first scaled to the integrated luminosity of the data, and then the simulated QCD multijet background is rescaled to match the yield in data. The contribution from $t\bar{t}H$ signal (blue line) is scaled to the total background yield (equivalent to the yield in data) to enhance readability. The hatched bands reflect the total statistical and systematic uncertainties in the background prediction, prior to the fit to data, which are dominated by the systematic uncertainties in the simulated multijet background. The last bin includes event overflows. The ratios of data to background are given below the main panels.

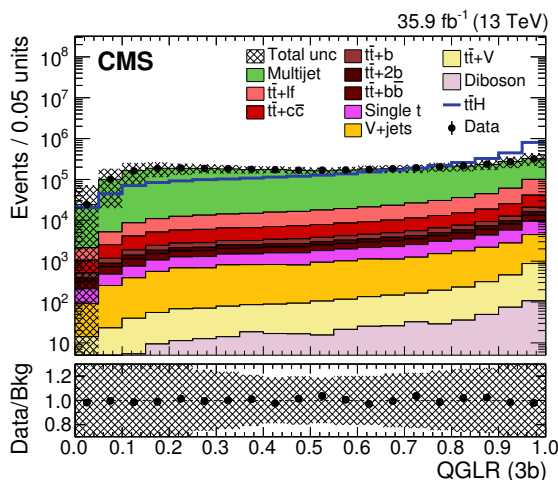


Figure 3. Comparison of the distributions in the quark-gluon likelihood ratio in data (black points) and in simulation (stacked histograms), after preselection, excluding the first 3 b-tagged jets. The simulated backgrounds are first scaled to the integrated luminosity of the data, and then the simulated multijet background is rescaled to match the yield in data. The contribution from signal (blue line) is scaled to the total background yield (equivalent to the yield in data) to enhance readability. The hatched bands reflect the total statistical and systematic uncertainties in the background prediction, prior to the fit to data, which are dominated by the systematic uncertainties in the simulated multijet background. The ratio of data to background is given below the main panel.

	$N_{\text{CSVM}} = 2$ $N_{\text{CSVL}} \geq 3$	$N_{\text{CSVM}} \geq 3$
$\text{QGLR} > 0.5$	CR (to extract distribution)	SR (final analysis)
$\text{QGLR} < 0.5$	Validation CR (to validate distribution)	VR (comparison with data)

Table 1. Definition and description of the four orthogonal regions in the analysis.

regions in data, as described below. The approach uses a control region (CR) with low b tag multiplicity to estimate the contribution from multijet events in the SR. The CR is enriched in multijet events, and the remaining contribution from other backgrounds (mainly $t\bar{t}$ +jets) is subtracted using simulation.

The CR is defined by events with two CSVM jets and at least three CSVL jets. We define a validation region (VR) using events with $\text{QGLR} < 0.5$. This definition provides four orthogonal regions, summarized in table 1, from which we can obtain and check the multijet background estimate. The use of the VR relies on the fact that the QGLR and the number of additional CSVL jets are uncorrelated by construction, since only the non-CSVL jets are used in the calculation of the QGLR, except for the rare case of events with 5 or more CSVL jets.

The four orthogonal regions are used independently in each of the six analysis categories described in section 4. For a given variable, the distribution of the multijet events in the SR of each category is estimated from the data in the CR, after subtracting $t\bar{t}$ +jets and other minor backgrounds. Since the kinematic properties of b-tagged and untagged jets differ in the CR and SR because of different heavy-flavour composition, corrections as a function of jet p_T , η , and the minimum distance between the jet and the first two b-tagged jets (ΔR_{min}) are applied to the CSVL jets in the CR. The correction function is obtained from jets in events passing the preselection, excluding the first two jets, ordered according to their CSVv2 discriminants. This is used to reweight the kinematic distributions of CSVL jets to match those of CSVM jets. The corrected multijet distribution in the CR is scaled to provide an estimate of the distribution in the SR. Specifically, the multijet yield in each category is left floating in the final fit, as discussed in section 8.

A consistency check of the procedure used to estimate the multijet background is performed through simulation. Since the power of this test is limited by the statistical uncertainty in simulated QCD multijet events, the method is validated in data using events with $\text{QGLR} < 0.5$, by applying the same procedure used to estimate the multijet background in the SR. The distributions in the MEM discriminant, described in section 6, as well as several kinematic variables in the VR in data, together with the multijet background estimate obtained from data, and other simulated contributions, are shown for the most sensitive event category, ($\geq 9j$, $\geq 4b$), in figure 4. All discrepancies are taken into account via the systematic uncertainties in the multijet background, particularly in events with low H_T in the (7j, 3b) category and in all $\geq 4b$ categories, in which two uncorrelated uncertainties are applied, as discussed in section 7.

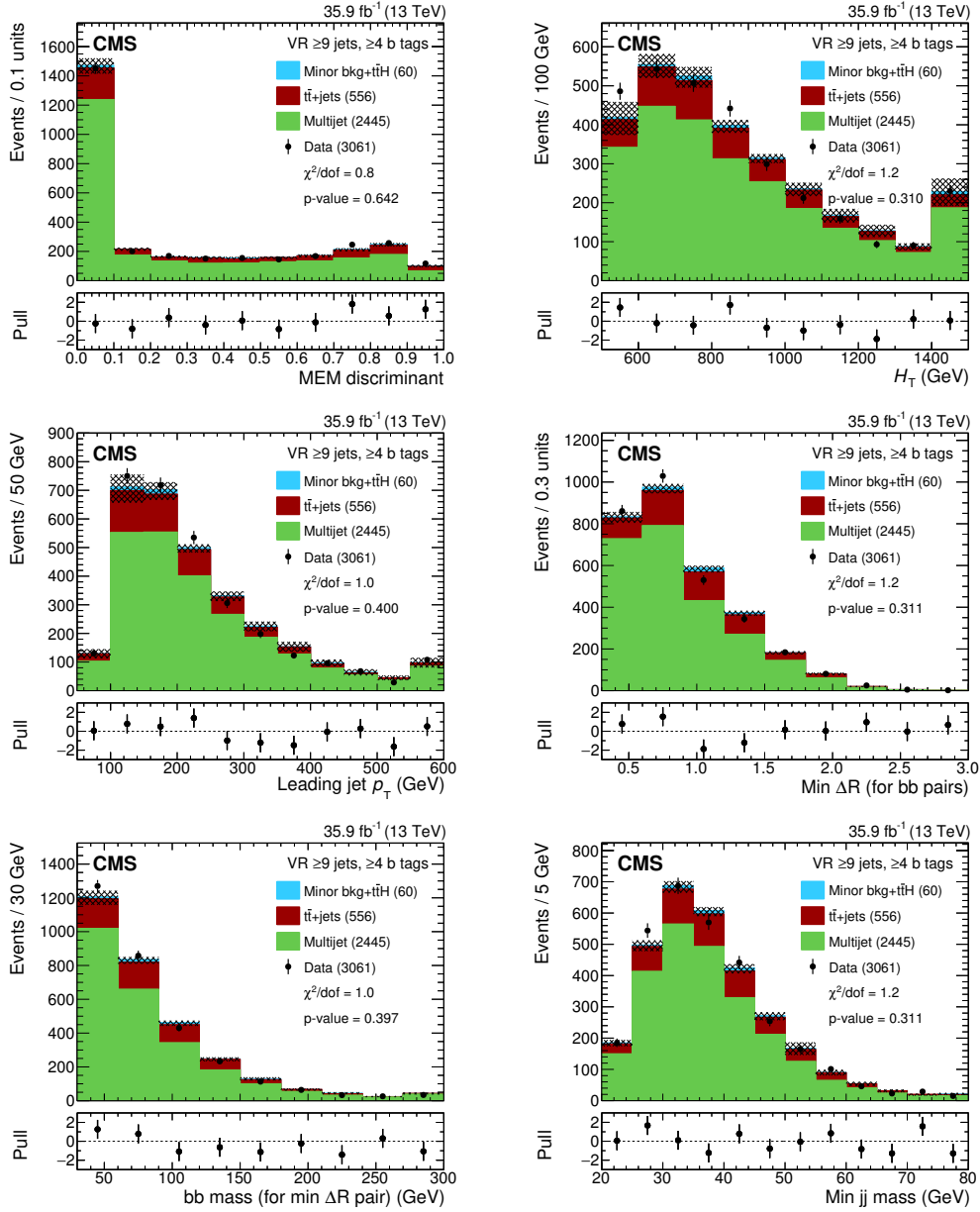


Figure 4. Distributions in data, in simulated backgrounds, and in the estimated multijet background for the ($\geq 9j, \geq 4b$) VR category. The MEM discriminant (upper left), H_T (upper right), p_T of the leading jet (middle left), minimum ΔR between b jets (middle right), invariant mass of the closest b jet pair (lower left), and minimum mass of all jet pairs (lower right). The level of agreement between data and estimation is expressed in terms of a χ^2 divided by the number of degrees of freedom (dof), which are given along with their corresponding statistical p -values. The differences between data and the total estimates divided by the quadratic sum of the statistical and systematic uncertainties in the data and in the estimates (pulls) are given below the main panels. The numbers in parenthesis in the legends represent the total yields for the corresponding entries. The last bin includes event overflows.

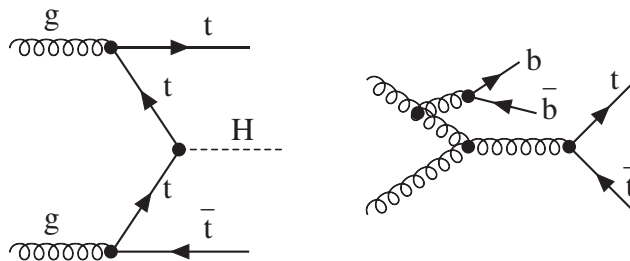


Figure 5. Examples of LO Feynman diagrams for the partonic processes of $gg \rightarrow t\bar{t}H$ and $gg \rightarrow t\bar{t}+b\bar{b}$.

To verify that the good performance demonstrated in the gluon jet enriched VR ($QGLR < 0.5$) also holds in the quark jet enriched SR ($QGLR > 0.5$), we investigate another CR. Specifically, the b tagging criteria are changed by selecting jets that fulfil some intermediate but not the formal medium b tagging requirement, which corresponds to an efficiency for tagging b jets of $\approx 75\%$ with a misidentification rate of $\approx 4\%$. The classified jets are then used to form jet and b jet multiplicity categories in analogy with the SR. Since these categories are orthogonal to the categories in the SR, they are used to verify that the background estimation is valid for $QGLR > 0.5$. In all validation regions, this background estimation reproduces the kinematic distributions measured in data. In the remainder of this paper, all multijet estimates are based on data, unless stated to the contrary.

6 Signal extraction

A likelihood technique based on the LO matrix elements for the $t\bar{t}H$ signal and the $t\bar{t}+b\bar{b}$ background processes is used to extract the signal. This method utilizes the full kinematic properties of each event to provide a powerful MEM discriminant between the signal and background. Although the discriminant is constructed to discriminate against the $t\bar{t}+b\bar{b}$ background, it performs well against $t\bar{t}$ +light-flavour jets and against multijet events. Consequently, it is used as the single discriminant against all background sources. The MEM algorithm is similar to the one documented in ref. [23], but adapted to the all-jet final state.

The MEM probability density functions for signal and background are constructed at LO assuming that both reactions proceed via gluon-gluon fusion, which is valid, as this production mechanism represents most of the event yield. For example, at $\sqrt{s} = 14$ TeV, the fraction of gluon-gluon initiated $t\bar{t}H$ subprocesses corresponds to $\approx 80\%$ of the inclusive NLO cross section [62]. Example Feynman diagrams for these processes are shown in figure 5. All inequivalent jet-quark associations in the reconstruction of the final state are considered in the analysis. Hadronization and detector effects are taken into account via transfer functions obtained from simulation that map the measured jet four-momenta to the final-state particles.

Each event contains three or four jets that most likely originate from b quarks (according to their CSVv2 discriminant values), and are considered as candidates for b quarks from

Category	MEM hypothesis
7 jets, 3 b jets	4W2H1T
8 jets, 3 b jets	4W2H1T
≥ 9 jets, 3 b jets	4W2H1T
7 jets, ≥ 4 b jets	3W2H2T
8 jets, ≥ 4 b jets	3W2H2T
≥ 9 jets, ≥ 4 b jets	4W2H2T

Table 2. Selected MEM hypotheses for each event topology. The 4W2H1T hypothesis assumes 1 b quark from a top quark is lost, 3W2H2T assumes that 1 quark from a W boson is lost, and 4W2H2T represents the fully reconstructed hypothesis requiring at least 8 jets.

the $H \rightarrow b\bar{b}$ and $t \rightarrow Wb$ decays, whereas untagged jets are considered as candidates for the $W \rightarrow u\bar{d}$ or $c\bar{s}$ quarks (and their charge conjugates). The accepted jet permutations must retain the assigned “b” status of their quarks. To account for the loss of jets because of limited detector acceptance, as well as the presence of additional jets from gluon radiation, the method integrates over certain final-state variables in many categories, specifically over quark directions. In events with eight jets and four b jets, one light-flavour jet is excluded from our MEM calculation in turn, and a sum is taken over the additional permutations. This approach has been checked and shown to provide improved performance relative to the fully reconstructed hypothesis in the (8j, $\geq 4b$) category. Events with only three b jets are assumed to have lost a bottom quark from the decay of a top quark. Up to five untagged jets are considered as other than b quark candidates, while additional untagged jets are ignored. For five such quark candidates, one is excluded in turn and the number of permutations is increased by a factor of five. The final choice of hypothesis for each category, optimized according to discrimination power and computing performance, is given in table 2.

For each event, the MEM probability density function under the signal (S) or background (B) hypothesis, i.e. $\mathcal{H} = t\bar{t}H$ (S) or $\mathcal{H} = t\bar{t}+b\bar{b}$ (B), is calculated as:

$$\begin{aligned}
 w(\mathbf{y}|\mathcal{H}) = & \sum_{\text{perm}} \int d\mathbf{x} \int \frac{dx_a dx_b}{2x_a x_b s} g(x_a, Q) g(x_b, Q) \\
 & \times \delta^4 \left(p_a + p_b - \sum_{k=1}^8 p_k \right) |\mathcal{M}_{\mathcal{H}}(p_a, p_b, \mathbf{p})|^2 W(\mathbf{y}|\mathbf{p}), \quad (6.1)
 \end{aligned}$$

where \mathbf{y} represents the set of measured observables, i.e. jet momenta, and s is the square of the pp centre-of-mass energy. The sum is taken over the possible permutations of matching observed jets to final-state quarks. The integration is performed over the phase space volume, \mathbf{x} , of the final-state quarks, with momenta $\mathbf{p} = (p_1, \dots, p_8)$, and over the incident gluon momentum fractions, x_a and x_b , using the VEGAS [63] algorithm. The gluon PDF g is calculated in LHAPDF [64] at the factorization scale Q , which is the momentum transfer in the event, using the CTEQ6.6 set of PDFs [65]. The four-dimensional delta function is reduced to two dimensions, which ensures conservation of energy and longitudinal momentum, while the total p_T of the final-state quarks is weakly constrained via a resolution

function, $\mathcal{R}(\vec{\rho}_T)$, where $\vec{\rho}_T$ is the measured transverse recoil, equal to the difference between \vec{p}_T^{miss} and the vector p_T sum of the specifically selected jets. The scattering amplitude for the given hypothesis, $\mathcal{M}_{\mathcal{H}}$, is calculated at LO using OPENLOOPS (v1.3.1) [66], and all resonances are treated using the narrow-width approximation [67]. The masses of the Higgs boson, the W boson, and the top quark are fixed, thereby constraining the energy of certain final-state quarks. The final integrations of the fully reconstructed $t\bar{t}H$ and $t\bar{t}+b\bar{b}$ hypotheses are therefore performed over the incoming gluon momentum fractions and three or four respective final-state quark energies, with an integration range of a factor of three that of the associated jet energy resolution (JER).

The transfer function $W(\mathbf{y}|\mathbf{p})$ corresponds to the likelihood of measuring the set of variables \mathbf{y} given the final-state quark momenta \mathbf{p} . Given the excellent angular resolution of reconstructed jets, the direction of the quarks is assumed to be precisely measured, which reduces the total transfer function to a product of quark energy transfer functions. Each quark energy transfer function is modelled via a double Gaussian with different parameterizations for jets associated with b and other quarks, all obtained from MC simulation.

Using eq. (6.1), the MEM event discriminant is defined as:

$$\mathcal{P}_{S/B} = \frac{w(\mathbf{y}|S)}{w(\mathbf{y}|S) + \kappa_{S/B}w(\mathbf{y}|B)}, \tag{6.2}$$

where $\kappa_{S/B}$ is a positive constant that adjusts the relative normalization between $w(\mathbf{y}|S)$ and $w(\mathbf{y}|B)$, given that the individual probability densities are not normalized to unity. The $\kappa_{S/B}$ constant is optimized category-by-category by minimizing the expected exclusion limit on the signal strength discussed in section 8. Starting with a value that provides good visual discrimination between signal and background, the optimization is performed by testing different values of $\kappa_{S/B}$ above and below its original value until a minimum in the expected limit is found in each category as well as in combinations of categories. This optimization was proven to be equivalent to optimizing the significance of discovery. By construction, the MEM discriminant satisfies the condition $0 \leq \mathcal{P}_{S/B} \leq 1$.

The event yields expected for the signal and the different background processes, and the yields observed in data, are listed in table 3 for each analysis category. The proportion of expected $t\bar{t}H$ events increases with the number of jets and of b jets. To better represent the signal strength in each category, the expected yields for signal and background in the last three bins of the MEM discriminant are listed in table 4.

7 Systematic uncertainties

Each source of systematic uncertainty is associated with a “nuisance” parameter that modifies the likelihood in the final fit discussed in section 8, and can either affect the yield from a process (rate uncertainty), the distribution in the MEM discriminant, or both. In the latter case, the effects from the rate and distribution are treated simultaneously, and can be considered completely correlated. Each individual source of systematic uncertainty is independent of other sources, and its effect on signal and background is completely correlated across the relevant processes.

Process	7j, 3b	8j, 3b	$\geq 9j, 3b$	7j, $\geq 4b$	8j, $\geq 4b$	$\geq 9j, \geq 4b$
Multijet	$47\,600 \pm 3\,000$	$32\,700 \pm 2\,200$	$17\,600 \pm 1\,600$	$3\,530 \pm 270$	$3\,770 \pm 360$	$2\,280 \pm 290$
$t\bar{t}+lf$	$7\,700 \pm 1\,600$	$5\,700 \pm 1\,100$	$3\,160 \pm 550$	310 ± 130	410 ± 220	244 ± 96
$t\bar{t}+c\bar{c}$	$3\,100 \pm 1\,400$	$2\,800 \pm 1\,200$	$2\,170 \pm 970$	190 ± 100	270 ± 150	270 ± 150
$t\bar{t}+b$	$1\,400 \pm 620$	$1\,240 \pm 620$	890 ± 420	142 ± 80	160 ± 110	134 ± 73
$t\bar{t}+2b$	890 ± 450	760 ± 370	600 ± 290	87 ± 58	114 ± 77	101 ± 52
$t\bar{t}+b\bar{b}$	870 ± 340	$1\,010 \pm 370$	970 ± 380	203 ± 90	370 ± 150	410 ± 170
Single t	750 ± 190	520 ± 130	284 ± 75	43 ± 20	78 ± 68	35 ± 17
V+jets	460 ± 170	290 ± 110	240 ± 220	36 ± 33	45 ± 110	17 ± 12
$t\bar{t}+V$	110 ± 20	122 ± 27	120 ± 30	14 ± 7	28 ± 14	28 ± 14
Diboson	14 ± 5	5 ± 4	1 ± 1	0.6 ± 0.5	0.6 ± 0.6	0 ± 10
Total bkg	$62\,790 \pm 900$	$45\,220 \pm 850$	$26\,020 \pm 640$	$4\,550 \pm 180$	$5\,240 \pm 340$	$3\,520 \pm 190$
$t\bar{t}H$ ($\hat{\mu} = 0.9$)	130 ± 210	140 ± 220	120 ± 190	32 ± 51	46 ± 75	48 ± 77
Data	62 920	45 359	26 136	4 588	5 287	3 566

Table 3. Expected numbers of $t\bar{t}H$ signal and background events, and the observed event yields for the six analysis categories, following the fit to data. The signal contributions are given at the best fit value. The quoted uncertainties contain all the contributions described in section 7 added in quadrature, considering all correlations among the processes.

Process	7j, 3b	8j, 3b	$\geq 9j, 3b$	7j, $\geq 4b$	8j, $\geq 4b$	$\geq 9j, \geq 4b$
Multijet	$8\,560 \pm 820$	$5\,510 \pm 590$	$3\,120 \pm 400$	608 ± 61	748 ± 74	376 ± 57
$t\bar{t}+lf$	$3\,300 \pm 470$	$2\,220 \pm 330$	$1\,110 \pm 170$	121 ± 34	107 ± 31	54 ± 21
$t\bar{t}+c\bar{c}$	$1\,050 \pm 410$	920 ± 370	660 ± 260	53 ± 27	88 ± 39	70 ± 30
$t\bar{t}+b$	380 ± 160	330 ± 140	240 ± 110	44 ± 27	51 ± 25	33 ± 17
$t\bar{t}+2b$	208 ± 94	167 ± 79	128 ± 59	21 ± 12	36 ± 22	15 ± 8
$t\bar{t}+b\bar{b}$	192 ± 64	249 ± 84	228 ± 80	46 ± 18	88 ± 30	95 ± 33
Single t	130 ± 32	100 ± 32	50 ± 15	8 ± 5	24 ± 23	5 ± 4
V+jets	79 ± 48	39 ± 20	28 ± 21	1 ± 2	4 ± 5	0 ± 1
$t\bar{t}+V$	34 ± 6	39 ± 8	32 ± 8	5 ± 3	8 ± 3	7 ± 3
Diboson	1 ± 1	0.24 ± 0.23	0.00 ± 0.00	0.33 ± 0.29	0.00 ± 0.00	0.13 ± 0.23
Total bkg	$13\,930 \pm 260$	$9\,580 \pm 250$	$5\,610 \pm 170$	910 ± 50	$1\,154 \pm 76$	656 ± 44
$t\bar{t}H$ ($\hat{\mu} = 0.9$)	56 ± 83	58 ± 89	47 ± 71	18 ± 27	26 ± 38	21 ± 31
Data	13 937	9 620	5 640	958	1 162	660
S/B ($\mu = 1$)	0.005	0.007	0.009	0.023	0.025	0.036

Table 4. Expected numbers of $t\bar{t}H$ signal and background events in the last three bins of the MEM discriminant for the six analysis categories, following the fit to data. The signal contributions are given at the best fit value. The quoted uncertainties contain all the contributions described in section 7 added in quadrature, considering all correlations among the processes. Also given are the signal (S) to total background (B) ratios for the SM $t\bar{t}H$ expectation ($\mu = 1$).

The uncertainty in the integrated luminosity is estimated to be 2.5% [68]. The uncertainties in trigger scale factors are determined from the bin-by-bin uncertainties in the ratio of efficiency in data relative to simulation, and are $\approx 1.0\%$ on average, with some being as large as 15%. The uncertainty in the distribution in the number of pileup interactions is evaluated by changing the total inelastic cross section in the MC simulation by its uncertainty of 4.6%. The changes in the weight factors are propagated to the MEM discriminant distributions and treated as fully correlated among all processes. The impact of the uncertainty in the jet energy scale (JES) [55] is evaluated for each jet in the simulated events by changing the correction factors by their uncertainties, and propagating the effect to the MEM discriminant by recalculating all kinematic quantities. Various independent sources contribute to the overall JES uncertainty, and their impact is therefore evaluated separately and they are treated as uncorrelated in the final fit. A similar procedure is applied to account for the uncertainty related to the JER, which ranges between about 1 and 5% of the expected energy resolution, depending on the jet direction. Since the analysis categories are defined in terms of jet multiplicity and kinematics, a change in either JES or JER can induce a migration of events between categories, as well as in the SR. The fractional changes in event yields induced by one standard deviation shifts in JES or JER range, respectively, from 3–11% and 2–11%, depending on the process and the category.

The scale factors applied to correct the CSVv2 discriminant, described in section 4, are affected by several components of systematic uncertainty, which are attributed to three main sources: JES, purity of heavy- or light-flavour jets in the control sample used to obtain the scale factors, and the statistical uncertainty in the event sample used in their extraction [58]. A separate, large uncertainty is applied to charm jets, owing to the lack of a reliable calibration based on data. Each component of these systematic b tagging uncertainties is considered as a separate nuisance parameter in the final fit.

The systematic uncertainties from reweighting the simulated QGL and top quark p_T distributions affect both the rate and the distribution in the MEM discriminant, and are taken into account by changing the functions used in the reweighting procedure by their uncertainties. Many uncertainties that would normally be related to the MC simulation of the multijet background are avoided by estimating this contribution from data. Nevertheless, a few small systematic uncertainties remain: an uncertainty in the correction applied to CSVL jets that is estimated via an alternative correction obtained by applying a second η correction; a 2.5 or 2.0% uncertainty in the first bin of the distribution in the MEM discriminant across $\geq 4b$ and $3b$ categories, applied to account for respective systematic over- or underestimation of this bin in the VR; a reweighting based on the H_T distribution (considering the p_T of just the first six jets) in the (7j, 3b) and all $\geq 4b$ categories of the VR, to account for mismodelling at low H_T ; and the total normalization in each category that is left unconstrained in the final fit. The uncertainties in the multijet background normalization have the largest impact on the sensitivity of the analysis, and setting the normalization to a fixed value in each category improves the expected limit by 20 to 30%.

Theoretical uncertainties are treated as process-specific if they only impact a single simulated event sample, otherwise they are treated as correlated across all samples to which they apply. For example, the PDF uncertainty for quark-quark initiated processes, such as

V+jets, $t\bar{t}+W$, and diboson events, are treated as 100% correlated. The $t\bar{t}$ +heavy-flavour processes represent important sources of irreducible background, which have not yet been reliably measured, nor subjected to higher-order calculations that constrain these contributions. In fact, the most recent direct measurement of the $t\bar{t}+b\bar{b}$ cross section in the dilepton final state has an accuracy of $\approx 35\%$ [69]. A 50% uncertainty in the production rate is therefore assigned separately to the $t\bar{t}+b\bar{b}$, $t\bar{t}+2b$, $t\bar{t}+b$, and $t\bar{t}+c\bar{c}$ processes. These uncertainties have a significant impact on the expected limits, and ignoring these improves the overall limit by about 5%.

Uncertainties from factorization (μ_F) and renormalization (μ_R) scales in the inclusive cross sections range from 1 to 13%, depending on the process. The PDF uncertainties [70] range between 2 and 4%, and are treated as fully correlated for all processes that share the same dominant initial state (i.e. gg, gq, or qq), except for $t\bar{t}H$, which is considered separately. Finally, the limited number of simulated background and signal events leads to statistical fluctuations in the nominal predictions. This is taken into account by assigning a nuisance parameter for each bin of each sample that can be changed by its uncertainty as described in refs. [71, 72]. Table 5 summarizes the various sources of systematic uncertainty and their impact on yields.

8 Results

The MEM discriminant is used to extract the signal. The results are interpreted in terms of the signal strength modifier, defined as the ratio of the measured $t\bar{t}H$ production cross section to the SM expectation for $m_H = 125$ GeV ($\mu = \sigma/\sigma_{SM}$). The statistical method used to determine the signal strength is documented in ref. [73]. In this method, a likelihood function $\mathcal{L}(\mu, \theta)$ is constructed from the product of Poisson likelihoods for each bin of the MEM discriminant distribution for all six event categories, multiplied by a probability density function for the nuisance parameters θ , discussed in section 7. The following test statistic, based on the LR, is used to compare competing hypotheses for the value of μ :

$$q(\mu) = -2 \ln \frac{\mathcal{L}(\mu, \hat{\theta}_\mu)}{\mathcal{L}(\hat{\mu}, \hat{\theta})}, \tag{8.1}$$

where $\hat{\theta}$ and $\hat{\theta}_\mu$ represent the best fit estimate of θ for a floating or fixed μ , respectively, following the procedure described in section 3.2 of ref. [14].

The final MEM discriminants in each category, following the combined fit to data, are displayed in figure 6. Each background contribution is initially normalized to an integrated luminosity of 35.9 fb^{-1} , while the multijet contribution is free to float in the fit. The fit to the nuisance parameters constrains many uncertainties including the multijet normalization. The total uncertainty contains the correlations among the fitted parameters that are sampled through the covariance matrix.

The observed distributions are compared to the signal+background expectation to extract a best fit value of $\hat{\mu} = 0.9 \pm 0.7$ (stat) ± 1.3 (syst) = 0.9 ± 1.5 (tot), which is consistent with the SM expectation of $\mu = 1$. The statistical component of the total uncertainty is estimated by including in the fit only a limited set of nuisance parameters

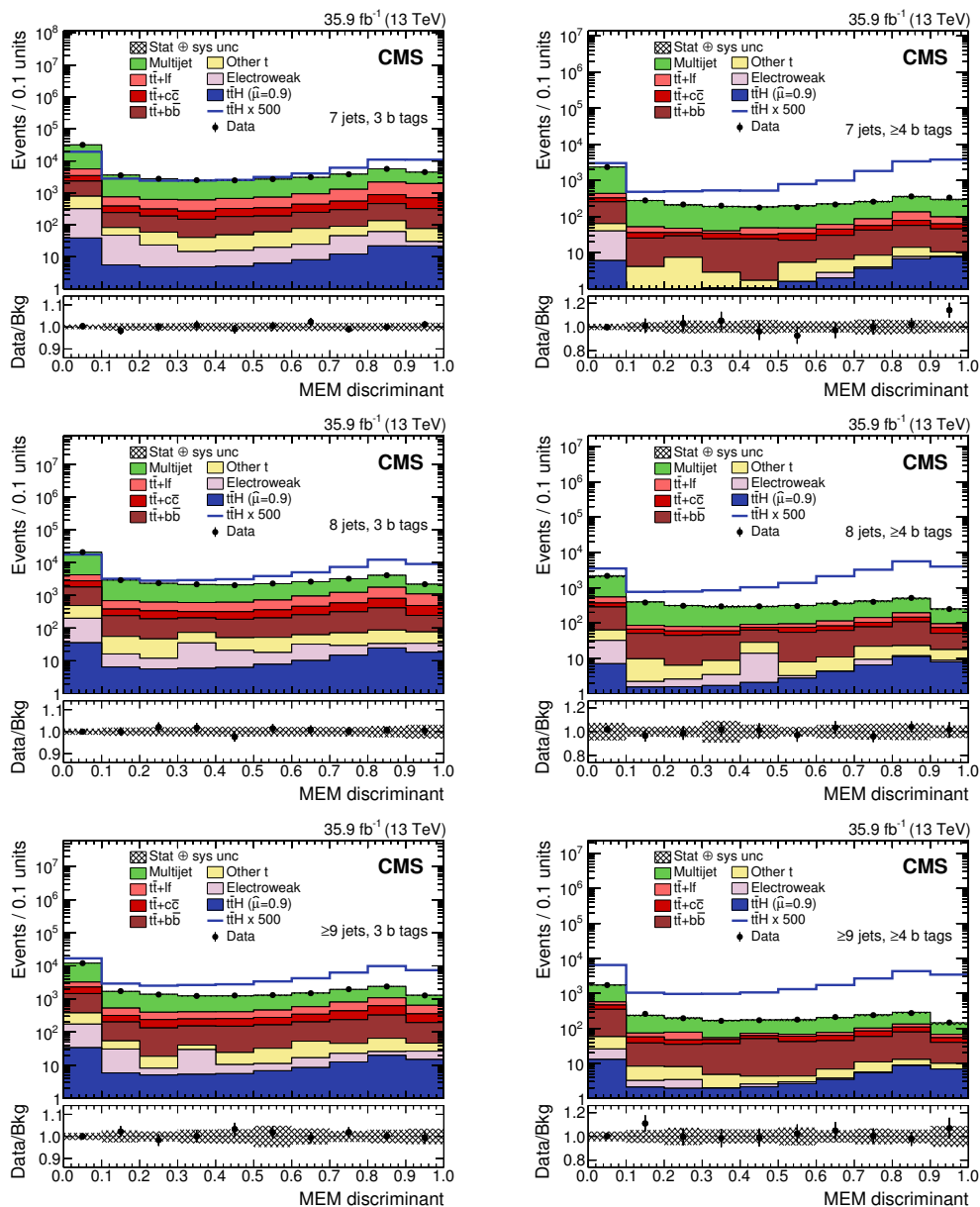


Figure 6. Distributions in the fitted MEM discriminant for each analysis category. The contributions expected from signal and background processes (filled histograms) are shown stacked. The $t\bar{t}+b$ and $t\bar{t}+2b$ background process are shown combined with $t\bar{t}+b\bar{b}$, the single t and $t\bar{t}+V$ processes are shown combined as “Other t ”, and the V +jets and diboson processes are shown combined as “Electroweak”. The signal distributions (lines) for a Higgs boson mass of $m_H = 125$ GeV are multiplied by a factor of 500 and superimposed on the data. The distributions in data are indicated by the black points. The ratios of data to background appear below the main panels.

Source	Range of uncertainty (%)	Distribution	Process			
			t \bar{t} H	Multijet	t \bar{t} +jets	Other
Experimental uncertainties						
Integrated luminosity	2.5	No	✓	*	✓	✓
Trigger efficiency	1–2	Yes	✓	*	✓	✓
Pileup	0.2–5	Yes	✓	*	✓	✓
JES	3–11	Yes	✓	*	✓	✓
JER	2–11	Yes	✓	*	✓	✓
b tagging	4–40	Yes	✓	*	✓	✓
QGL reweighting	4–11	Yes	✓	*	✓	✓
Top quark p_T reweighting	1–2	Yes	—	*	✓	—
Multijet estimation						
CSVL correction	—	Yes	—	✓	—	—
MEM first bin	—	Yes	—	✓	—	—
H_T reweighting	—	Yes	—	✓	—	—
Normalization	∞	No	—	✓	—	—
Theoretical uncertainties						
t \bar{t} +b \bar{b} normalization	50	No	—	*	✓	—
t \bar{t} +2b normalization	50	No	—	*	✓	—
t \bar{t} +b normalization	50	No	—	*	✓	—
t \bar{t} +c \bar{c} normalization	50	No	—	*	✓	—
μ_F/μ_R scales for signal	6–9	No	✓	—	—	—
μ_F/μ_R scales for background	1–13	No	—	*	✓	✓
PDFs	2–4	No	✓	*	✓	✓
Simulated sample size	2–40	Yes	✓	*	✓	✓

Table 5. Summary of the systematic uncertainties affecting the signal and background expectations. The second column indicates the range in yield of the affected processes, caused by changing the nuisance parameters by their uncertainties. The third column indicates whether the uncertainties impact the distribution in the MEM discriminant. A check mark (✓) indicates that the uncertainty applies to the stated processes. An asterisk (*) indicates that the uncertainty affects the multijet distribution indirectly, because of the subtraction of directly affected backgrounds in the CR in data.

that are statistical in nature, namely the per-category multijet normalizations and the multijet bin-by-bin uncertainties, which are dominated by the limited event count in the CR. The systematic component is then calculated as the difference in quadrature between the total uncertainty and the statistical component.

The best fit values of μ in each analysis category and in the combination are listed in table 6, and displayed in figure 7 (left). Since the value is also compatible with the background-only hypothesis, an exclusion limit at the 95% CL can be set using the asymptotic approximation [74] of the modified frequentist CL_s method [75, 76]. Combining all categories, we obtain the observed and expected upper limits of $\mu < 3.8$ and < 3.1 , respectively. These limits in each category, as well as the combined limit, are listed in table 6 and displayed in figure 7 (right).

Category	Best fit $\hat{\mu}$ and uncertainty			Observed UL	Expected UL
	$\hat{\mu}$	total	(stat syst)		
7j, 3b	1.6	$+9.6$ -12.0	$(+2.7 \ +9.2)$ $(-2.7 \ -11.7)$	18.7	$17.6^{+6.2}$ -4.4
8j, 3b	1.2	$+5.9$ -6.4	$(+2.2 \ +5.4)$ $(-2.3 \ -5.9)$	12.3	$11.5^{+4.6}$ -3.1
$\geq 9j$, 3b	-3.5	$+5.9$ -6.5	$(+2.4 \ +5.4)$ $(-2.4 \ -6.0)$	9.0	$10.7^{+4.5}$ -3.1
7j, $\geq 4b$	5.4	$+2.9$ -2.7	$(+1.8 \ +2.3)$ $(-1.8 \ -2.1)$	10.6	$5.7^{+2.6}$ -1.7
8j, $\geq 4b$	-0.2	$+2.8$ -3.0	$(+1.5 \ +2.3)$ $(-1.5 \ -2.6)$	5.5	$5.5^{+2.6}$ -1.6
$\geq 9j$, $\geq 4b$	-0.4	$+2.1$ -2.2	$(+1.4 \ +1.6)$ $(-1.3 \ -1.8)$	4.0	$4.3^{+1.9}$ -1.3
Combined	0.9	$+1.5$ -1.5	$(+0.7 \ +1.3)$ $(-0.7 \ -1.3)$	3.8	$3.1^{+1.4}$ -0.9

Table 6. Best fit value of the signal-strength modifier $\hat{\mu}$ and the median expected and observed 95% CL upper limits (UL) on μ in each of the six analysis categories, as well as the combined results. The best fit values are shown with their total uncertainties and the breakdown into the statistical and systematic components. The expected limits are given together with their 68% CL intervals.

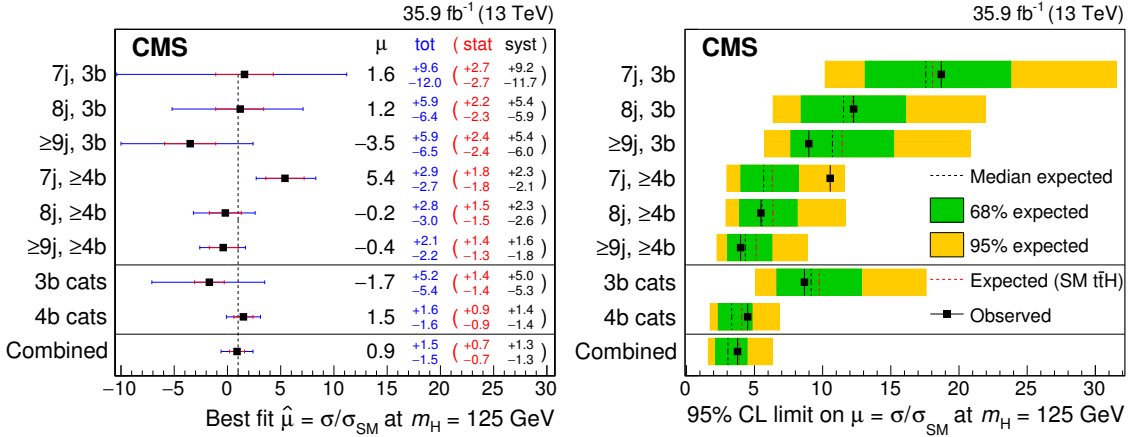


Figure 7. Best fit values in the signal strength modifiers $\hat{\mu}$, and their 68% CL intervals as split into the statistical and systematic components (left), and median expected and observed 95% CL upper limits on μ (right). The expected limits are displayed with their 68% and 95% CL intervals, as well as with the expectation for an injected SM signal of $\mu = 1$.

The signal is displayed in figure 8 in terms of the distribution in $\log_{10}(S/B)$, where S/B is the ratio of the signal to background yields in each bin of the six MEM discriminant histograms, obtained from a combined fit constrained to the SM cross section of $\mu = 1$. Good agreement is found between the data and the sum of the SM signal and background over the whole range of this variable.

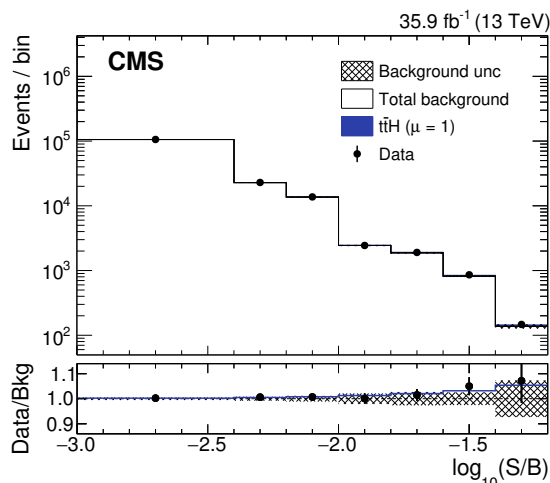


Figure 8. Distribution in $\log_{10}(S/B)$, where S and B indicate the respective bin-by-bin yields of the signal and background expected in the MEM discriminant distributions, obtained from a combined fit with the constraint in the cross section of $\mu = 1$.

9 Summary

A search for the associated production of a Higgs boson with a top quark pair is performed using proton-proton collision data collected by the CMS experiment at a centre-of-mass energy of 13 TeV, corresponding to an integrated luminosity of 35.9 fb⁻¹. Events are selected to be compatible with the $H \rightarrow b\bar{b}$ decay and the all-jet final state of the $t\bar{t}$ pair, and are divided into six categories according to their reconstructed jet and b jet multiplicities.

The result of the search is presented in terms of the signal strength modifier μ for $t\bar{t}H$ production, defined as the ratio of the measured $t\bar{t}H$ production cross section to the one expected for a standard model Higgs boson with a mass of 125 GeV. From a combined fit of signal and background templates to the data in all event categories, observed and expected upper limits of $\mu < 3.8$ and < 3.1 , respectively, are obtained at 95% confidence levels. These limits correspond to a best fit value of $\hat{\mu} = 0.9 \pm 0.7$ (stat) ± 1.3 (syst) = 0.9 ± 1.5 (tot), which is compatible with the standard model expectation.

Acknowledgments

We congratulate our colleagues in the CERN accelerator departments for the excellent performance of the LHC and thank the technical and administrative staffs at CERN and at other CMS institutes for their contributions to the success of the CMS effort. In addition, we gratefully acknowledge the computing centres and personnel of the Worldwide LHC Computing Grid for delivering so effectively the computing infrastructure essential to our analyses. Finally, we acknowledge the enduring support for the construction and operation of the LHC and the CMS detector provided by the following funding agencies: BMFWF and FWF (Austria); FNRS and FWO (Belgium); CNPq, CAPES, FAPERJ, and FAPESP (Brazil); MES (Bulgaria); CERN; CAS, MoST, and NSFC (China); COLCIENCIAS (Colombia); MSES and CSF (Croatia); RPF (Cyprus); SENESCYT (Ecuador);

MoER, ERC IUT, and ERDF (Estonia); Academy of Finland, MEC, and HIP (Finland); CEA and CNRS/IN2P3 (France); BMBF, DFG, and HGF (Germany); GSRT (Greece); NKFI (Hungary); DAE and DST (India); IPM (Iran); SFI (Ireland); INFN (Italy); MSIP and NRF (Republic of Korea); LAS (Lithuania); MOE and UM (Malaysia); BUAP, CINVESTAV, CONACYT, LNS, SEP, and UASLP-FAI (Mexico); MBIE (New Zealand); PAEC (Pakistan); MSHE and NSC (Poland); FCT (Portugal); JINR (Dubna); MON, RosAtom, RAS, RFBR and RAEP (Russia); MESTD (Serbia); SEIDI, CPAN, PCTI and FEDER (Spain); Swiss Funding Agencies (Switzerland); MST (Taipei); ThEPCenter, IPST, STAR, and NSTDA (Thailand); TUBITAK and TAEK (Turkey); NASU and SFFR (Ukraine); STFC (United Kingdom); DOE and NSF (U.S.A.).

Individuals have received support from the Marie-Curie programme and the European Research Council and Horizon 2020 Grant, contract No. 675440 (European Union); the Leventis Foundation; the A. P. Sloan Foundation; the Alexander von Humboldt Foundation; the Belgian Federal Science Policy Office; the Fonds pour la Formation à la Recherche dans l'Industrie et dans l'Agriculture (FRIA-Belgium); the Agentschap voor Innovatie door Wetenschap en Technologie (IWT-Belgium); the F.R.S.-FNRS and FWO (Belgium) under the “Excellence of Science - EOS” - be.h project n. 30820817; the Ministry of Education, Youth and Sports (MEYS) of the Czech Republic; the Lendület (“Momentum”) Programme and the János Bolyai Research Scholarship of the Hungarian Academy of Sciences, the New National Excellence Program ÚNKP, the NKFI research grants 123842, 123959, 124845, 124850 and 125105 (Hungary); the Council of Science and Industrial Research, India; the HOMING PLUS programme of the Foundation for Polish Science, cofinanced from European Union, Regional Development Fund, the Mobility Plus programme of the Ministry of Science and Higher Education, the National Science Center (Poland), contracts Harmonia 2014/14/M/ST2/00428, Opus 2014/13/B/ST2/02543, 2014/15/B/ST2/03998, and 2015/19/B/ST2/02861, Sonata-bis 2012/07/E/ST2/01406; the National Priorities Research Program by Qatar National Research Fund; the Programa Estatal de Fomento de la Investigación Científica y Técnica de Excelencia María de Maeztu, grant MDM-2015-0509 and the Programa Severo Ochoa del Principado de Asturias; the Thalís and Aristeia programmes cofinanced by EU-ESF and the Greek NSRF; the Rachadapisek Sompot Fund for Postdoctoral Fellowship, Chulalongkorn University and the Chulalongkorn Academic into Its 2nd Century Project Advancement Project (Thailand); the Welch Foundation, contract C-1845; and the Weston Havens Foundation (U.S.A.).

Open Access. This article is distributed under the terms of the Creative Commons Attribution License ([CC-BY 4.0](https://creativecommons.org/licenses/by/4.0/)), which permits any use, distribution and reproduction in any medium, provided the original author(s) and source are credited.

References

- [1] ATLAS collaboration, *Observation of a new particle in the search for the standard model Higgs boson with the ATLAS detector at the LHC*, *Phys. Lett. B* **716** (2012) 1 [[arXiv:1207.7214](https://arxiv.org/abs/1207.7214)] [[INSPIRE](https://inspirehep.net/literature/1207721)].

- [2] CMS collaboration, *Observation of a new boson at a mass of 125 GeV with the CMS experiment at the LHC*, *Phys. Lett. B* **716** (2012) 30 [[arXiv:1207.7235](#)] [[INSPIRE](#)].
- [3] CMS collaboration, *Observation of a new boson with mass near 125 GeV in pp collisions at $\sqrt{s} = 7$ and 8 TeV*, *JHEP* **06** (2013) 081 [[arXiv:1303.4571](#)] [[INSPIRE](#)].
- [4] ATLAS collaboration, *Measurement of Higgs boson production in the diphoton decay channel in pp collisions at center-of-mass energies of 7 and 8 TeV with the ATLAS detector*, *Phys. Rev. D* **90** (2014) 112015 [[arXiv:1408.7084](#)] [[INSPIRE](#)].
- [5] CMS collaboration, *Observation of the diphoton decay of the Higgs boson and measurement of its properties*, *Eur. Phys. J. C* **74** (2014) 3076 [[arXiv:1407.0558](#)] [[INSPIRE](#)].
- [6] ATLAS collaboration, *Measurements of Higgs boson production and couplings in the four-lepton channel in pp collisions at center-of-mass energies of 7 and 8 TeV with the ATLAS detector*, *Phys. Rev. D* **91** (2015) 012006 [[arXiv:1408.5191](#)] [[INSPIRE](#)].
- [7] CMS collaboration, *Measurement of the properties of a Higgs boson in the four-lepton final state*, *Phys. Rev. D* **89** (2014) 092007 [[arXiv:1312.5353](#)] [[INSPIRE](#)].
- [8] ATLAS collaboration, *Study of (W/Z)H production and Higgs boson couplings using $H \rightarrow WW^*$ decays with the ATLAS detector*, *JHEP* **08** (2015) 137 [[arXiv:1506.06641](#)] [[INSPIRE](#)].
- [9] CMS collaboration, *Measurement of Higgs boson production and properties in the WW decay channel with leptonic final states*, *JHEP* **01** (2014) 096 [[arXiv:1312.1129](#)] [[INSPIRE](#)].
- [10] CMS collaboration, *Observation of the Higgs boson decay to a pair of τ leptons with the CMS detector*, *Phys. Lett. B* **779** (2018) 283 [[arXiv:1708.00373](#)] [[INSPIRE](#)].
- [11] ATLAS collaboration, *Evidence for the $H \rightarrow b\bar{b}$ decay with the ATLAS detector*, *JHEP* **12** (2017) 024 [[arXiv:1708.03299](#)] [[INSPIRE](#)].
- [12] CMS collaboration, *Evidence for the Higgs boson decay to a bottom quark–antiquark pair*, *Phys. Lett. B* **780** (2018) 501 [[arXiv:1709.07497](#)] [[INSPIRE](#)].
- [13] ATLAS collaboration, *Measurements of the Higgs boson production and decay rates and coupling strengths using pp collision data at $\sqrt{s} = 7$ and 8 TeV in the ATLAS experiment*, *Eur. Phys. J. C* **76** (2016) 6 [[arXiv:1507.04548](#)] [[INSPIRE](#)].
- [14] CMS collaboration, *Precise determination of the mass of the Higgs boson and tests of compatibility of its couplings with the standard model predictions using proton collisions at 7 and 8 TeV*, *Eur. Phys. J. C* **75** (2015) 212 [[arXiv:1412.8662](#)] [[INSPIRE](#)].
- [15] CMS collaboration, *Study of the mass and spin-parity of the Higgs boson candidate via its decays to Z boson pairs*, *Phys. Rev. Lett.* **110** (2013) 081803 [[arXiv:1212.6639](#)] [[INSPIRE](#)].
- [16] ATLAS collaboration, *Evidence for the spin-0 nature of the Higgs boson using ATLAS data*, *Phys. Lett. B* **726** (2013) 120 [[arXiv:1307.1432](#)] [[INSPIRE](#)].
- [17] ATLAS and CMS collaborations, *Measurements of the Higgs boson production and decay rates and constraints on its couplings from a combined ATLAS and CMS analysis of the LHC pp collision data at $\sqrt{s} = 7$ and 8 TeV*, *JHEP* **08** (2016) 045 [[arXiv:1606.02266](#)] [[INSPIRE](#)].
- [18] CMS collaboration, *Measurements of properties of the Higgs boson decaying into the four-lepton final state in pp collisions at $\sqrt{s} = 13$ TeV*, *JHEP* **11** (2017) 047 [[arXiv:1706.09936](#)] [[INSPIRE](#)].

- [19] CMS collaboration, *Measurement of the top quark mass using proton-proton data at $\sqrt{s} = 7$ and 8 TeV*, *Phys. Rev. D* **93** (2016) 072004 [[arXiv:1509.04044](#)] [[INSPIRE](#)].
- [20] ATLAS collaboration, *Evidence for the associated production of the Higgs boson and a top quark pair with the ATLAS detector*, *Phys. Rev. D* **97** (2018) 072003 [[arXiv:1712.08891](#)] [[INSPIRE](#)].
- [21] CMS collaboration, *Search for the associated production of the Higgs boson with a top-quark pair*, *JHEP* **09** (2014) 087 [Erratum *ibid.* **10** (2014) 106] [[arXiv:1408.1682](#)] [[INSPIRE](#)].
- [22] CMS collaboration, *Evidence for associated production of a Higgs boson with a top quark pair in final states with electrons, muons and hadronically decaying τ leptons at $\sqrt{s} = 13$ TeV*, [arXiv:1803.05485](#) [[INSPIRE](#)].
- [23] CMS collaboration, *Search for a standard model Higgs boson produced in association with a top-quark pair and decaying to bottom quarks using a matrix element method*, *Eur. Phys. J. C* **75** (2015) 251 [[arXiv:1502.02485](#)] [[INSPIRE](#)].
- [24] ATLAS collaboration, *Search for the standard model Higgs boson produced in association with top quarks and decaying into a $b\bar{b}$ pair in pp collisions at $\sqrt{s} = 13$ TeV with the ATLAS detector*, *Phys. Rev. D* **97** (2018) 072016 [[arXiv:1712.08895](#)] [[INSPIRE](#)].
- [25] ATLAS collaboration, *Search for the standard model Higgs boson decaying into $b\bar{b}$ produced in association with top quarks decaying hadronically in pp collisions at $\sqrt{s} = 8$ TeV with the ATLAS detector*, *JHEP* **05** (2016) 160 [[arXiv:1604.03812](#)] [[INSPIRE](#)].
- [26] D0 collaboration, V.M. Abazov et al., *A precision measurement of the mass of the top quark*, *Nature* **429** (2004) 638 [[hep-ex/0406031](#)] [[INSPIRE](#)].
- [27] D0 collaboration, V.M. Abazov et al., *Helicity of the W boson in lepton + jets $t\bar{t}$ events*, *Phys. Lett. B* **617** (2005) 1 [[hep-ex/0404040](#)] [[INSPIRE](#)].
- [28] CDF collaboration, T. Aaltonen et al., *Search for a Higgs boson in $WH \rightarrow \ell\nu b\bar{b}$ in pp collisions at $\sqrt{s} = 1.96$ TeV*, *Phys. Rev. Lett.* **103** (2009) 101802 [[arXiv:0906.5613](#)] [[INSPIRE](#)].
- [29] CMS collaboration, *The CMS trigger system*, *2017 JINST* **12** P01020 [[arXiv:1609.02366](#)] [[INSPIRE](#)].
- [30] CMS collaboration, *The CMS experiment at the CERN LHC*, *2008 JINST* **3** S08004 [[INSPIRE](#)].
- [31] GEANT4 collaboration, S. Agostinelli et al., *GEANT4 — a simulation toolkit*, *Nucl. Instrum. Meth. A* **506** (2003) 250 [[INSPIRE](#)].
- [32] P. Nason, *A new method for combining NLO QCD with shower Monte Carlo algorithms*, *JHEP* **11** (2004) 040 [[hep-ph/0409146](#)] [[INSPIRE](#)].
- [33] S. Frixione, P. Nason and C. Oleari, *Matching NLO QCD computations with Parton Shower simulations: the POWHEG method*, *JHEP* **11** (2007) 070 [[arXiv:0709.2092](#)] [[INSPIRE](#)].
- [34] S. Alioli, P. Nason, C. Oleari and E. Re, *A general framework for implementing NLO calculations in shower Monte Carlo programs: the POWHEG BOX*, *JHEP* **06** (2010) 043 [[arXiv:1002.2581](#)] [[INSPIRE](#)].
- [35] H.B. Hartanto, B. Jager, L. Reina and D. Wackerroth, *Higgs boson production in association with top quarks in the POWHEG BOX*, *Phys. Rev. D* **91** (2015) 094003 [[arXiv:1501.04498](#)] [[INSPIRE](#)].

- [36] NNPDF collaboration, R.D. Ball et al., *Parton distributions for the LHC Run II*, *JHEP* **04** (2015) 040 [[arXiv:1410.8849](#)] [[INSPIRE](#)].
- [37] T. Sjöstrand et al., *An introduction to PYTHIA 8.2*, *Comput. Phys. Commun.* **191** (2015) 159 [[arXiv:1410.3012](#)] [[INSPIRE](#)].
- [38] J.M. Campbell, R.K. Ellis, P. Nason and E. Re, *Top-pair production and decay at NLO matched with parton showers*, *JHEP* **04** (2015) 114 [[arXiv:1412.1828](#)] [[INSPIRE](#)].
- [39] S. Alioli, P. Nason, C. Oleari and E. Re, *NLO single-top production matched with shower in POWHEG: s- and t-channel contributions*, *JHEP* **09** (2009) 111 [Erratum *ibid.* **02** (2010) 011] [[arXiv:0907.4076](#)] [[INSPIRE](#)].
- [40] E. Re, *Single-top Wt-channel production matched with parton showers using the POWHEG method*, *Eur. Phys. J. C* **71** (2011) 1547 [[arXiv:1009.2450](#)] [[INSPIRE](#)].
- [41] J. Alwall et al., *The automated computation of tree-level and next-to-leading order differential cross sections and their matching to parton shower simulations*, *JHEP* **07** (2014) 079 [[arXiv:1405.0301](#)] [[INSPIRE](#)].
- [42] R. Frederix and S. Frixione, *Merging meets matching in MC@NLO*, *JHEP* **12** (2012) 061 [[arXiv:1209.6215](#)] [[INSPIRE](#)].
- [43] J. Alwall et al., *Comparative study of various algorithms for the merging of parton showers and matrix elements in hadronic collisions*, *Eur. Phys. J. C* **53** (2008) 473 [[arXiv:0706.2569](#)] [[INSPIRE](#)].
- [44] CMS collaboration, *Event generator tunes obtained from underlying event and multiparton scattering measurements*, *Eur. Phys. J. C* **76** (2016) 155 [[arXiv:1512.00815](#)] [[INSPIRE](#)].
- [45] P. Skands, S. Carrazza and J. Rojo, *Tuning PYTHIA 8.1: the Monash 2013 Tune*, *Eur. Phys. J. C* **74** (2014) 3024 [[arXiv:1404.5630](#)] [[INSPIRE](#)].
- [46] N. Kidonakis, *Top quark production*, in the proceedings of the *Helmholtz International Summer School on Physics of Heavy Quarks and Hadrons (HQ 2013)*, July 15–23, Dubna, Russia (2014), [[arXiv:1311.0283](#)].
- [47] J.M. Campbell, R.K. Ellis and C. Williams, *Vector boson pair production at the LHC*, *JHEP* **07** (2011) 018 [[arXiv:1105.0020](#)] [[INSPIRE](#)].
- [48] F. Maltoni, D. Pagani and I. Tsinikos, *Associated production of a top-quark pair with vector bosons at NLO in QCD: impact on $t\bar{t}H$ searches at the LHC*, *JHEP* **02** (2016) 113 [[arXiv:1507.05640](#)] [[INSPIRE](#)].
- [49] LHC HIGGS CROSS SECTION WORKING GROUP collaboration, D. de Florian et al., *Handbook of LHC Higgs Cross Sections: 4. Deciphering the nature of the Higgs sector*, *CYRM-2017-002* (2017), [[arXiv:1610.07922](#)] [[INSPIRE](#)].
- [50] M. Czakon and A. Mitov, *Top++: a program for the calculation of the top-pair cross-section at hadron colliders*, *Comput. Phys. Commun.* **185** (2014) 2930 [[arXiv:1112.5675](#)] [[INSPIRE](#)].
- [51] CMS collaboration, *Measurement of the differential cross sections for top quark pair production as a function of kinematic event variables in pp collisions at $\sqrt{s} = 7$ and 8 TeV*, *Phys. Rev. D* **94** (2016) 052006 [[arXiv:1607.00837](#)] [[INSPIRE](#)].
- [52] CMS collaboration, *Particle-flow reconstruction and global event description with the CMS detector*, *2017 JINST* **12** P10003 [[arXiv:1706.04965](#)] [[INSPIRE](#)].

- [53] M. Cacciari, G.P. Salam and G. Soyez, *The anti- k_t jet clustering algorithm*, *JHEP* **04** (2008) 063 [[arXiv:0802.1189](#)] [[INSPIRE](#)].
- [54] M. Cacciari, G.P. Salam and G. Soyez, *FastJet user manual*, *Eur. Phys. J. C* **72** (2012) 1896 [[arXiv:1111.6097](#)] [[INSPIRE](#)].
- [55] CMS collaboration, *Determination of jet energy calibration and transverse momentum resolution in CMS*, *2011 JINST* **6** P11002 [[arXiv:1107.4277](#)] [[INSPIRE](#)].
- [56] CMS collaboration, *Jet energy scale and resolution in the CMS experiment in pp collisions at 8 TeV*, *2017 JINST* **12** P02014 [[arXiv:1607.03663](#)] [[INSPIRE](#)].
- [57] CMS collaboration, *Identification of b-quark jets with the CMS experiment*, *2013 JINST* **8** P04013 [[arXiv:1211.4462](#)] [[INSPIRE](#)].
- [58] CMS collaboration, *Identification of heavy-flavour jets with the CMS detector in pp collisions at 13 TeV*, *2018 JINST* **13** P05011 [[arXiv:1712.07158](#)] [[INSPIRE](#)].
- [59] CMS collaboration, *Measurements of inclusive W and Z cross sections in pp collisions at $\sqrt{s} = 7$ TeV*, *JHEP* **01** (2011) 080 [[arXiv:1012.2466](#)] [[INSPIRE](#)].
- [60] CMS Collaboration, *Performance of quark/gluon discrimination in 8 TeV pp data*, *CMS-PAS-JME-13-002* (2013).
- [61] CMS Collaboration, *Performance of quark/gluon discrimination in 13 TeV data*, *CMS-DP-2016-070* (2016).
- [62] S. Dawson, C. Jackson, L.H. Orr, L. Reina and D. Wackerth, *Associated Higgs production with top quarks at the large hadron collider: NLO QCD corrections*, *Phys. Rev. D* **68** (2003) 034022 [[hep-ph/0305087](#)] [[INSPIRE](#)].
- [63] G.P. Lepage, *A new algorithm for adaptive multidimensional integration*, *J. Comput. Phys.* **27** (1978) 192 [[INSPIRE](#)].
- [64] A. Buckley et al., *LHAPDF6: parton density access in the LHC precision era*, *Eur. Phys. J. C* **75** (2015) 132 [[arXiv:1412.7420](#)] [[INSPIRE](#)].
- [65] P.M. Nadolsky et al., *Implications of CTEQ global analysis for collider observables*, *Phys. Rev. D* **78** (2008) 013004 [[arXiv:0802.0007](#)] [[INSPIRE](#)].
- [66] F. Cascioli, P. Maierhofer and S. Pozzorini, *Scattering amplitudes with open loops*, *Phys. Rev. Lett.* **108** (2012) 111601 [[arXiv:1111.5206](#)] [[INSPIRE](#)].
- [67] N. Kauer, *Narrow-width approximation limitations*, *Phys. Lett. B* **649** (2007) 413 [[hep-ph/0703077](#)] [[INSPIRE](#)].
- [68] CMS collaboration, *CMS luminosity measurements for the 2016 data taking period*, *CMS-PAS-LUM-17-001* (2017).
- [69] CMS collaboration, *Measurements of $t\bar{t}$ cross sections in association with b jets and inclusive jets and their ratio using dilepton final states in pp collisions at $\sqrt{s} = 13$ TeV*, *Phys. Lett. B* **776** (2018) 355 [[arXiv:1705.10141](#)] [[INSPIRE](#)].
- [70] J. Butterworth et al., *PDF4LHC recommendations for LHC Run II*, *J. Phys. G* **43** (2016) 023001 [[arXiv:1510.03865](#)] [[INSPIRE](#)].
- [71] R.J. Barlow and C. Beeston, *Fitting using finite Monte Carlo samples*, *Comput. Phys. Commun.* **77** (1993) 219 [[INSPIRE](#)].

- [72] J.S. Conway, *Incorporating nuisance parameters in likelihoods for multisource spectra*, in the proceedings of the *PHYSTAT 2011 Workshop on Statistical Issues Related to Discovery Claims in Search Experiments and Unfolding*, January 17–20, CERN, Geneva, Switzerland (2011), [arXiv:1103.0354](#) [[INSPIRE](#)].
- [73] ATLAS and CMS collaborations and The LHC Higgs Combination Group, *Procedure for the LHC Higgs boson search combination in Summer 2011*, [CMS-NOTE-2011-005](#) (2011).
- [74] G. Cowan, K. Cranmer, E. Gross and O. Vitells, *Asymptotic formulae for likelihood-based tests of new physics*, *Eur. Phys. J. C* **71** (2011) 1554 [*Erratum ibid.* **C 73** (2013) 2501] [[arXiv:1007.1727](#)] [[INSPIRE](#)].
- [75] T. Junk, *Confidence level computation for combining searches with small statistics*, *Nucl. Instrum. Meth. A* **434** (1999) 435 [[hep-ex/9902006](#)] [[INSPIRE](#)].
- [76] A.L. Read, *Presentation of search results: the $CL(s)$ technique*, *J. Phys. G* **28** (2002) 2693 [[INSPIRE](#)].

The CMS collaboration

Yerevan Physics Institute, Yerevan, Armenia

A.M. Sirunyan, A. Tumasyan

Institut für Hochenergiephysik, Wien, Austria

W. Adam, F. Ambrogio, E. Asilar, T. Bergauer, J. Brandstetter, E. Brondolin, M. Dragicevic, J. Erö, A. Escalante Del Valle, M. Flechl, M. Friedl, R. Frühwirth¹, V.M. Ghete, J. Grossmann, J. Hrubec, M. Jeitler¹, A. König, N. Krammer, I. Krätschmer, D. Liko, T. Madlener, I. Mikulec, E. Pree, N. Rad, H. Rohringer, J. Schieck¹, R. Schöffbeck, M. Spanring, D. Spitzbart, A. Taurok, W. Waltenberger, J. Wittmann, C.-E. Wulz¹, M. Zarucki

Institute for Nuclear Problems, Minsk, Belarus

V. Chekhovsky, V. Mossolov, J. Suarez Gonzalez

Universiteit Antwerpen, Antwerpen, Belgium

E.A. De Wolf, D. Di Croce, X. Janssen, J. Lauwers, M. Pieters, M. Van De Klundert, H. Van Haevermaet, P. Van Mechelen, N. Van Remortel

Vrije Universiteit Brussel, Brussel, Belgium

S. Abu Zeid, F. Blekman, J. D'Hondt, I. De Bruyn, J. De Clercq, K. Deroover, G. Flouris, D. Lontkovskiy, S. Lowette, I. Marchesini, S. Moortgat, L. Moreels, Q. Python, K. Skovpen, S. Tavernier, W. Van Doninck, P. Van Mulders, I. Van Parijs

Université Libre de Bruxelles, Bruxelles, Belgium

D. Beghin, B. Bilin, H. Brun, B. Clerbaux, G. De Lentdecker, H. Delannoy, B. Dorney, G. Fasanella, L. Favart, R. Goldouzian, A. Grebenyuk, A.K. Kalsi, T. Lenzi, J. Luetic, T. Seva, E. Starling, C. Vander Velde, P. Vanlaer, D. Vannerom, R. Yonamine

Ghent University, Ghent, Belgium

T. Cornelis, D. Dobur, A. Fagot, M. Gul, I. Khvastunov², D. Poyraz, C. Roskas, D. Trocino, M. Tytgat, W. Verbeke, B. Vermassen, M. Vit, N. Zaganidis

Université Catholique de Louvain, Louvain-la-Neuve, Belgium

H. Bakhshiansohi, O. Bondu, S. Brochet, G. Bruno, C. Caputo, A. Caudron, P. David, S. De Visscher, C. Delaere, M. Delcourt, B. Francois, A. Giammanco, G. Krintiras, V. Lemaitre, A. Magitteri, A. Mertens, M. Musich, K. Piotrkowski, L. Quertenmont, A. Saggio, M. Vidal Marono, S. Wertz, J. Zobec

Centro Brasileiro de Pesquisas Fisicas, Rio de Janeiro, Brazil

W.L. Aldá Júnior, F.L. Alves, G.A. Alves, L. Brito, G. Correia Silva, C. Hensel, A. Moraes, M.E. Pol, P. Rebello Teles

Universidade do Estado do Rio de Janeiro, Rio de Janeiro, Brazil

E. Belchior Batista Das Chagas, W. Carvalho, J. Chinellato³, E. Coelho, E.M. Da Costa, G.G. Da Silveira⁴, D. De Jesus Damiao, S. Fonseca De Souza, H. Malbouisson, M. Medina Jaime⁵, M. Melo De Almeida, C. Mora Herrera, L. Mundim, H. Nogima, L.J. Sanchez

Rosas, A. Santoro, A. Sznajder, M. Thiel, E.J. Tonelli Manganote³, F. Torres Da Silva De Araujo, A. Vilela Pereira

Universidade Estadual Paulista^a, Universidade Federal do ABC^b, São Paulo, Brazil

S. Ahuja^a, C.A. Bernardes^a, L. Calligaris^a, T.R. Fernandez Perez Tomei^a, E.M. Gregores^b, P.G. Mercadante^b, S.F. Novaes^a, Sandra S. Padula^a, D. Romero Abad^b, J.C. Ruiz Vargas^a

Institute for Nuclear Research and Nuclear Energy, Bulgarian Academy of Sciences, Sofia, Bulgaria

A. Aleksandrov, R. Hadjiiska, P. Iaydjiev, A. Marinov, M. Misheva, M. Rodozov, M. Shopova, G. Sultanov

University of Sofia, Sofia, Bulgaria

A. Dimitrov, L. Litov, B. Pavlov, P. Petkov

Beihang University, Beijing, China

W. Fang⁶, X. Gao⁶, L. Yuan

Institute of High Energy Physics, Beijing, China

M. Ahmad, J.G. Bian, G.M. Chen, H.S. Chen, M. Chen, Y. Chen, C.H. Jiang, D. Leggat, H. Liao, Z. Liu, F. Romeo, S.M. Shaheen, A. Spiezia, J. Tao, C. Wang, Z. Wang, E. Yazgan, H. Zhang, J. Zhao

State Key Laboratory of Nuclear Physics and Technology, Peking University, Beijing, China

Y. Ban, G. Chen, J. Li, Q. Li, S. Liu, Y. Mao, S.J. Qian, D. Wang, Z. Xu

Tsinghua University, Beijing, China

Y. Wang

Universidad de Los Andes, Bogota, Colombia

C. Avila, A. Cabrera, C.A. Carrillo Montoya, L.F. Chaparro Sierra, C. Florez, C.F. González Hernández, M.A. Segura Delgado

University of Split, Faculty of Electrical Engineering, Mechanical Engineering and Naval Architecture, Split, Croatia

B. Courbon, N. Godinovic, D. Lelas, I. Puljak, P.M. Ribeiro Cipriano, T. Sculac

University of Split, Faculty of Science, Split, Croatia

Z. Antunovic, M. Kovac

Institute Rudjer Boskovic, Zagreb, Croatia

V. Brigljevic, D. Ferencek, K. Kadija, B. Mesic, A. Starodumov⁷, T. Susa

University of Cyprus, Nicosia, Cyprus

M.W. Ather, A. Attikis, G. Mavromanolakis, J. Mousa, C. Nicolaou, F. Ptochos, P.A. Razis, H. Rykaczewski

Charles University, Prague, Czech Republic

M. Finger⁸, M. Finger Jr.⁸

Universidad San Francisco de Quito, Quito, Ecuador

E. Carrera Jarrin

**Academy of Scientific Research and Technology of the Arab Republic of Egypt,
Egyptian Network of High Energy Physics, Cairo, Egypt**

A.A. Abdelalim^{9,10}, A. Ellithi Kamel¹¹, S. Khalil¹⁰

National Institute of Chemical Physics and Biophysics, Tallinn, Estonia

S. Bhowmik, R.K. Dewanjee, M. Kadastik, L. Perrini, M. Raidal, C. Veelken

Department of Physics, University of Helsinki, Helsinki, Finland

P. Eerola, H. Kirschenmann, J. Pekkanen, M. Voutilainen

Helsinki Institute of Physics, Helsinki, Finland

J. Havukainen, J.K. Heikkilä, T. Järvinen, V. Karimäki, R. Kinnunen, T. Lampén,
K. Lassila-Perini, S. Laurila, S. Lehti, T. Lindén, P. Luukka, T. Mäenpää, H. Siikonen,
E. Tuominen, J. Tuominiemi

Lappeenranta University of Technology, Lappeenranta, Finland

T. Tuuva

IRFU, CEA, Université Paris-Saclay, Gif-sur-Yvette, France

M. Besancon, F. Couderc, M. Dejardin, D. Denegri, J.L. Faure, F. Ferri, S. Ganjour,
S. Ghosh, A. Givernaud, P. Gras, G. Hamel de Monchenault, P. Jarry, C. Leloup, E. Locci,
M. Machet, J. Malcles, G. Negro, J. Rander, A. Rosowsky, M.Ö. Sahin, M. Titov

Laboratoire Leprince-Ringuet, Ecole polytechnique, CNRS/IN2P3, Université Paris-Saclay, Palaiseau, France

A. Abdulsalam¹², C. Amendola, I. Antropov, S. Baffioni, F. Beaudette, P. Busson,
L. Cadamuro, C. Charlot, R. Granier de Cassagnac, M. Jo, I. Kucher, S. Lisniak,
A. Lobanov, J. Martin Blanco, M. Nguyen, C. Ochando, G. Ortona, P. Paganini, P. Pigard,
R. Salerno, J.B. Sauvan, Y. Sirois, A.G. Stahl Leiton, Y. Yilmaz, A. Zabi, A. Zghiche

Université de Strasbourg, CNRS, IPHC UMR 7178, F-67000 Strasbourg, France

J.-L. Agram¹³, J. Andrea, D. Bloch, J.-M. Brom, E.C. Chabert, C. Collard, E. Conte¹³,
X. Coubez, F. Drouhin¹³, J.-C. Fontaine¹³, D. Gelé, U. Goerlach, M. Jansová, P. Juillot,
A.-C. Le Bihan, N. Tonon, P. Van Hove

**Centre de Calcul de l'Institut National de Physique Nucleaire et de Physique
des Particules, CNRS/IN2P3, Villeurbanne, France**

S. Gadrat

**Université de Lyon, Université Claude Bernard Lyon 1, CNRS-IN2P3, Institut
de Physique Nucléaire de Lyon, Villeurbanne, France**

S. Beauceron, C. Bernet, G. Boudoul, N. Chanon, R. Chierici, D. Contardo, P. Depasse,
H. El Mamouni, J. Fay, L. Finco, S. Gascon, M. Gouzevitch, G. Grenier, B. Ille, F. Lagarde,
I.B. Laktineh, H. Lattaud, M. Lethuillier, L. Mirabito, A.L. Pequegnot, S. Perries,
A. Popov¹⁴, V. Sordini, M. Vander Donckt, S. Viret, S. Zhang

Georgian Technical University, Tbilisi, GeorgiaA. Khvedelidze⁸**Tbilisi State University, Tbilisi, Georgia**Z. Tsamalaidze⁸**RWTH Aachen University, I. Physikalisches Institut, Aachen, Germany**C. Autermann, L. Feld, M.K. Kiesel, K. Klein, M. Lipinski, M. Preuten, M.P. Rauch, C. Schomakers, J. Schulz, M. Teroerde, B. Wittmer, V. Zhukov¹⁴**RWTH Aachen University, III. Physikalisches Institut A, Aachen, Germany**

A. Albert, D. Duchardt, M. Endres, M. Erdmann, S. Erdweg, T. Esch, R. Fischer, A. Güth, T. Hebbeker, C. Heidemann, K. Hoepfner, S. Knutzen, M. Merschmeyer, A. Meyer, P. Millet, S. Mukherjee, T. Pook, M. Radziej, H. Reithler, M. Rieger, F. Scheuch, D. Teyssier, S. Thüer

RWTH Aachen University, III. Physikalisches Institut B, Aachen, GermanyG. Flügge, B. Kargoll, T. Kress, A. Künsken, T. Müller, A. Nehr Korn, A. Nowack, C. Pistone, O. Pooth, A. Stahl¹⁵**Deutsches Elektronen-Synchrotron, Hamburg, Germany**M. Aldaya Martin, T. Arndt, C. Asawatangtrakuldee, K. Beernaert, O. Behnke, U. Behrens, A. Bermúdez Martínez, A.A. Bin Anuar, K. Borras¹⁶, V. Botta, A. Campbell, P. Connor, C. Contreras-Campana, F. Costanza, V. Danilov, A. De Wit, C. Diez Pardos, D. Domínguez Damiani, G. Eckerlin, D. Eckstein, T. Eichhorn, A. Elwood, E. Eren, E. Gallo¹⁷, J. Garay Garcia, A. Geiser, J.M. Grados Luyando, A. Grohsjean, P. Gunnellini, M. Guthoff, A. Harb, J. Hauk, H. Jung, M. Kasemann, J. Keaveney, C. Kleinwort, J. Knolle, I. Korol, D. Krücker, W. Lange, A. Lelek, T. Lenz, K. Lipka, W. Lohmann¹⁸, R. Mankel, I.-A. Melzer-Pellmann, A.B. Meyer, M. Meyer, M. Missiroli, G. Mittag, J. Mnich, A. Mussgiller, D. Pitzl, A. Raspereza, M. Savitskyi, P. Saxena, R. Shevchenko, N. Stefaniuk, H. Tholen, G.P. Van Onsem, R. Walsh, Y. Wen, K. Wichmann, C. Wissing, O. Zenaiev**University of Hamburg, Hamburg, Germany**

R. Aggleton, S. Bein, V. Blobel, M. Centis Vignali, T. Dreyer, E. Garutti, D. Gonzalez, J. Haller, A. Hinzmann, M. Hoffmann, A. Karavdina, G. Kasieczka, R. Klanner, R. Kogler, N. Kovalchuk, S. Kurz, V. Kutzner, J. Lange, D. Marconi, J. Multhaupt, M. Niedziela, D. Nowatschin, T. Peiffer, A. Perieanu, A. Reimers, C. Scharf, P. Schlexer, A. Schmidt, S. Schumann, J. Schwandt, J. Sonneveld, H. Stadie, G. Steinbrück, F.M. Stober, M. Stöver, D. Troendle, E. Usai, A. Vanhoefer, B. Vormwald

Institut für Experimentelle Teilchenphysik, Karlsruhe, GermanyM. Akbiyik, C. Barth, M. Baselga, S. Baur, E. Butz, R. Caspart, T. Chwalek, F. Colombo, W. De Boer, A. Dierlamm, N. Faltermann, B. Freund, R. Friese, M. Giffels, M.A. Harrendorf, F. Hartmann¹⁵, S.M. Heindl, U. Husemann, F. Kassel¹⁵, S. Kudella, H. Mildner, M.U. Mozer, Th. Müller, M. Plagge, G. Quast, K. Rabbertz, M. Schröder, I. Shvetsov,

G. Sieber, H.J. Simonis, R. Ulrich, S. Wayand, M. Weber, T. Weiler, S. Williamson, C. Wöhrmann, R. Wolf

Institute of Nuclear and Particle Physics (INPP), NCSR Demokritos, Aghia Paraskevi, Greece

G. Anagnostou, G. Daskalakis, T. Gerasis, A. Kyriakis, D. Loukas, I. Topsis-Giotis

National and Kapodistrian University of Athens, Athens, Greece

G. Karathanasis, S. Kesisoglou, A. Panagiotou, N. Saoulidou, E. Tziaferi

National Technical University of Athens, Athens, Greece

K. Kousouris, I. Papakrivopoulos

University of Ioánnina, Ioánnina, Greece

I. Evangelou, C. Foudas, P. Giannelis, P. Katsoulis, P. Kokkas, S. Mallios, N. Manthos, I. Papadopoulos, E. Paradis, J. Strologas, F.A. Triantis, D. Tsitsonis

MTA-ELTE Lendület CMS Particle and Nuclear Physics Group, Eötvös Loránd University, Budapest, Hungary

M. Csanad, N. Filipovic, G. Pasztor, O. Surányi, G.I. Veres

Wigner Research Centre for Physics, Budapest, Hungary

G. Bencze, C. Hajdu, D. Horvath¹⁹, Á. Hunyadi, F. Sikler, V. Veszpremi, G. Vesztergombi[†], T.Á. Vámi

Institute of Nuclear Research ATOMKI, Debrecen, Hungary

N. Beni, S. Czellar, J. Karancsi²⁰, A. Makovec, J. Molnar, Z. Szillasi

Institute of Physics, University of Debrecen, Debrecen, Hungary

M. Bartók²¹, P. Raics, Z.L. Trocsanyi, B. Ujvari

Indian Institute of Science (IISc), Bangalore, India

S. Choudhury, J.R. Komaragiri

National Institute of Science Education and Research, Bhubaneswar, India

S. Bahinipati²², P. Mal, K. Mandal, A. Nayak²³, D.K. Sahoo²², S.K. Swain

Panjab University, Chandigarh, India

S. Bansal, S.B. Beri, V. Bhatnagar, S. Chauhan, R. Chawla, N. Dhingra, R. Gupta, A. Kaur, M. Kaur, S. Kaur, R. Kumar, P. Kumari, M. Lohan, A. Mehta, S. Sharma, J.B. Singh, G. Walia

University of Delhi, Delhi, India

Ashok Kumar, Aashaq Shah, A. Bhardwaj, B.C. Choudhary, R.B. Garg, S. Keshri, A. Kumar, S. Malhotra, M. Naimuddin, K. Ranjan, R. Sharma

Saha Institute of Nuclear Physics, HBNI, Kolkata, India

R. Bhardwaj²⁴, R. Bhattacharya, S. Bhattacharya, U. Bhawandeep²⁴, D. Bhowmik, S. Dey, S. Dutt²⁴, S. Dutta, S. Ghosh, N. Majumdar, K. Mondal, S. Mukhopadhyay, S. Nandan, A. Purohit, P.K. Rout, A. Roy, S. Roy Chowdhury, S. Sarkar, M. Sharan, B. Singh, S. Thakur²⁴

Indian Institute of Technology Madras, Madras, India

P.K. Behera

Bhabha Atomic Research Centre, Mumbai, India

R. Chudasama, D. Dutta, V. Jha, V. Kumar, A.K. Mohanty¹⁵, P.K. Netrakanti, L.M. Pant, P. Shukla, A. Topkar

Tata Institute of Fundamental Research-A, Mumbai, India

T. Aziz, S. Dugad, B. Mahakud, S. Mitra, G.B. Mohanty, N. Sur, B. Sutar

Tata Institute of Fundamental Research-B, Mumbai, India

S. Banerjee, S. Bhattacharya, S. Chatterjee, P. Das, M. Guchait, Sa. Jain, S. Kumar, M. Maity²⁵, G. Majumder, K. Mazumdar, N. Sahoo, T. Sarkar²⁵, N. Wickramage²⁶

Indian Institute of Science Education and Research (IISER), Pune, India

S. Chauhan, S. Dube, V. Hegde, A. Kapoor, K. Kothekar, S. Pandey, A. Rane, S. Sharma

Institute for Research in Fundamental Sciences (IPM), Tehran, Iran

S. Chenarani²⁷, E. Eskandari Tadavani, S.M. Etesami²⁷, M. Khakzad, M. Mohammadi Najafabadi, M. Naseri, S. Paktinat Mehdiabadi²⁸, F. Rezaei Hosseinabadi, B. Safarzadeh²⁹, M. Zeinali

University College Dublin, Dublin, Ireland

M. Felcini, M. Grunewald

INFN Sezione di Bari^a, Università di Bari^b, Politecnico di Bari^c, Bari, Italy

M. Abbrescia^{a,b}, C. Calabria^{a,b}, A. Colaleo^a, D. Creanza^{a,c}, L. Cristella^{a,b}, N. De Filippis^{a,c}, M. De Palma^{a,b}, A. Di Florio^{a,b}, F. Errico^{a,b}, L. Fiore^a, A. Gelmi^{a,b}, G. Iaselli^{a,c}, S. Lezki^{a,b}, G. Maggi^{a,c}, M. Maggi^a, B. Marangelli^{a,b}, G. Miniello^{a,b}, S. My^{a,b}, S. Nuzzo^{a,b}, A. Pompili^{a,b}, G. Pugliese^{a,c}, R. Radogna^a, A. Ranieri^a, G. Selvaggi^{a,b}, A. Sharma^a, L. Silvestris^{a,15}, R. Venditti^a, P. Verwilligen^a, G. Zito^a

INFN Sezione di Bologna^a, Università di Bologna^b, Bologna, Italy

G. Abbiendi^a, C. Battilana^{a,b}, D. Bonacorsi^{a,b}, L. Borgonovi^{a,b}, S. Braibant-Giacomelli^{a,b}, L. Brigliadori^{a,b}, R. Campanini^{a,b}, P. Capiluppi^{a,b}, A. Castro^{a,b}, F.R. Cavallo^a, S.S. Chhibra^{a,b}, G. Codispoti^{a,b}, M. Cuffiani^{a,b}, G.M. Dallavalle^a, F. Fabbri^a, A. Fanfani^{a,b}, D. Fasanella^{a,b}, P. Giacomelli^a, C. Grandi^a, L. Guiducci^{a,b}, S. Marcellini^a, G. Masetti^a, A. Montanari^a, F.L. Navarria^{a,b}, A. Perrotta^a, A.M. Rossi^{a,b}, T. Rovelli^{a,b}, G.P. Siroli^{a,b}, N. Tosi^a

INFN Sezione di Catania^a, Università di Catania^b, Catania, Italy

S. Albergo^{a,b}, S. Costa^{a,b}, A. Di Mattia^a, F. Giordano^{a,b}, R. Potenza^{a,b}, A. Tricomi^{a,b}, C. Tuve^{a,b}

INFN Sezione di Firenze^a, Università di Firenze^b, Firenze, Italy

G. Barbagli^a, K. Chatterjee^{a,b}, V. Ciulli^{a,b}, C. Civinini^a, R. D'Alessandro^{a,b}, E. Focardi^{a,b}, G. Latino, P. Lenzi^{a,b}, M. Meschini^a, S. Paoletti^a, L. Russo^{a,30}, G. Sguazzoni^a, D. Strom^a, L. Viliani^a

INFN Laboratori Nazionali di Frascati, Frascati, ItalyL. Benussi, S. Bianco, F. Fabbri, D. Piccolo, F. Primavera¹⁵**INFN Sezione di Genova^a, Università di Genova^b, Genova, Italy**V. Calvelli^{a,b}, F. Ferro^a, F. Ravera^{a,b}, E. Robutti^a, S. Tosi^{a,b}**INFN Sezione di Milano-Bicocca^a, Università di Milano-Bicocca^b, Milano, Italy**A. Benaglia^a, A. Beschi^b, L. Brianza^{a,b}, F. Brivio^{a,b}, V. Ciriolo^{a,b,15}, M.E. Dinardo^{a,b}, S. Fiorendi^{a,b}, S. Gennai^a, A. Ghezzi^{a,b}, P. Govoni^{a,b}, M. Malberti^{a,b}, S. Malvezzi^a, R.A. Manzoni^{a,b}, D. Menasce^a, L. Moroni^a, M. Paganoni^{a,b}, K. Pauwels^{a,b}, D. Pedrini^a, S. Pigazzini^{a,b,31}, S. Ragazzi^{a,b}, T. Tabarelli de Fatis^{a,b}**INFN Sezione di Napoli^a, Università di Napoli 'Federico II'^b, Napoli, Italy, Università della Basilicata^c, Potenza, Italy, Università G. Marconi^d, Roma, Italy**S. Buontempo^a, N. Cavallo^{a,c}, S. Di Guida^{a,d,15}, F. Fabozzi^{a,c}, F. Fienga^{a,b}, G. Galati^{a,b}, A.O.M. Iorio^{a,b}, W.A. Khan^a, L. Lista^a, S. Meola^{a,d,15}, P. Paolucci^{a,15}, C. Sciacca^{a,b}, F. Thyssen^a, E. Voevodina^{a,b}**INFN Sezione di Padova^a, Università di Padova^b, Padova, Italy, Università di Trento^c, Trento, Italy**P. Azzi^a, N. Bacchetta^a, L. Benato^{a,b}, D. Bisello^{a,b}, A. Boletti^{a,b}, R. Carlin^{a,b}, A. Carvalho Antunes De Oliveira^{a,b}, P. Checchia^a, P. De Castro Manzano^a, T. Dorigo^a, U. Dosselli^a, F. Gasparini^{a,b}, U. Gasparini^{a,b}, A. Gozzelino^a, S. Lacaprara^a, M. Margoni^{a,b}, A.T. Meneguzzo^{a,b}, N. Pozzobon^{a,b}, P. Ronchese^{a,b}, R. Rossin^{a,b}, F. Simonetto^{a,b}, A. Tiko, E. Torassa^a, M. Zanetti^{a,b}, P. Zotto^{a,b}, G. Zumerle^{a,b}**INFN Sezione di Pavia^a, Università di Pavia^b, Pavia, Italy**A. Braghieri^a, A. Magnani^a, P. Montagna^{a,b}, S.P. Ratti^{a,b}, V. Re^a, M. Ressegotti^{a,b}, C. Riccardi^{a,b}, P. Salvini^a, I. Vai^{a,b}, P. Vitulo^{a,b}**INFN Sezione di Perugia^a, Università di Perugia^b, Perugia, Italy**L. Alunni Solestizi^{a,b}, M. Biasini^{a,b}, G.M. Bilei^a, C. Cecchi^{a,b}, D. Ciangottini^{a,b}, L. Fanò^{a,b}, P. Lariccia^{a,b}, R. Leonardi^{a,b}, E. Manoni^a, G. Mantovani^{a,b}, V. Mariani^{a,b}, M. Menichelli^a, A. Rossi^{a,b}, A. Santocchia^{a,b}, D. Spiga^a**INFN Sezione di Pisa^a, Università di Pisa^b, Scuola Normale Superiore di Pisa^c, Pisa, Italy**K. Androsov^a, P. Azzurri^{a,15}, G. Bagliesi^a, L. Bianchini^a, T. Boccali^a, L. Borrello, R. Castaldi^a, M.A. Ciocci^{a,b}, R. Dell'Orso^a, G. Fedi^a, L. Giannini^{a,c}, A. Giassi^a, M.T. Grippo^{a,30}, F. Ligabue^{a,c}, T. Lomtadze^a, E. Manca^{a,c}, G. Mandorli^{a,c}, A. Messineo^{a,b}, F. Palla^a, A. Rizzi^{a,b}, P. Spagnolo^a, R. Tenchini^a, G. Tonelli^{a,b}, A. Venturi^a, P.G. Verdini^a**INFN Sezione di Roma^a, Sapienza Università di Roma^b, Rome, Italy**L. Barone^{a,b}, F. Cavallari^a, M. Cipriani^{a,b}, N. Daci^a, D. Del Re^{a,b}, E. Di Marco^{a,b}, M. Diemoz^a, S. Gelli^{a,b}, E. Longo^{a,b}, B. Marzocchi^{a,b}, P. Meridiani^a, G. Organtini^{a,b}, F. Pandolfi^a, R. Paramatti^{a,b}, F. Preiato^{a,b}, S. Rahatlou^{a,b}, C. Rovelli^a, F. Santanastasio^{a,b}

INFN Sezione di Torino^a, Università di Torino^b, Torino, Italy, Università del Piemonte Orientale^c, Novara, Italy

N. Amapane^{a,b}, R. Arcidiacono^{a,c}, S. Argiro^{a,b}, M. Arneodo^{a,c}, N. Bartosik^a, R. Bellan^{a,b}, C. Biino^a, N. Cartiglia^a, R. Castello^{a,b}, F. Cenna^{a,b}, M. Costa^{a,b}, R. Covarelli^{a,b}, A. Degano^{a,b}, N. Demaria^a, B. Kiani^{a,b}, C. Mariotti^a, S. Maselli^a, E. Migliore^{a,b}, V. Monaco^{a,b}, E. Monteil^{a,b}, M. Monteno^a, M.M. Obertino^{a,b}, L. Pacher^{a,b}, N. Pastrone^a, M. Pelliccioni^a, G.L. Pinna Angioni^{a,b}, A. Romero^{a,b}, M. Ruspa^{a,c}, R. Sacchi^{a,b}, K. Shchelina^{a,b}, V. Sola^a, A. Solano^{a,b}, A. Staiano^a

INFN Sezione di Trieste^a, Università di Trieste^b, Trieste, Italy

S. Belforte^a, M. Casarsa^a, F. Cossutti^a, G. Della Ricca^{a,b}, A. Zanetti^a

Kyungpook National University

D.H. Kim, G.N. Kim, M.S. Kim, J. Lee, S. Lee, S.W. Lee, C.S. Moon, Y.D. Oh, S. Sekmen, D.C. Son, Y.C. Yang

Chonnam National University, Institute for Universe and Elementary Particles, Kwangju, Korea

H. Kim, D.H. Moon, G. Oh

Hanyang University, Seoul, Korea

J.A. Brochero Cifuentes, J. Goh, T.J. Kim

Korea University, Seoul, Korea

S. Cho, S. Choi, Y. Go, D. Gyun, S. Ha, B. Hong, Y. Jo, Y. Kim, K. Lee, K.S. Lee, S. Lee, J. Lim, S.K. Park, Y. Roh

Seoul National University, Seoul, Korea

J. Almond, J. Kim, J.S. Kim, H. Lee, K. Lee, K. Nam, S.B. Oh, B.C. Radburn-Smith, S.h. Seo, U.K. Yang, H.D. Yoo, G.B. Yu

University of Seoul, Seoul, Korea

H. Kim, J.H. Kim, J.S.H. Lee, I.C. Park

Sungkyunkwan University, Suwon, Korea

Y. Choi, C. Hwang, J. Lee, I. Yu

Vilnius University, Vilnius, Lithuania

V. Dudenas, A. Juodagalvis, J. Vaitkus

National Centre for Particle Physics, Universiti Malaya, Kuala Lumpur, Malaysia

I. Ahmed, Z.A. Ibrahim, M.A.B. Md Ali³², F. Mohamad Idris³³, W.A.T. Wan Abdullah, M.N. Yusli, Z. Zolkapli

Centro de Investigacion y de Estudios Avanzados del IPN, Mexico City, Mexico

Reyes-Almanza, R., Ramirez-Sanchez, G., Duran-Osuna, M. C., H. Castilla-Valdez, E. De La Cruz-Burelo, I. Heredia-De La Cruz³⁴, Rabadan-Trejo, R. I., R. Lopez-Fernandez, J. Mejia Guisao, A. Sanchez-Hernandez

Universidad Iberoamericana, Mexico City, Mexico

S. Carrillo Moreno, C. Oropeza Barrera, F. Vazquez Valencia

Benemerita Universidad Autonoma de Puebla, Puebla, Mexico

J. Eysermans, I. Pedraza, H.A. Salazar Ibarguen, C. Uribe Estrada

Universidad Autónoma de San Luis Potosí, San Luis Potosí, Mexico

A. Morelos Pineda

University of Auckland, Auckland, New Zealand

D. Krofcheck

University of Canterbury, Christchurch, New Zealand

S. Bheesette, P.H. Butler

National Centre for Physics, Quaid-I-Azam University, Islamabad, Pakistan

A. Ahmad, M. Ahmad, Q. Hassan, H.R. Hoorani, A. Saddique, M.A. Shah, M. Shoaib, M. Waqas

National Centre for Nuclear Research, Swierk, Poland

H. Bialkowska, M. Bluj, B. Boimska, T. Frueboes, M. Górski, M. Kazana, K. Nawrocki, M. Szleper, P. Traczyk, P. Zalewski

Institute of Experimental Physics, Faculty of Physics, University of Warsaw, Warsaw, PolandK. Bunkowski, A. Byszuk³⁵, K. Doroba, A. Kalinowski, M. Konecki, J. Krolikowski, M. Misiura, M. Olszewski, A. Pyskir, M. Walczak**Laboratório de Instrumentação e Física Experimental de Partículas, Lisboa, Portugal**

P. Bargassa, C. Beirão Da Cruz E Silva, A. Di Francesco, P. Faccioli, B. Galinhas, M. Gallinaro, J. Hollar, N. Leonardo, L. Lloret Iglesias, M.V. Nemallapudi, J. Seixas, G. Strong, O. Toldaiev, D. Vadrucchio, J. Varela

Joint Institute for Nuclear Research, Dubna, RussiaS. Afanasiev, P. Bunin, M. Gavrilenko, I. Golutvin, I. Gorbunov, A. Kamenev, V. Karjavin, A. Lanev, A. Malakhov, V. Matveev^{36,37}, P. Moiseenz, V. Palichik, V. Perelygin, S. Shmatov, S. Shulha, N. Skatchkov, V. Smirnov, N. Voytishin, A. Zarubin**Petersburg Nuclear Physics Institute, Gatchina (St. Petersburg), Russia**Y. Ivanov, V. Kim³⁸, E. Kuznetsova³⁹, P. Levchenko, V. Murzin, V. Oreshkin, I. Smirnov, D. Sosnov, V. Sulimov, L. Uvarov, S. Vavilov, A. Vorobyev**Institute for Nuclear Research, Moscow, Russia**

Yu. Andreev, A. Dermenev, S. Gninenko, N. Golubev, A. Karneyeu, M. Kirsanov, N. Krasnikov, A. Pashenkov, D. Tlisov, A. Toropin

Institute for Theoretical and Experimental Physics, Moscow, Russia

V. Epshteyn, V. Gavrilov, N. Lychkovskaya, V. Popov, I. Pozdnyakov, G. Safronov, A. Spiridonov, A. Stepenov, V. Stolin, M. Toms, E. Vlasov, A. Zhokin

Moscow Institute of Physics and Technology, Moscow, Russia

T. Aushev, A. Bylinkin³⁷

National Research Nuclear University 'Moscow Engineering Physics Institute' (MEPhI), Moscow, Russia

R. Chistov⁴⁰, M. Danilov⁴⁰, P. Parygin, D. Philippov, S. Polikarpov, E. Tarkovskii

P.N. Lebedev Physical Institute, Moscow, Russia

V. Andreev, M. Azarkin³⁷, I. Dremin³⁷, M. Kirakosyan³⁷, S.V. Rusakov, A. Terkulov

Skobeltsyn Institute of Nuclear Physics, Lomonosov Moscow State University, Moscow, Russia

A. Baskakov, A. Belyaev, E. Boos, V. Bunichev, M. Dubinin⁴¹, L. Dudko, A. Ershov, A. Gribushin, V. Klyukhin, O. Kodolova, I. Lokhtin, I. Miagkov, S. Obraztsov, S. Petrushanko, V. Savrin

Novosibirsk State University (NSU), Novosibirsk, Russia

V. Blinov⁴², D. Shtol⁴², Y. Skovpen⁴²

State Research Center of Russian Federation, Institute for High Energy Physics of NRC 'Kurchatov Institute', Protvino, Russia

I. Azhgirey, I. Bayshev, S. Bitioukov, D. Elumakhov, A. Godizov, V. Kachanov, A. Kalinin, D. Konstantinov, P. Mandrik, V. Petrov, R. Ryutin, A. Sobol, S. Troshin, N. Tyurin, A. Uzunian, A. Volkov

National Research Tomsk Polytechnic University, Tomsk, Russia

A. Babaev

University of Belgrade, Faculty of Physics and Vinca Institute of Nuclear Sciences, Belgrade, Serbia

P. Adzic⁴³, P. Cirkovic, D. Devetak, M. Dordevic, J. Milosevic

Centro de Investigaciones Energéticas Medioambientales y Tecnológicas (CIEMAT), Madrid, Spain

J. Alcaraz Maestre, I. Bachiller, M. Barrio Luna, M. Cerrada, N. Colino, B. De La Cruz, A. Delgado Peris, C. Fernandez Bedoya, J.P. Fernández Ramos, J. Flix, M.C. Fouz, O. Gonzalez Lopez, S. Goy Lopez, J.M. Hernandez, M.I. Josa, D. Moran, A. Pérez-Calero Yzquierdo, J. Puerta Pelayo, I. Redondo, L. Romero, M.S. Soares, A. Triossi, A. Álvarez Fernández

Universidad Autónoma de Madrid, Madrid, Spain

C. Albajar, J.F. de Trocóniz

Universidad de Oviedo, Oviedo, Spain

J. Cuevas, C. Erice, J. Fernandez Menendez, S. Folgueras, I. Gonzalez Caballero, J.R. González Fernández, E. Palencia Cortezon, S. Sanchez Cruz, P. Vischia, J.M. Vizan Garcia

Instituto de Física de Cantabria (IFCA), CSIC-Universidad de Cantabria, Santander, Spain

I.J. Cabrillo, A. Calderon, B. Chazin Quero, J. Duarte Campderros, M. Fernandez, P.J. Fernández Manteca, J. Garcia-Ferrero, A. García Alonso, G. Gomez, A. Lopez Virto, J. Marco, C. Martinez Rivero, P. Martinez Ruiz del Arbol, F. Matorras, J. Piedra Gomez, C. Prieels, T. Rodrigo, A. Ruiz-Jimeno, L. Scodellaro, N. Trevisani, I. Vila, R. Vilar Cortabitarte

CERN, European Organization for Nuclear Research, Geneva, Switzerland

D. Abbaneo, B. Akgun, E. Auffray, P. Baillon, A.H. Ball, D. Barney, J. Bendavid, M. Bianco, A. Bocci, C. Botta, T. Camporesi, M. Cepeda, G. Cerminara, E. Chapon, Y. Chen, D. d’Enterria, A. Dabrowski, V. Daponte, A. David, M. De Gruttola, A. De Roeck, N. Deelen, M. Dobson, T. du Pree, M. Dünser, N. Dupont, A. Elliott-Peisert, P. Everaerts, F. Fallavollita⁴⁴, G. Franzoni, J. Fulcher, W. Funk, D. Gigi, A. Gilbert, K. Gill, F. Glege, D. Gulhan, J. Hegeman, V. Innocente, A. Jafari, P. Janot, O. Karacheban¹⁸, J. Kieseler, V. Knünz, A. Kornmayer, M. Krammer¹, C. Lange, P. Lecoq, C. Lourenço, M.T. Lucchini, L. Malgeri, M. Mannelli, A. Martelli, F. Meijers, J.A. Merlin, S. Mersi, E. Meschi, P. Milenovic⁴⁵, F. Moortgat, M. Mulders, H. Neugebauer, J. Ngadiuba, S. Orfanelli, L. Orsini, F. Pantaleo¹⁵, L. Pape, E. Perez, M. Peruzzi, A. Petrilli, G. Petrucciani, A. Pfeiffer, M. Pierini, F.M. Pitters, D. Rabady, A. Racz, T. Reis, G. Rolandi⁴⁶, M. Rovere, H. Sakulin, C. Schäfer, C. Schwick, M. Seidel, M. Selvaggi, A. Sharma, P. Silva, P. Sphicas⁴⁷, A. Stakia, J. Steggemann, M. Stoye, M. Tosi, D. Treille, A. Tsirou, V. Veckalns⁴⁸, M. Verweij, W.D. Zeuner

Paul Scherrer Institut, Villigen, Switzerland

W. Bertl[†], L. Caminada⁴⁹, K. Deiters, W. Erdmann, R. Horisberger, Q. Ingram, H.C. Kaestli, D. Kotlinski, U. Langenegger, T. Rohe, S.A. Wiederkehr

ETH Zurich - Institute for Particle Physics and Astrophysics (IPA), Zurich, Switzerland

M. Backhaus, L. Bäni, P. Berger, B. Casal, N. Chernyavskaya, G. Dissertori, M. Dittmar, M. Donegà, C. Dorfer, C. Grab, C. Heidegger, D. Hits, J. Hoss, T. Klijnsma, W. Lustermann, M. Marionneau, M.T. Meinhard, D. Meister, F. Micheli, P. Musella, F. Nessi-Tedaldi, J. Pata, F. Pauss, G. Perrin, L. Perrozzi, M. Quittnat, M. Reichmann, D. Ruini, D.A. Sanz Becerra, M. Schönenberger, L. Shchutska, V.R. Tavolaro, K. Theofilatos, M.L. Vesterbacka Olsson, R. Wallny, D.H. Zhu

Universität Zürich, Zurich, Switzerland

T.K. Aarrestad, C. AMSler⁵⁰, D. Brzhechko, M.F. Canelli, A. De Cosa, R. Del Burgo, S. Donato, C. Galloni, T. Hreus, B. Kilminster, I. Neutelings, D. Pinna, G. Rauco, P. Robmann, D. Salerno, K. Schweiger, C. Seitz, Y. Takahashi, A. Zucchetta

National Central University, Chung-Li, Taiwan

V. Candelise, Y.H. Chang, K.y. Cheng, T.H. Doan, Sh. Jain, R. Khurana, C.M. Kuo, W. Lin, A. Pozdnyakov, S.S. Yu

National Taiwan University (NTU), Taipei, Taiwan

Arun Kumar, P. Chang, Y. Chao, K.F. Chen, P.H. Chen, F. Fiori, W.-S. Hou, Y. Hsiung, Y.F. Liu, R.-S. Lu, E. Paganis, A. Psallidas, A. Steen, J.f. Tsai

Chulalongkorn University, Faculty of Science, Department of Physics, Bangkok, Thailand

B. Asavapibhop, K. Kovitangoon, G. Singh, N. Srimanobhas

Çukurova University, Physics Department, Science and Art Faculty, Adana, Turkey

A. Bat, F. Boran, S. Damarseckin, Z.S. Demiroglu, C. Dozen, E. Eskut, S. Girgis, G. Gokbulut, Y. Guler, I. Hos⁵¹, E.E. Kangal⁵², O. Kara, A. Kayis Topaksu, U. Kiminsu, M. Oglakci, G. Onengut, K. Ozdemir⁵³, S. Ozturk⁵⁴, A. Polatoz, B. Tali⁵⁵, U.G. Tok, S. Turkcapar, I.S. Zorbakir, C. Zorbilmez

Middle East Technical University, Physics Department, Ankara, Turkey

G. Karapinar⁵⁶, K. Ocalan⁵⁷, M. Yalvac, M. Zeyrek

Bogazici University, Istanbul, Turkey

I.O. Atakisi, E. Gülmez, M. Kaya⁵⁸, O. Kaya⁵⁹, S. Tekten, E.A. Yetkin⁶⁰

Istanbul Technical University, Istanbul, Turkey

M.N. Agaras, S. Atay, A. Cakir, K. Cankocak, Y. Komurcu

Institute for Scintillation Materials of National Academy of Science of Ukraine, Kharkov, Ukraine

B. Grynyov

National Scientific Center, Kharkov Institute of Physics and Technology, Kharkov, Ukraine

L. Levchuk

University of Bristol, Bristol, United Kingdom

F. Ball, L. Beck, J.J. Brooke, D. Burns, E. Clement, D. Cussans, O. Davignon, H. Flacher, J. Goldstein, G.P. Heath, H.F. Heath, L. Kreczko, D.M. Newbold⁶¹, S. Paramesvaran, T. Sakuma, S. Seif El Nasr-storey, D. Smith, V.J. Smith

Rutherford Appleton Laboratory, Didcot, United Kingdom

K.W. Bell, A. Belyaev⁶², C. Brew, R.M. Brown, D. Cieri, D.J.A. Cockerill, J.A. Coughlan, K. Harder, S. Harper, J. Linacre, E. Olaiya, D. Petyt, C.H. Shepherd-Themistocleous, A. Thea, I.R. Tomalin, T. Williams, W.J. Womersley

Imperial College, London, United Kingdom

G. Auzinger, R. Bainbridge, P. Bloch, J. Borg, S. Breeze, O. Buchmuller, A. Bundock, S. Casasso, D. Colling, L. Corpe, P. Dauncey, G. Davies, M. Della Negra, R. Di Maria, Y. Haddad, G. Hall, G. Iles, T. James, M. Komm, R. Lane, C. Laner, L. Lyons, A.-M. Magnan, S. Malik, L. Mastrolorenzo, T. Matsushita, J. Nash⁶³, A. Nikitenko⁷, V. Palladino, M. Pesaresi, A. Richards, A. Rose, E. Scott, C. Seez, A. Shtipliyski,

T. Strebler, S. Summers, A. Tapper, K. Uchida, M. Vazquez Acosta⁶⁴, T. Virdee¹⁵,
N. Wardle, D. Winterbottom, J. Wright, S.C. Zenz

Brunel University, Uxbridge, United Kingdom

J.E. Cole, P.R. Hobson, A. Khan, P. Kyberd, A. Morton, I.D. Reid, L. Teodorescu, S. Zahid

Baylor University, Waco, U.S.A.

A. Borzou, K. Call, J. Dittmann, K. Hatakeyama, H. Liu, N. Pastika, C. Smith

Catholic University of America, Washington DC, U.S.A.

R. Bartek, A. Dominguez

The University of Alabama, Tuscaloosa, U.S.A.

A. Buccilli, S.I. Cooper, C. Henderson, P. Rumerio, C. West

Boston University, Boston, U.S.A.

D. Arcaro, A. Avetisyan, T. Bose, D. Gastler, D. Rankin, C. Richardson, J. Rohlf, L. Sulak,
D. Zou

Brown University, Providence, U.S.A.

G. Benelli, D. Cutts, M. Hadley, J. Hakala, U. Heintz, J.M. Hogan⁶⁵, K.H.M. Kwok,
E. Laird, G. Landsberg, J. Lee, Z. Mao, M. Narain, J. Pazzini, S. Piperov, S. Sagir,
R. Syarif, D. Yu

University of California, Davis, Davis, U.S.A.

R. Band, C. Brainerd, R. Breedon, D. Burns, M. Calderon De La Barca Sanchez,
M. Chertok, J. Conway, R. Conway, P.T. Cox, R. Erbacher, C. Flores, G. Funk, W. Ko,
R. Lander, C. Mclean, M. Mulhearn, D. Pellett, J. Pilot, S. Shalhout, M. Shi, J. Smith,
D. Stolp, D. Taylor, K. Tos, M. Tripathi, Z. Wang, F. Zhang

University of California, Los Angeles, U.S.A.

M. Bachtis, C. Bravo, R. Cousins, A. Dasgupta, A. Florent, J. Hauser, M. Ignatenko,
N. Mccoll, S. Regnard, D. Saltzberg, C. Schnaible, V. Valuev

University of California, Riverside, Riverside, U.S.A.

E. Bouvier, K. Burt, R. Clare, J. Ellison, J.W. Gary, S.M.A. Ghiasi Shirazi, G. Hanson,
G. Karapostoli, E. Kennedy, F. Lacroix, O.R. Long, M. Olmedo Negrete, M.I. Paneva,
W. Si, L. Wang, H. Wei, S. Wimpenny, B. R. Yates

University of California, San Diego, La Jolla, U.S.A.

J.G. Branson, S. Cittolin, M. Derdzinski, R. Gerosa, D. Gilbert, B. Hashemi, A. Holzner,
D. Klein, G. Kole, V. Krutelyov, J. Letts, M. Masciovecchio, D. Olivito, S. Padhi,
M. Pieri, M. Sani, V. Sharma, S. Simon, M. Tadel, A. Vartak, S. Wasserbaech⁶⁶, J. Wood,
F. Würthwein, A. Yagil, G. Zevi Della Porta

University of California, Santa Barbara - Department of Physics, Santa Barbara, U.S.A.

N. Amin, R. Bhandari, J. Bradmiller-Feld, C. Campagnari, M. Citron, A. Dishaw,
V. Dutta, M. Franco Sevilla, L. Gouskos, R. Heller, J. Incandela, A. Ovcharova, H. Qu,

J. Richman, D. Stuart, I. Suarez, J. Yoo

California Institute of Technology, Pasadena, U.S.A.

D. Anderson, A. Bornheim, J. Bunn, J.M. Lawhorn, H.B. Newman, T. Q. Nguyen, C. Pena, M. Spiropulu, J.R. Vlimant, R. Wilkinson, S. Xie, Z. Zhang, R.Y. Zhu

Carnegie Mellon University, Pittsburgh, U.S.A.

M.B. Andrews, T. Ferguson, T. Mudholkar, M. Paulini, J. Russ, M. Sun, H. Vogel, I. Vorobiev, M. Weinberg

University of Colorado Boulder, Boulder, U.S.A.

J.P. Cumalat, W.T. Ford, F. Jensen, A. Johnson, M. Krohn, S. Leontsinis, E. MacDonald, T. Mulholland, K. Stenson, K.A. Ulmer, S.R. Wagner

Cornell University, Ithaca, U.S.A.

J. Alexander, J. Chaves, Y. Cheng, J. Chu, A. Datta, K. McDermott, N. Mirman, J.R. Patterson, D. Quach, A. Rinkevicius, A. Ryd, L. Skinnari, L. Soffi, S.M. Tan, Z. Tao, J. Thom, J. Tucker, P. Wittich, M. Zientek

Fermi National Accelerator Laboratory, Batavia, U.S.A.

S. Abdullin, M. Albrow, M. Alyari, G. Apollinari, A. Apresyan, A. Apyan, S. Banerjee, L.A.T. Bauerick, A. Beretvas, J. Berryhill, P.C. Bhat, G. Bolla[†], K. Burkett, J.N. Butler, A. Canepa, G.B. Cerati, H.W.K. Cheung, F. Chlebana, M. Cremonesi, J. Duarte, V.D. Elvira, J. Freeman, Z. Gecse, E. Gottschalk, L. Gray, D. Green, S. Grünendahl, O. Gutsche, J. Hanlon, R.M. Harris, S. Hasegawa, J. Hirschauer, Z. Hu, B. Jayatilaka, S. Jindariani, M. Johnson, U. Joshi, B. Klima, M.J. Kortelainen, B. Kreis, S. Lammel, D. Lincoln, R. Lipton, M. Liu, T. Liu, R. Lopes De Sá, J. Lykken, K. Maeshima, N. Magini, J.M. Marraffino, D. Mason, P. McBride, P. Merkel, S. Mrenna, S. Nahn, V. O'Dell, K. Pedro, O. Prokofyev, G. Rakness, L. Ristori, A. Savoy-Navarro⁶⁷, B. Schneider, E. Sexton-Kennedy, A. Soha, W.J. Spalding, L. Spiegel, S. Stoynev, J. Strait, N. Strobbe, L. Taylor, S. Tkaczyk, N.V. Tran, L. Uplegger, E.W. Vaandering, C. Vernieri, M. Verzocchi, R. Vidal, M. Wang, H.A. Weber, A. Whitbeck, W. Wu

University of Florida, Gainesville, U.S.A.

D. Acosta, P. Avery, P. Bortignon, D. Bourilkov, A. Brinkerhoff, A. Carnes, M. Carver, D. Curry, R.D. Field, I.K. Furic, S.V. Gleyzer, B.M. Joshi, J. Konigsberg, A. Korytov, K. Kotov, P. Ma, K. Matchev, H. Mei, G. Mitselmakher, K. Shi, D. Sperka, N. Terentyev, L. Thomas, J. Wang, S. Wang, J. Yelton

Florida International University, Miami, U.S.A.

Y.R. Joshi, S. Linn, P. Markowitz, J.L. Rodriguez

Florida State University, Tallahassee, U.S.A.

A. Ackert, T. Adams, A. Askew, S. Hagopian, V. Hagopian, K.F. Johnson, T. Kolberg, G. Martinez, T. Perry, H. Prosper, A. Saha, A. Santra, V. Sharma, R. Yohay

Florida Institute of Technology, Melbourne, U.S.A.

M.M. Baarmand, V. Bhopatkar, S. Colafranceschi, M. Hohlmann, D. Noonan, T. Roy, F. Yumiceva

University of Illinois at Chicago (UIC), Chicago, U.S.A.

M.R. Adams, L. Apanasevich, D. Berry, R.R. Betts, R. Cavanaugh, X. Chen, S. Dittmer, O. Evdokimov, C.E. Gerber, D.A. Hangal, D.J. Hofman, K. Jung, J. Kamin, I.D. Sandoval Gonzalez, M.B. Tonjes, N. Varelas, H. Wang, Z. Wu, J. Zhang

The University of Iowa, Iowa City, U.S.A.

B. Bilki⁶⁸, W. Clarida, K. Dilsiz⁶⁹, S. Durgut, R.P. Gandrajula, M. Haytmyradov, V. Khristenko, J.-P. Merlo, H. Mermerkaya⁷⁰, A. Mestvirishvili, A. Moeller, J. Nachtman, H. Ogul⁷¹, Y. Onel, F. Ozok⁷², A. Penzo, C. Snyder, E. Tiras, J. Wetzel, K. Yi

Johns Hopkins University, Baltimore, U.S.A.

B. Blumenfeld, A. Cocoros, N. Eminizer, D. Fehling, L. Feng, A.V. Gritsan, W.T. Hung, P. Maksimovic, J. Roskes, U. Sarica, M. Swartz, M. Xiao, C. You

The University of Kansas, Lawrence, U.S.A.

A. Al-bataineh, P. Baringer, A. Bean, S. Boren, J. Bowen, J. Castle, S. Khalil, A. Kropivnitskaya, D. Majumder, W. Mcbrayer, M. Murray, C. Rogan, C. Royon, S. Sanders, E. Schmitz, J.D. Tapia Takaki, Q. Wang

Kansas State University, Manhattan, U.S.A.

A. Ivanov, K. Kaadze, Y. Maravin, A. Modak, A. Mohammadi, L.K. Saini, N. Skhirtladze

Lawrence Livermore National Laboratory, Livermore, U.S.A.

F. Rebassoo, D. Wright

University of Maryland, College Park, U.S.A.

A. Baden, O. Baron, A. Belloni, S.C. Eno, Y. Feng, C. Ferraioli, N.J. Hadley, S. Jabeen, G.Y. Jeng, R.G. Kellogg, J. Kunkle, A.C. Mignerey, F. Ricci-Tam, Y.H. Shin, A. Skuja, S.C. Tonwar

Massachusetts Institute of Technology, Cambridge, U.S.A.

D. Abercrombie, B. Allen, V. Azzolini, R. Barbieri, A. Baty, G. Bauer, R. Bi, S. Brandt, W. Busza, I.A. Cali, M. D'Alfonso, Z. Demiragli, G. Gomez Ceballos, M. Goncharov, P. Harris, D. Hsu, M. Hu, Y. Iiyama, G.M. Innocenti, M. Klute, D. Kovalskyi, Y.-J. Lee, A. Levin, P.D. Luckey, B. Maier, A.C. Marini, C. McGinn, C. Mironov, S. Narayanan, X. Niu, C. Paus, C. Roland, G. Roland, G.S.F. Stephans, K. Sumorok, K. Tatar, D. Velicanu, J. Wang, T.W. Wang, B. Wyslouch, S. Zhaozhong

University of Minnesota, Minneapolis, U.S.A.

A.C. Benvenuti, R.M. Chatterjee, A. Evans, P. Hansen, S. Kalafut, Y. Kubota, Z. Lesko, J. Mans, S. Nourbakhsh, N. Ruckstuhl, R. Rusack, J. Turkewitz, M.A. Wadud

University of Mississippi, Oxford, U.S.A.

J.G. Acosta, S. Oliveros

University of Nebraska-Lincoln, Lincoln, U.S.A.

E. Avdeeva, K. Bloom, D.R. Claes, C. Fangmeier, F. Golf, R. Gonzalez Suarez, R. Kamalieddin, I. Kravchenko, J. Monroy, J.E. Siado, G.R. Snow, B. Stieger

State University of New York at Buffalo, Buffalo, U.S.A.

A. Godshalk, C. Harrington, I. Iashvili, D. Nguyen, A. Parker, S. Rappoccio, B. Roozbahani

Northeastern University, Boston, U.S.A.

G. Alverson, E. Barberis, C. Freer, A. Hortiangtham, A. Massironi, D.M. Morse, T. Ori-moto, R. Teixeira De Lima, T. Wamorkar, B. Wang, A. Wisecarver, D. Wood

Northwestern University, Evanston, U.S.A.

S. Bhattacharya, O. Charaf, K.A. Hahn, N. Mucia, N. Odell, M.H. Schmitt, K. Sung, M. Trovato, M. Velasco

University of Notre Dame, Notre Dame, U.S.A.

R. Bucci, N. Dev, M. Hildreth, K. Hurtado Anampa, C. Jessop, D.J. Karmgard, N. Kellams, K. Lannon, W. Li, N. Loukas, N. Marinelli, F. Meng, C. Mueller, Y. Musienko³⁶, M. Planer, A. Reinsvold, R. Ruchti, P. Siddireddy, G. Smith, S. Taroni, M. Wayne, A. Wightman, M. Wolf, A. Woodard

The Ohio State University, Columbus, U.S.A.

J. Alimena, L. Antonelli, B. Bylsma, L.S. Durkin, S. Flowers, B. Francis, A. Hart, C. Hill, W. Ji, T.Y. Ling, W. Luo, B.L. Winer, H.W. Wulsin

Princeton University, Princeton, U.S.A.

S. Cooperstein, O. Driga, P. Elmer, J. Hardenbrook, P. Hebda, S. Higginbotham, A. Kalogeropoulos, D. Lange, J. Luo, D. Marlow, K. Mei, I. Ojalvo, J. Olsen, C. Palmer, P. Piroué, J. Salfeld-Nebgen, D. Stickland, C. Tully

University of Puerto Rico, Mayaguez, U.S.A.

S. Malik, S. Norberg

Purdue University, West Lafayette, U.S.A.

A. Barker, V.E. Barnes, S. Das, L. Gutay, M. Jones, A.W. Jung, A. Khatiwada, D.H. Miller, N. Neumeister, C.C. Peng, H. Qiu, J.F. Schulte, J. Sun, F. Wang, R. Xiao, W. Xie

Purdue University Northwest, Hammond, U.S.A.

T. Cheng, J. Dolen, N. Parashar

Rice University, Houston, U.S.A.

Z. Chen, K.M. Ecklund, S. Freed, F.J.M. Geurts, M. Guilbaud, M. Kilpatrick, W. Li, B. Michlin, B.P. Padley, J. Roberts, J. Rorie, W. Shi, Z. Tu, J. Zabel, A. Zhang

University of Rochester, Rochester, U.S.A.

A. Bodek, P. de Barbaro, R. Demina, Y.t. Duh, T. Ferbel, M. Galanti, A. Garcia-Bellido, J. Han, O. Hindrichs, A. Khukhunaishvili, K.H. Lo, P. Tan, M. Verzetti

The Rockefeller University, New York, U.S.A.

R. Ciesielski, K. Goulianos, C. Mesropian

Rutgers, The State University of New Jersey, Piscataway, U.S.A.

A. Agapitos, J.P. Chou, Y. Gershtein, T.A. Gómez Espinosa, E. Halkiadakis, M. Heindl, E. Hughes, S. Kaplan, R. Kunnawalkam Elayavalli, S. Kyriacou, A. Lath, R. Montalvo, K. Nash, M. Osherson, H. Saka, S. Salur, S. Schnetzer, D. Sheffield, S. Somalwar, R. Stone, S. Thomas, P. Thomassen, M. Walker

University of Tennessee, Knoxville, U.S.A.

A.G. Delannoy, J. Heideman, G. Riley, K. Rose, S. Spanier, K. Thapa

Texas A&M University, College Station, U.S.A.

O. Bouhali⁷³, A. Castaneda Hernandez⁷³, A. Celik, M. Dalchenko, M. De Mattia, A. Delgado, S. Dildick, R. Eusebi, J. Gilmore, T. Huang, T. Kamon⁷⁴, R. Mueller, Y. Pakhotin, R. Patel, A. Perloff, L. Perniè, D. Rathjens, A. Safonov, A. Tatarinov

Texas Tech University, Lubbock, U.S.A.

N. Akchurin, J. Damgov, F. De Guio, P.R. Duerdo, J. Faulkner, E. Gurpinar, S. Kunori, K. Lamichhane, S.W. Lee, T. Mengke, S. Muthumuni, T. Peltola, S. Undleeb, I. Volobouev, Z. Wang

Vanderbilt University, Nashville, U.S.A.

S. Greene, A. Gurrola, R. Janjam, W. Johns, C. Maguire, A. Melo, H. Ni, K. Padeken, J.D. Ruiz Alvarez, P. Sheldon, S. Tuo, J. Velkovska, Q. Xu

University of Virginia, Charlottesville, U.S.A.

M.W. Arenton, P. Barria, B. Cox, R. Hirosky, M. Joyce, A. Ledovsky, H. Li, C. Neu, T. Sinthuprasith, Y. Wang, E. Wolfe, F. Xia

Wayne State University, Detroit, U.S.A.

R. Harr, P.E. Karchin, N. Poudyal, J. Sturdy, P. Thapa, S. Zaleski

University of Wisconsin - Madison, Madison, WI, U.S.A.

M. Brodski, J. Buchanan, C. Caillol, D. Carlsmith, S. Dasu, L. Dodd, S. Duric, B. Gomber, M. Grothe, M. Herndon, A. Hervé, U. Hussain, P. Klabbers, A. Lanaro, A. Levine, K. Long, R. Loveless, V. Rekovic, T. Ruggles, A. Savin, N. Smith, W.H. Smith, N. Woods

†: Deceased

1: Also at Vienna University of Technology, Vienna, Austria

2: Also at IRFU, CEA, Université Paris-Saclay, Gif-sur-Yvette, France

3: Also at Universidade Estadual de Campinas, Campinas, Brazil

4: Also at Federal University of Rio Grande do Sul, Porto Alegre, Brazil

5: Also at Universidade Federal de Pelotas, Pelotas, Brazil

6: Also at Université Libre de Bruxelles, Bruxelles, Belgium

7: Also at Institute for Theoretical and Experimental Physics, Moscow, Russia

8: Also at Joint Institute for Nuclear Research, Dubna, Russia

9: Also at Helwan University, Cairo, Egypt

10: Now at Zewail City of Science and Technology, Zewail, Egypt

11: Now at Cairo University, Cairo, Egypt

- 12: Also at Department of Physics, King Abdulaziz University, Jeddah, Saudi Arabia
- 13: Also at Université de Haute Alsace, Mulhouse, France
- 14: Also at Skobeltsyn Institute of Nuclear Physics, Lomonosov Moscow State University, Moscow, Russia
- 15: Also at CERN, European Organization for Nuclear Research, Geneva, Switzerland
- 16: Also at RWTH Aachen University, III. Physikalisches Institut A, Aachen, Germany
- 17: Also at University of Hamburg, Hamburg, Germany
- 18: Also at Brandenburg University of Technology, Cottbus, Germany
- 19: Also at Institute of Nuclear Research ATOMKI, Debrecen, Hungary
- 20: Also at Institute of Physics, University of Debrecen, Debrecen, Hungary
- 21: Also at MTA-ELTE Lendület CMS Particle and Nuclear Physics Group, Eötvös Loránd University, Budapest, Hungary
- 22: Also at Indian Institute of Technology Bhubaneswar, Bhubaneswar, India
- 23: Also at Institute of Physics, Bhubaneswar, India
- 24: Also at Shoolini University, Solan, India
- 25: Also at University of Visva-Bharati, Santiniketan, India
- 26: Also at University of Ruhuna, Matara, Sri Lanka
- 27: Also at Isfahan University of Technology, Isfahan, Iran
- 28: Also at Yazd University, Yazd, Iran
- 29: Also at Plasma Physics Research Center, Science and Research Branch, Islamic Azad University, Tehran, Iran
- 30: Also at Università degli Studi di Siena, Siena, Italy
- 31: Also at INFN Sezione di Milano-Bicocca; Università di Milano-Bicocca, Milano, Italy
- 32: Also at International Islamic University of Malaysia, Kuala Lumpur, Malaysia
- 33: Also at Malaysian Nuclear Agency, MOSTI, Kajang, Malaysia
- 34: Also at Consejo Nacional de Ciencia y Tecnología, Mexico city, Mexico
- 35: Also at Warsaw University of Technology, Institute of Electronic Systems, Warsaw, Poland
- 36: Also at Institute for Nuclear Research, Moscow, Russia
- 37: Now at National Research Nuclear University 'Moscow Engineering Physics Institute' (MEPhI), Moscow, Russia
- 38: Also at St. Petersburg State Polytechnical University, St. Petersburg, Russia
- 39: Also at University of Florida, Gainesville, U.S.A.
- 40: Also at P.N. Lebedev Physical Institute, Moscow, Russia
- 41: Also at California Institute of Technology, Pasadena, U.S.A.
- 42: Also at Budker Institute of Nuclear Physics, Novosibirsk, Russia
- 43: Also at Faculty of Physics, University of Belgrade, Belgrade, Serbia
- 44: Also at INFN Sezione di Pavia; Università di Pavia, Pavia, Italy
- 45: Also at University of Belgrade, Faculty of Physics and Vinca Institute of Nuclear Sciences, Belgrade, Serbia
- 46: Also at Scuola Normale e Sezione dell'INFN, Pisa, Italy
- 47: Also at National and Kapodistrian University of Athens, Athens, Greece
- 48: Also at Riga Technical University, Riga, Latvia
- 49: Also at Universität Zürich, Zurich, Switzerland
- 50: Also at Stefan Meyer Institute for Subatomic Physics (SMI), Vienna, Austria
- 51: Also at Istanbul Aydin University, Istanbul, Turkey
- 52: Also at Mersin University, Mersin, Turkey
- 53: Also at Piri Reis University, Istanbul, Turkey
- 54: Also at Gaziosmanpasa University, Tokat, Turkey

- 55: Also at Adiyaman University, Adiyaman, Turkey
- 56: Also at Izmir Institute of Technology, Izmir, Turkey
- 57: Also at Necmettin Erbakan University, Konya, Turkey
- 58: Also at Marmara University, Istanbul, Turkey
- 59: Also at Kafkas University, Kars, Turkey
- 60: Also at Istanbul Bilgi University, Istanbul, Turkey
- 61: Also at Rutherford Appleton Laboratory, Didcot, United Kingdom
- 62: Also at School of Physics and Astronomy, University of Southampton, Southampton, United Kingdom
- 63: Also at Monash University, Faculty of Science, Clayton, Australia
- 64: Also at Instituto de Astrofísica de Canarias, La Laguna, Spain
- 65: Also at Bethel University, ST. PAUL, U.S.A.
- 66: Also at Utah Valley University, Orem, U.S.A.
- 67: Also at Purdue University, West Lafayette, U.S.A.
- 68: Also at Beykent University, Istanbul, Turkey
- 69: Also at Bingol University, Bingol, Turkey
- 70: Also at Erzincan University, Erzincan, Turkey
- 71: Also at Sinop University, Sinop, Turkey
- 72: Also at Mimar Sinan University, Istanbul, Istanbul, Turkey
- 73: Also at Texas A&M University at Qatar, Doha, Qatar
- 74: Also at Kyungpook National University, Daegu, Korea