



Sub-threshold production of K_S^0 mesons and Λ hyperons in Au+Au collisions at $\sqrt{s_{NN}} = 2.4$ GeV



HADES Collaboration

J. Adamczewski-Musch^d, O. Arnold^{j,i}, C. Behnke^h, A. Belounnas^p, A. Belyaev^g, J.C. Berger-Chen^{j,i}, J. Biernat^c, A. Blanco^b, C. Blume^h, M. Böhmer^j, P. Bordalo^b, S. Chernenko^{g,4}, L. Chlad^q, C. Deveaux^k, J. Dreyer^f, A. Dybczak^c, E. Epple^{j,i}, L. Fabbietti^{j,i}, O. Fateev^g, P. Filip^a, P. Fonte^{b,1}, C. Franco^b, J. Friese^j, I. Fröhlich^h, T. Galatyuk^{e,d}, J.A. Garzón^r, R. Gernhäuser^j, M. Golubeva^l, R. Greifenhagen^{f,2}, F. Guber^l, M. Gumberidze^{d,e}, S. Harabasz^{e,c}, T. Heinz^d, T. Hennino^p, S. Hlavac^a, C. Höhne^{k,d}, R. Holzmann^d, A. Ierusalimov^g, A. Ivashkin^l, B. Kämpfer^{f,2}, T. Karavicheva^l, B. Kardan^h, I. Koenig^d, W. Koenig^d, B.W. Kolb^d, G. Korcyl^c, G. Kornakov^e, R. Kotte^f, A. Kugler^q, T. Kunz^j, A. Kurepin^l, A. Kurilkin^g, P. Kurilkin^g, V. Ladygin^g, R. Lalik^c, K. Lapidus^{j,i}, A. Lebedev^m, L. Lopes^b, M. Lorenz^h, T. Mahmoud^k, L. Maier^j, A. Mangiarotti^b, J. Markert^d, S. Maurus^j, V. Metag^k, J. Michel^h, D.M. Mihaylov^{j,i}, S. Morozov^{l,n}, C. Müntz^h, R. Münzer^{j,i}, L. Naumann^f, K. Nowakowski^c, M. Palka^c, Y. Parpottas^{o,3}, V. Pechenov^d, O. Pechenova^d, O. Petukhov^l, J. Pietraszko^d, W. Przygoda^c, S. Ramos^b, B. Ramstein^p, A. Reshetin^l, P. Rodriguez-Ramos^q, P. Rosier^p, A. Rost^e, A. Sadovsky^l, P. Salabura^c, T. Scheib^h, H. Schuldes^h, E. Schwab^d, F. Scozzi^{e,p}, F. Seck^e, P. Sellheim^h, I. Selyuzhenkov^{d,n}, J. Siebenson^j, L. Silva^b, Yu.G. Sobolev^q, S. Spataro^s, S. Spies^h, H. Ströbele^h, J. Stroth^{h,d}, P. Strzempek^c, C. Sturm^d, O. Svoboda^q, M. Szala^h, P. Tlusty^q, M. Traxler^d, H. Tsertos^o, E. Usenko^l, V. Wagner^q, C. Wendisch^d, M.G. Wiebusch^h, J. Wirth^{j,i}, Y. Zanevsky^{g,4}, P. Zumbach^d

^a Institute of Physics, Slovak Academy of Sciences, 84228 Bratislava, Slovakia

^b LIP-Laboratório de Instrumentação e Física Experimental de Partículas, 3004-516 Coimbra, Portugal

^c Smoluchowski Institute of Physics, Jagiellonian University of Cracow, 30-059 Kraków, Poland

^d GSI Helmholtzzentrum für Schwerionenforschung GmbH, 64291 Darmstadt, Germany

^e Technische Universität Darmstadt, 64289 Darmstadt, Germany

^f Institut für Strahlenphysik, Helmholtz-Zentrum Dresden-Rossendorf, 01314 Dresden, Germany

^g Joint Institute of Nuclear Research, 141980 Dubna, Russia

^h Institut für Kernphysik, Goethe-Universität, 60438 Frankfurt, Germany

ⁱ Excellence Cluster 'Origin and Structure of the Universe', 85748 Garching, Germany

^j Physik Department E62, Technische Universität München, 85748 Garching, Germany

^k II. Physikalisches Institut, Justus Liebig Universität Giessen, 35392 Giessen, Germany

^l Institute for Nuclear Research, Russian Academy of Science, 117312 Moscow, Russia

^m Institute of Theoretical and Experimental Physics, 117218 Moscow, Russia

ⁿ National Research Nuclear University MEPhI (Moscow Engineering Physics Institute), 115409 Moscow, Russia

^o Department of Physics, University of Cyprus, 1678 Nicosia, Cyprus

^p Institut de Physique Nucléaire, CNRS-IN2P3, Univ. Paris-Sud, Université Paris-Saclay, F-91406 Orsay Cedex, France

^q Nuclear Physics Institute, The Czech Academy of Sciences, 25068 Rez, Czech Republic

^r LabCAF. F. Física, Univ. de Santiago de Compostela, 15706 Santiago de Compostela, Spain

^s Dipartimento di Fisica and INFN, Università di Torino, 10125 Torino, Italy

Y. Leifels

GSI Helmholtzzentrum für Schwerionenforschung GmbH, 64291 Darmstadt, Germany

<https://doi.org/10.1016/j.physletb.2019.03.065>

0370-2693/© 2019 The Authors. Published by Elsevier B.V. This is an open access article under the CC BY license (<http://creativecommons.org/licenses/by/4.0/>). Funded by SCOAP³.

ARTICLE INFO

Article history:

Received 19 December 2018
 Received in revised form 9 March 2019
 Accepted 27 March 2019
 Available online 14 May 2019
 Editor: D.F. Geesaman

ABSTRACT

We present first data on sub-threshold production of K_S^0 mesons and Λ hyperons in Au+Au collisions at $\sqrt{s_{NN}} = 2.4$ GeV. We observe an universal $\langle A_{part} \rangle$ scaling of hadrons containing strangeness, independent of their corresponding production thresholds. Comparing the yields, their $\langle A_{part} \rangle$ scaling, and the shapes of the rapidity and the p_t spectra to state-of-the-art transport model (UrQMD, HSD, IQMD) predictions, we find that none of them can simultaneously describe these observables with reasonable χ^2 values.

© 2019 The Authors. Published by Elsevier B.V. This is an open access article under the CC BY license (<http://creativecommons.org/licenses/by/4.0/>). Funded by SCOAP³.

Relativistic heavy-ion collisions (HICs) provide a unique opportunity to study matter at 2–3 times nuclear ground state density (similar as expected for neutron star mergers [1,2]) in the laboratory. In particular, kaons and Λ hyperons are promising probes with relevance for various astrophysical processes [3–8]. However, HICs are highly dynamical processes and therefore it is difficult to directly address fundamental aspects. Numerous works investigated kaon production in HICs in the few-GeV energy regime in the past. Comparisons of experimental data (spectra and flow anisotropies) [9–13] to transport model calculations seem to confirm a repulsive K-N potential [14–21], which has been predicted by various effective approaches. Furthermore, constraints for the equation-of-state (EOS) of nuclear matter have been deduced from kaon production, under the assumption of energy accumulation in sequential nucleon-nucleon collisions, e.g. $NN \rightarrow \Delta N$ [22–24].

Data on Λ production from HICs at low energies are scarce. At SIS18 energies (1–2 A GeV) only data from small collision systems are available [25,26]. While the Λ -nucleon potential is known to be attractive at ground state densities from hypernuclei formation [27], its density dependence therefore still remains vague [28].

In this paper, we report the first observation of K_S^0 and Λ hyperons emitted from central Au+Au collisions at $\sqrt{s_{NN}} = 2.4$ GeV. Both kaons and Λ hyperons are produced about 150 MeV below their free NN-threshold and hence are sensitive to the energy dissipation in the collision system. We compare the scaling of the multiplicities as function of the centrality of the collisions to the previously published data on charged kaons and ϕ mesons [29] and the spectra and rapidity distributions to predictions from three state-of-the-art microscopic transport models (UrQMD, HSD, IQMD) [30–32]. Based on this we discuss the validity of the previously drawn conclusions about the K-N potential and the energy dissipation during the collision in light of the new data.

The data have been collected with HADES, located at the GSI Helmholtz Center for Heavy Ion Research in Darmstadt, Germany. HADES is a charged-particle detector consisting of a 6-coil toroidal magnet centered around the beam axis and six identical detection sections located between the coils covering almost the full azimuthal angle. Each sector is equipped with a Ring-Imaging Cherenkov (RICH) detector followed by Mini-Drift Chambers (MDCs), two in front of and two behind the magnetic field, as well as a scintillator hodoscope (TOF) and a Resistive Plate Chamber (RPC). At the end of the system a forward hodoscope used for event plane determination is located. The RICH detector is used mainly for electron/positron identification, the MDCs are the main tracking detectors, while the TOF and RPC are used for time-of-flight measurements in combination with a diamond start-detector

located in front of the 15-fold segmented target. The trigger is based on the hit multiplicity in the TOF covering a polar angle range between 45° and 85° . A detailed description of the HADES detector is given in [33].

In total, 2.2×10^9 Au+Au events are used in the present analysis corresponding to the 40% most central events. The latter is estimated based on comparison of the event-by-event hit multiplicity in the TOF and RPC detectors compared to a Glauber model, for details see [34].

K_S^0 mesons are identified via their decay to $\pi^+ + \pi^-$ (BR = 69.2%, $\tau = 2.68$ cm). Λ hyperons are identified through their decay to $p + \pi^-$ (BR = 63.9%, $\tau = 7.89$ cm). Note that the reconstructed Λ yield contains also a contribution from the (slightly heavier) Σ^0 baryon decaying electromagnetically exclusively into a Λ and a photon. This decay process can not be detected with the present experimental setup; hence, the Λ yield has to be understood as that of $\Lambda + \Sigma^0$ throughout the paper. Pion and proton candidates used for the invariant mass analysis are identified by the curvature of their track in the magnetic field, a very loose cut on the reconstructed particle mass, and a careful track selection based on several quality parameters delivered by a Runge-Kutta tracking algorithm. The following conditions on the decay topology of both hadrons are required to suppress the combinatorial background of uncorrelated pairs: (1) A minimal distance between the primary event vertex and the decay vertex, (2) a minimal distance of closest approach (DCA) between the proton, respectively the pion track, and the primary vertex, (3) a maximal value on the DCA between the two decay tracks of one mother particle and on the DCA of the reconstructed mother particle trajectory to the primary vertex, as well as a minimum opening angle [36].

The remaining background is subtracted using a mixed-event technique where only tracks from events within the same multiplicity class and from the same target stripe are combined [36]. Examples of the invariant mass distributions used for signal extractions are displayed in Fig. 1. The signal counts are extracted by fitting a Gaussian and integrating the data in a $\pm 2 \sigma$ -region around the nominal mass, while the normalization region for the mixed-event background is placed between four-five σ outside the signal region. Typical signal-to-background ratios are about 1–9 for K_S^0 and about 0.5–5 for Λ . In total, about 190000 K_S^0 mesons and about 290000 Λ hyperons are reconstructed.

K_S^0 yields are determined in 15 rapidity bins, covering the center of mass rapidity $y_{cm} = y - 0.74$ between -0.65 and $+0.85$ in steps of 0.1 units in rapidity, and up to 19 transverse mass ($m_t = \sqrt{p_t^2 + m_0^2}$) bins in steps of 40 MeV/c². Λ hyperons are identified in 12 rapidity bins, ranging from $y_{cm} = -0.65$ to $+0.55$ in steps of 0.1 units in rapidity, and up to 16 transverse mass bins in steps of 50 MeV/c². The raw signal yields are corrected in each phase space cell for acceptance and efficiency using Monte-Carlo simulations based on Geant and a detailed description of the detector response, exposed to exactly the same reconstruction and analysis steps as the experimental data. As input for the simula-

E-mail address: hades-info@gsi.de (J. Stroth).

¹ Also at Coimbra Polytechnic – ISEC, Coimbra, Portugal.

² Also at Technische Universität Dresden, 01062 Dresden, Germany.

³ Also at Frederick University, 1036 Nicosia, Cyprus.

⁴ Deceased.

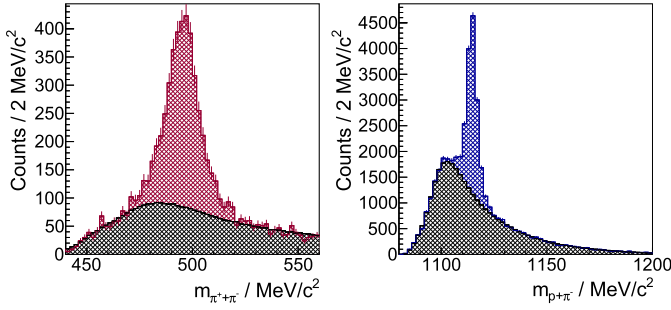


Fig. 1. Examples of K_s^0 (left) and Λ (right) signals for 0–40% most central events, over mixed-event background for the bin $-0.05 < y_{cm} < 0.05$ and reduced transverse masses between 80–120 MeV/ c^2 and 100–150 MeV/ c^2 , respectively.

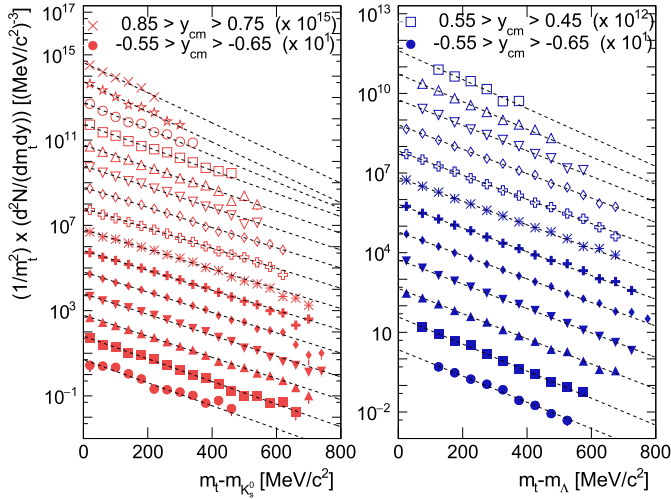


Fig. 2. Reduced transverse mass ($m_t - m_0$) spectra of K_s^0 (left) and Λ (right) for the 0–40% most central events. For a better representation, the spectra are scaled by consecutive factors of 10 for each rapidity bin as indicated in the legend and only statistical errors are plotted. The dotted curves are fits with Eq. (1) to the data.

tion, thermal distributions of K_s^0 and Λ hyperons with an inverse slope of 90 MeV were embedded into the experimental data. The combined correction factors for the efficiency and acceptance correspond to about 50 for K_s^0 and about 100 for Λ hyperons at mid-rapidity, including the branching ratio to the $\pi^+ + \pi^-$ and $\pi^- + p$ final state, respectively [35,36]. In order to suppress the larger combinatorial background in the $p + \pi^-$ sample, more stringent cuts on the decay topology were applied than in case of the $\pi^+ \pi^-$ sample, resulting in the lower detection efficiencies for the Λ compared to the K_s^0 .

The acceptance and efficiency corrected distributions of reduced transverse mass spectra for subsequent slices of rapidity for K_s^0 and Λ hyperons are presented in Fig. 2. Displayed is the number of counts per event, per transverse mass and per unit in rapidity, divided by m_t^2 . This representation is chosen to ease a comparison with single slope Boltzmann fits to the resulting distribution according to

$$\frac{1}{m_t^2} \frac{d^2N}{dm_t dy_{cm}} = C(y_{cm}) \exp\left(-\frac{(m_t - m_0)c^2}{T_B(y_{cm})}\right), \quad (1)$$

which describe the spectra satisfactorily. The rapidity distributions, shown in Fig. 3 are obtained by integrating the data as function of the transverse momentum p_t and using Boltzmann fit functions for extrapolations in the not covered p_t regions. The systematic errors of the yields in each rapidity bin are due to the variations of topology cuts, the normalization region of the mixed-event back-

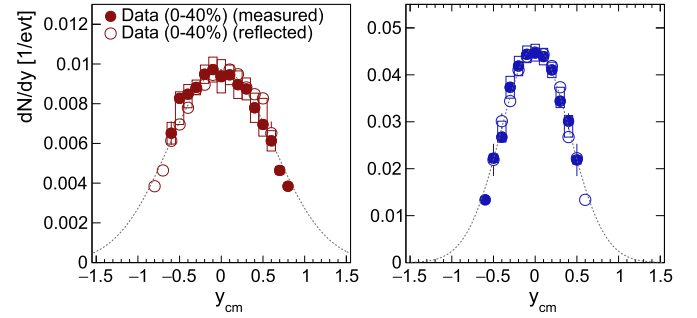


Fig. 3. Rapidity distribution of K_s^0 (left) and Λ (right). The closed symbols depict the measured data points, whereas the open symbols show the data points reflected around the center-of-mass rapidity $y_{cm} = 0$. The error bars display the statistical errors while the systematic uncertainties are indicated by the open boxes. For the extrapolation to unmeasured rapidity values a Gaussian function is used (dotted curve).

ground and by the comparison of the spectra measured in the forward and backward hemisphere. The decay length distributions of the two hadrons are determined to ensure the quality of the correction procedure. We observe lifetimes in agreement with the PDG values, i.e. K_s^0 : $\tau_{exp} = 87.1 \pm 1.1$ ps, $\tau_{PDG} = 89.6 \pm 1.6$ ps; Λ : $\tau_{exp} = 255 \pm 7$ ps, $\tau_{PDG} = 263 \pm 2$ ps [37].

Multiplicities are obtained by integrating the rapidity distribution and using a Gaussian fit for extrapolation to full phase space, see dotted curve in Fig. 3. The statistical error is taken from the fit directly. The systematic uncertainty of the extrapolation is estimated based on variation within the systematic errors and using in addition to the Gaussian fit the rapidity distributions obtained from the three different transport models for extrapolation, as described below.

We obtain a total multiplicity of $(1.56 \pm 0.03_{stat} +0.12_{-0.12sys}) \times 10^{-2}$ K_s^0 and $(4.72 \pm 0.06_{stat} +0.21_{-0.75sys}) \times 10^{-2}$ Λ .

The extracted inverse slope parameters obtained from the Boltzmann fits to the m_t spectra for each rapidity interval are fitted using the ansatz $T_B = \frac{T_{eff}}{\cosh(y_{cm})}$ in order to obtain the effective inverse slope T_{eff} . As the inverse slope contains a contribution from the velocity of the radial expansion of the fireball, which is proportional to the particle mass, one expects a larger inverse slope for the Λ hyperons. We find $T_{eff} = 93 \pm 1 \pm 4$ MeV for the K_s^0 and $T_{eff} = 98 \pm 1 \pm 4$ for the Λ hyperons, suggesting no strong difference between radial flow of the K_s^0 and Λ hyperons.

In addition, the analysis procedure is repeated in the same way for four centrality classes. These classes correspond to 10% steps in centrality, which can be translated into the average number of participants $\langle A_{part} \rangle$ [34]. The results are summarized in Table 1.

A comparison to the world data is presented in Fig. 4, where the mid-rapidity yields for central Au+Au (Pb+Pb) collisions as function of $\sqrt{s_{NN}}$ are displayed. While only experimental data on K_s^0 production exists for central HICs at energies $\sqrt{s_{NN}} > 17.2$ GeV [38–41], the Λ hyperon was studied more extensively [40,42–48]. Its yield rises almost exponentially with energy up to $\sqrt{s_{NN}} \approx 5$ GeV and then levels off.

As both the K_s^0 and Λ are produced below their free NN-threshold, the required energy must be supplied from the collision system. Hence, one expects their yields to rise as a function of the geometrical overlap of the nuclei, which is an approximate of the number of nucleons taking part in the collision. To investigate this, we analyse the multiplicities per mean number of participants $Mult/\langle A_{part} \rangle$ as a function of $\langle A_{part} \rangle$, as shown in Fig. 5 and include also the multiplicities of charged kaons and ϕ mesons measured in the same collision system [29]. If final state interactions play a minor role, the strength of this rise characterizes the amount

Table 1

K_S^0 and Λ multiplicities in full phase space and inverse slopes at mid-rapidity T_{eff} for a given centrality. The first given error corresponds always to the statistical, the second to the systematic error. See text for details.

		yield $\times 10^2$ [1/evt]	T_{eff} [MeV]
K_S^0	0–40%	$1.56 \pm 0.03^{+0.12}_{-0.12}$	$93 \pm 1 \pm 4$
	0–10%	$2.84 \pm 0.09^{+0.21}_{-0.27}$	$98 \pm 1 \pm 3$
	10–20%	$1.58 \pm 0.04^{+0.12}_{-0.12}$	$93 \pm 1 \pm 3$
	20–30%	$1.06 \pm 0.03^{+0.08}_{-0.08}$	$89 \pm 1 \pm 1$
	30–40%	$0.66 \pm 0.02^{+0.06}_{-0.06}$	$86 \pm 1 \pm 1$
Λ	0–40%	$4.72 \pm 0.06^{+0.21}_{-0.75}$	$98 \pm 1 \pm 5$
	0–10%	$8.22 \pm 0.11^{+0.55}_{-0.92}$	$106 \pm 1 \pm 2$
	10–20%	$4.90 \pm 0.09^{+0.21}_{-0.70}$	$97 \pm 1 \pm 2$
	20–30%	$3.17 \pm 0.08^{+0.14}_{-0.36}$	$90 \pm 1 \pm 3$
	30–40%	$1.92 \pm 0.08^{+0.09}_{-0.28}$	$84 \pm 1 \pm 4$

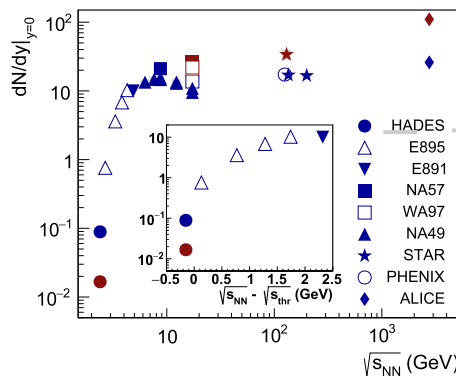


Fig. 4. Compilation of mid-rapidity yields for central Au+Au (Pb+Pb) collisions as a function of $\sqrt{s_{NN}}$ of K_S^0 (red) and Λ (blue) from [38–48]. Our results are shown by the two left most bullets.

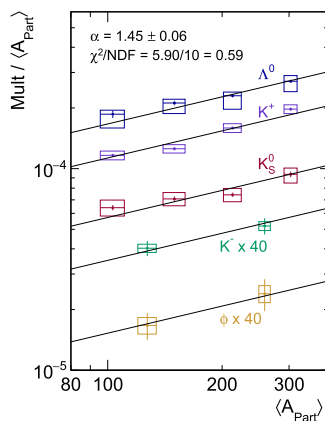


Fig. 5. Multiplicities per mean number of participants $\text{Mult}/\langle A_{part} \rangle$ as a function of $\langle A_{part} \rangle$. All hadron yields are fitted simultaneously with a function of the form $\text{Mult} \propto \langle A_{part} \rangle^\alpha$ with the result: $\alpha = 1.45 \pm 0.06$.

of surplus energy provided by the system, over the contribution from first chance NN collisions. If one assumes that energy accumulates in sequential nucleon-nucleon collisions (as discussed in the introduction) in combination with the steep energy excitation function for strange hadron production, one expects to observe significantly different slopes, due to the clear hierarchy in the production thresholds, ≈ -150 MeV for K^+ , K^0 , Λ ($NN \rightarrow N\Lambda K$) and ≈ -450 MeV, ≈ -490 MeV for the K^- ($NN \rightarrow NNK^+K^-$) and the ϕ meson ($NN \rightarrow NN\phi$). However, the global fit of the function Mult

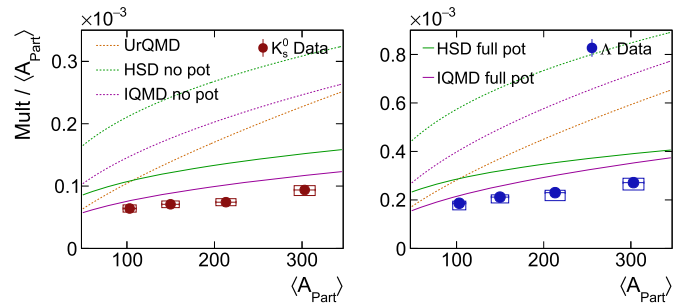


Fig. 6. Multiplicities per mean number of participants $\text{Mult}/\langle A_{part} \rangle$, as a function of $\langle A_{part} \rangle$ for K_S^0 (left) and Λ (right) compared to various transport model calculations (see legends).

Table 2

Values of the parameter α extracted for K_S^0 and Λ data and various models, as displayed in Fig. 6.

	α
data ($K^{+,-,0}$, Λ , ϕ)	1.45 ± 0.06
UrQMD (K_S^0 , Λ)	1.69 ± 0.04
HSD no pot. (K_S^0 , Λ)	1.35 ± 0.02
IQMD no pot. (K_S^0 , Λ)	1.51 ± 0.03
HSD pot. (K_S^0 , Λ)	1.30 ± 0.02
IQMD pot. (K_S^0 , Λ)	1.42 ± 0.03

$\propto \langle A_{part} \rangle^\alpha$ to all the hadron yields returns a satisfactory value of $\chi^2/\text{NDF} = 0.59$, with $\alpha = 1.45 \pm 0.06$.⁵

This points to a more involved picture than assumed in the past, as the total amount of produced strangeness increases with the number of participants and might be only redistributed (statistically) to the final hadron species at freeze-out [49]. This implies that the created system is more interrelated than expected in the past.

In the following, we will compare the K_S^0 and Λ data to predictions from three state-of-the-art hadronic transport models, the Isospin Quantum Molecular Dynamics model (IQMDv.c8) [31], the Hadron String Dynamics (HSDv.711n) model [30] and the Ultrarelativistic Quantum Molecular Dynamics model (UrQMDv.3.4) [32]. It has been shown that none of the standard code versions can reproduce the observed ϕ/K^- multiplicity ratio measured in the same experiment [50].⁶

All three are semi-classical models simulating a HIC on an event-by-event basis. While UrQMD produces particles via intermediate resonance excitations, in HSD and IQMD also direct production via two-to-three particle processes is included however in IQMD only $\Delta(1232)$ resonances are implemented. In contrast to IQMD and HSD, neither mean-field N-N potentials nor explicit K-N potentials are included in the presented version of UrQMD. IQMD is, due to missing high-energy processes, not applicable at energies beyond 2 A GeV, but it is very well tested in the SIS18 energy regime. HSD allows in addition, the propagation of off-shell particles, however, this is more relevant for antikaon production.

We try to extract particle specific properties of K_S^0 mesons and Λ hyperons like the K-N and Λ -N potential, which affect both their production and propagation in the medium.

We start with the comparison of centrality dependence of the integrated yield, see Fig. 6 and Table 2. We find that HSD and IQMD without an implementation of the K-N potential, as well as

⁵ While in case of the K^- the similar scaling was explained by a coupling to the K^{+0} yield via strangeness exchange reactions, e.g. $\pi^0 + \Lambda \rightarrow K^- + p$ [12], no such process is possible in case of the ϕ meson.

⁶ The UrQMD version predicting the measured ϕ/K^- [29] ratio after tuning the cross-sections to match data from p+p collisions is not publicly available yet [50].

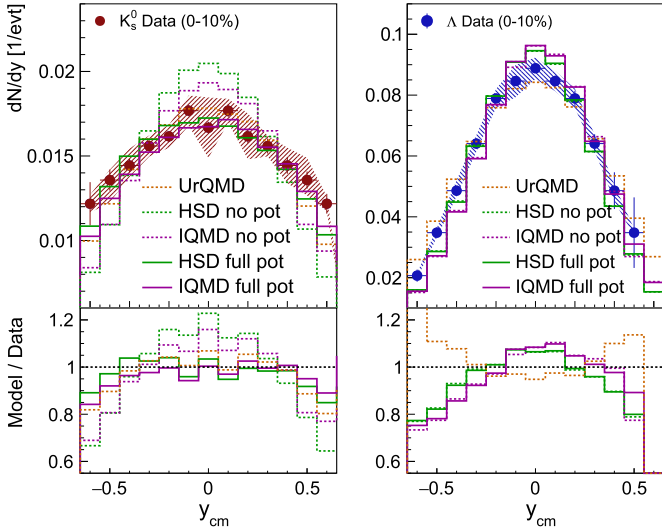


Fig. 7. Comparison of the shape of the rapidity distribution of K_s^0 (left) and Λ (right) to various transport model versions. The model curves are normalized to the integral of the data, see text for details. Data are symmetrized around mid-rapidity.

UrQMD, overpredict the yields by a large factor. Also the model curves differ among each other by up to a factor 2.5, which points to the use of different parametrizations for elementary cross sections.

In HSD and IQMD, a repulsive K-N potential of 40 MeV at nuclear ground state density ρ_0 is included, which increases linearly with density. If turned on, the K_s^0 curves come much closer to the data and also the α parameter is reduced. The IQMD predictions are by far the closest to the data with a deviation of the yields of the order of 10%⁷ and an agreement within errors of the extracted values of α . The reduction of the yield and α values can be understood qualitatively by an effective shift in the production threshold of kaons. As the effect of the density dependence is more pronounced for central events, also the rise with $\langle A_{part} \rangle$ is reduced. Due to the associated production of kaons and Λ hyperons, also the Λ yields are affected by the inclusion of a K-N potential. Note that the employed version of UrQMD does not include any potential, while both versions of HSD and IQMD assume the strength of the Λ -N mean field to be $2/3$ of the N-N mean field, motivated by the additive quark model [14].

Next, we compare the shape of the rapidity distributions for 0–10% most central events. For this, we have symmetrized the distributions with respect to mid-rapidity. In order to compare the shapes, the model curves are normalized to the area of the experimental ones, see Fig. 7. The width of the rapidity distribution is particularly sensitive to the stopping of baryons in the collision zone. Repulsive potentials influence the shape of the distribution further by pushing the particles away from the bulk of matter at mid-rapidity. Indeed, we find that the inclusion of a potential improves the description significantly. In contrast to the previous observable, also the UrQMD calculation gives a fair description of the shape, without any potential. In case of the Λ , the inclusion of the K-N potential does not affect the shape and we find that UrQMD describes the data best.

Finally, we study the transverse momentum distribution at mid-rapidity for the most central event class, see Fig. 8. Besides the

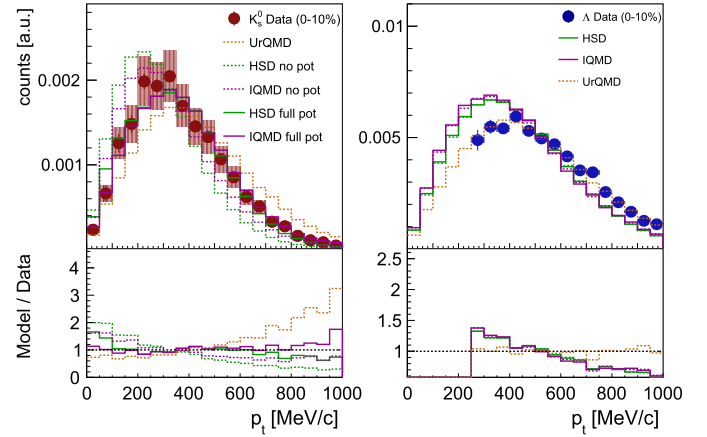


Fig. 8. Comparison of the shape of the pt -spectra for ± 0.15 rapidity units around mid-rapidity of K_s^0 (left) and Λ (right) to various transport model versions. The model curves are normalized to the integral of the data.

Table 3

Summary of the comparison of data to microscopic transport models based on the χ^2 normalized to the number of data points.

Model	KN potential	K_s^0			Λ			α
		p_t	y	Mult	p_t	y	Mult	
UrQMD	no	105	4.1	1619	2.3	3.6	3020	16
HSD	yes	7.0	2.7	670	39	6.3	626	6.3
IQMD	yes	6.0	2.0	99	38	12	214	0.3

production mechanism [52] and the radial expansion velocity of the system, the low transverse momentum part is particularly sensitive to the K/ Λ -N potentials [10].⁸

Once again, in order to compare the shapes, the model curves are normalized to the area of the experimental ones. Clearly, for K_s^0 the data favour models which include potentials. However, again UrQMD without any potential shows a completely different behavior compared to the two other calculations without the potential, undershooting the low p_t part of the spectrum. Hence, production via intermediate resonances seems to (over-) mimic the effect of the potential.

In addition, similar as in case of the rapidity distribution, UrQMD offers the best description of the Λ p_t spectra.

In total, we find that none of the model predictions can describe the yield, the $\langle A_{part} \rangle$ scaling and the shape of the rapidity and p_t spectra of K_s^0 and Λ simultaneously, see also the χ^2 values normalized to the number of data points listed in Table 3 for the investigated observables. Furthermore, we observe that effects of a repulsive K-N potential can be to some extent compensated by production via intermediate resonances. Hence, any further conclusions are weakened by the ambiguities of different microscopic effects and the incomplete description of the presented observables within all investigated models. Therefore, it is premature to draw conclusions on the strength of the potentials based only on the presented observables, and it is necessary to compare and describe as many (related) observables as possible within the same model. To enable a comprehensive adjustment of models and new approaches which are under development [53–56] to our data, differential transverse mass versus rapidity yields are shown in the Appendix and a further analysis on directed flow of hadrons, which is known to be strongly influenced by mean-field potentials, is in preparation.

⁷ Note, that preliminary data on yields of charged pions show a deviation at the order of 20% to data of the FOPI experiment, which are well described by IQMD [51]. Due to π induced strangeness production channels, this difference is also transported to the K_s^0 and Λ yields.

⁸ Note that this depends on the form of the implemented potential and hence does not hold true for all models, see e.g. [11].

In summary, we present the first data on sub-threshold production of K_s^0 mesons and Λ hyperons in Au+Au collisions at $\sqrt{s_{NN}} = 2.4$ GeV. We observe a universal scaling with $\langle A_{part} \rangle$ for all particles containing strangeness, independent of the corresponding excess energy. This implies that the fireballs created in Au+Au collisions at different centralities are more interrelated than expected and the total amount of strangeness increases stronger than linear with the number of participants and might be redistributed to the final hadron states only at freeze-out. Previous constraints on the EOS of nuclear matter based on the assumption of energy accumulation in sequential nucleon-nucleon collisions should therefore be revisited.

Our comparison of the yields, the universal scaling and the shapes of rapidity and p_t spectra to three microscopic transport models does not yet lead to a consistent picture. Including a repulsive KN potential the IQMD predictions are by far closest to the data, with a remaining deviation of the yields of the order of 10% and an agreement within errors of the extracted values of α . The shape of the kaon rapidity distribution is well described if a repulsive K-N potential is included in HSD and in particular in IQMD. On the other hand, UrQMD reproduces the rapidity distribution without such a potential, probably because of the particle production through intermediate resonances, but fails to reproduce the observed scaling of the yields with centrality. Yet, the shape of the Λ rapidity distributions and the p_t spectra are best described by UrQMD. Due to the observed ambiguities and the imperfect description of the presented observables, it is premature to adjust the strength of the potential based on the presented observable. Further model refinements and data-to-model comparisons based on additional observables e.g. directed flow of strange hadrons are necessary before firm constraints can be deduced.

Acknowledgements

The HADES collaboration thanks J. Aichelin, M. Bleicher, E. Bratkovskaya, C. Hartnack and J. Steinheimer for elucidating discussions. We gratefully acknowledge support by the following grants: LIP Coimbra, PTDC/FIS/113339/2009; SIP JUC Cracow, Cracow (Poland) National Science Center, 2016/23/P/ST2/040 POLONEZ, 2017/25/N/ST2/00580, 2017/26/M/ST2/00600; TU Darmstadt, Darmstadt (Germany) and J. W. Goethe-University, Frankfurt (Germany), ExtreMe Matter Institute EMMI at GSI Darmstadt; TU München, Garching (Germany), MLL München, DFG EClust 153, GSI TMLRG1316F, BMBF 05P15WOFCA, SFB 1258, DFG FAB898/2-2; NRNU MEPhI Moscow, Moscow (Russia), in framework of Russian Academic Excellence Project 02.a03.21.0005, Ministry of Science and Education of the Russian Federation 3.3380.2017/4.6; JLU Giessen, Giessen (Germany), BMBF:05P12RGGHM; IPN Orsay, Orsay Cedex (France), CNRS/IN2P3; NPI CAS, Rez, Rez (Czech Republic), MSMT LM2015049, OP VVV CZ.02.1.01/0.0/0.0/16 013/0001677, LTT17003.

Appendix

The observables shown in the text are based on the data presented in Figs. 9 and 10. The data are organized in bins of $m_t - m_0$ vs. y_{cm} for four centrality classes. The details of the centrality selection are described in [34].

References

- [1] M. Hanauske, K. Takami, L. Bovard, L. Rezzolla, J.A. Font, F. Galeazzi, H. Stoecker, Phys. Rev. D 96 (4) (2017) 043004.
- [2] J. Adamczewski-Musch, et al., HADES Collaboration, submitted, in review process.
- [3] D.B. Kaplan, A.E. Nelson, Phys. Lett. B 175 (1986) 57.

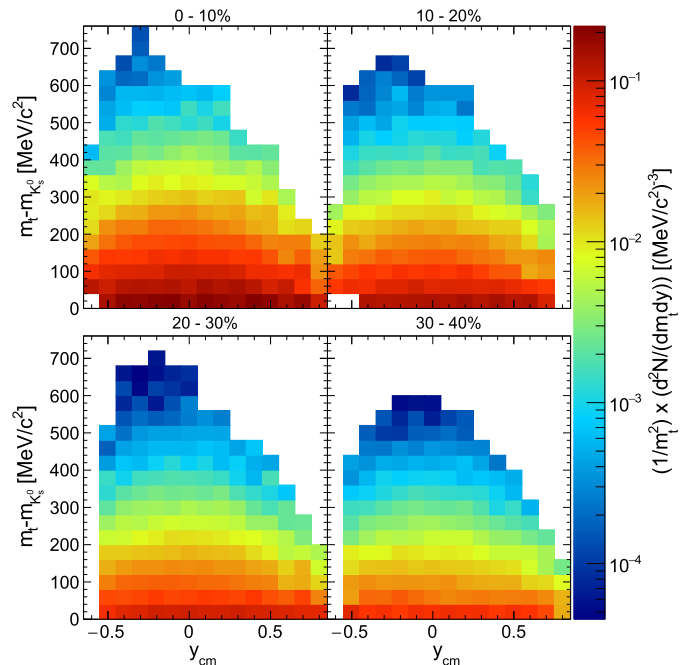


Fig. 9. Differential yield of K_s^0 as function of rapidity and reduced transverse mass for the four centrality classes.

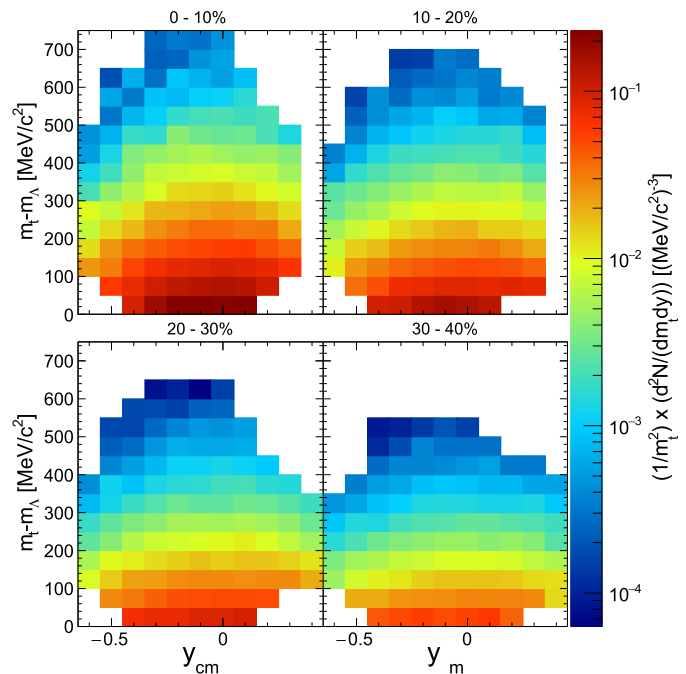


Fig. 10. Differential yield of Λ as function of rapidity and reduced transverse mass for the four centrality classes.

- [4] V.R. Pandharipande, Nucl. Phys. A 178 (1971) 123.
- [5] H.A. Bethe, M.B. Johnson, Nucl. Phys. A 230 (1974) 1.
- [6] N.K. Glendenning, S.A. Moszkowski, Phys. Rev. Lett. 67 (1991) 2414.
- [7] S. Balberg, A. Gal, Nucl. Phys. A 625 (1997) 435.
- [8] C.H. Lee, G.E. Brown, D.P. Min, M. Rho, Nucl. Phys. A 585 (1995) 401.
- [9] M.L. Benabderrahmane, et al., FOPI Collaboration, Phys. Rev. Lett. 102 (2009) 182501.
- [10] G. Agakishiev, et al., Phys. Rev. C 82 (2010) 044907.
- [11] G. Agakishiev, et al., HADES Collaboration, Phys. Rev. C 90 (2014) 054906.
- [12] A. Förster, F. Uhlig, I. Bottcher, D. Brill, M. Debowski, et al., Phys. Rev. C 75 (2007) 024906.
- [13] V. Zinuyuk, et al., FOPI Collaboration, Phys. Rev. C 90 (2014) 025210.

- [14] C. Hartnack, H. Oeschler, Y. Leifels, E.L. Bratkovskaya, J. Aichelin, Phys. Rep. 510 (2012) 119.
- [15] A. Mishra, E.L. Bratkovskaya, J. Schaffner-Bielich, S. Schramm, H. Stoecker, Phys. Rev. C 70 (2004) 044904.
- [16] S. Pal, C.M. Ko, Z.w. Lin, B. Zhang, Phys. Rev. C 62 (2000) 061903.
- [17] V. Metag, M. Nanova, E.Y. Paryev, Prog. Part. Nucl. Phys. 97 (2017) 199.
- [18] E.E. Kolomeitsev, B. Kampfer, D.N. Voskresensky, Nucl. Phys. A 588 (1995) 889.
- [19] J. Schaffner-Bielich, J. Bondorf, A. Mishustin, Nucl. Phys. A 625 (1997) 325.
- [20] M.F.M. Lutz, A. Steiner, W. Weise, Nucl. Phys. A 574 (1994) 755.
- [21] W. Cassing, E.L. Bratkovskaya, U. Mosel, S. Teis, A. Sibirtsev, Nucl. Phys. A 614 (1997) 415.
- [22] C.T. Sturm, et al., KAOS Collaboration, Phys. Rev. Lett. 86 (2001) 39.
- [23] C. Fuchs, A. Faessler, E. Zabrodin, Y.M. Zheng, Phys. Rev. Lett. 86 (2001) 1974.
- [24] C. Hartnack, H. Oeschler, J. Aichelin, Phys. Rev. Lett. 96 (2006) 012302.
- [25] M. Merschmeyer, et al., FOPI Collaboration, Phys. Rev. C 76 (2007) 024906.
- [26] G. Agakishiev, et al., HADES Collaboration, Eur. Phys. J. A 47 (2011) 21.
- [27] C.J. Batty, E. Friedman, A. Gal, Phys. Rep. 287 (1997) 385.
- [28] S. Weissenborn, D. Chatterjee, J. Schaffner-Bielich, Nucl. Phys. A 881 (2012) 62.
- [29] J. Adamczewski-Musch, et al., HADES Collaboration, Phys. Lett. B 778 (2018).
- [30] W. Cassing, E.L. Bratkovskaya, Phys. Rep. 308 (1999) 65.
- [31] C. Hartnack, R.K. Puri, J. Aichelin, J. Konopka, S.A. Bass, H. Stoecker, W. Greiner, Eur. Phys. J. A 1 (1998) 151.
- [32] S.A. Bass, et al., Prog. Part. Nucl. Phys. 41 (1998) 225.
- [33] G. Agakishiev, et al., HADES Collaboration, Eur. Phys. J. A 41 (2009) 243.
- [34] J. Adamczewski-Musch, et al., HADES Collaboration, Eur. Phys. J. A 54 (5) (2018) 85.
- [35] T. Scheib, PhD Thesis, J. W. Goethe-University Frankfurt, 2017.
- [36] S. Spies, Master Thesis J. W. Goethe-University Frankfurt, 2018.
- [37] K.A. Olive, et al., Particle Data Group Collaboration, Chin. Phys. C 38 (2014) 090001.
- [38] C. Blume, C. Markert, Prog. Part. Nucl. Phys. 66 (2011) 834.
- [39] F. Antinori, et al., J. Phys. G 31 (2005) 1345.
- [40] E. Andersen, et al., Phys. Lett. B 449 (1999) 401; F. Antinori, et al., Nucl. Phys. A 661 (1999) 130c.
- [41] C. Adler, et al., Phys. Lett. B 595 (2004) 143.
- [42] C. Pinkenburg, et al., E895 Collaboration, Nucl. Phys. A 698 (2002) 495.
- [43] S. Albergo, et al., Phys. Rev. Lett. 88 (2002) 062301.
- [44] S. Ahmad, et al., Phys. Lett. B 382 (1996) 35.
- [45] F. Antinori, et al., Phys. Lett. B 595 (2004) 68; F. Antinori, et al., J. Phys. G 32 (2006) 427.
- [46] C. Adler, et al., Phys. Rev. Lett. 89 (2002) 092301; J. Adams, et al., Phys. Rev. Lett. 98 (2007) 062301.
- [47] K. Adcox, et al., Phys. Rev. Lett. 89 (2002) 092302.
- [48] B.B. Abelev, et al., ALICE Collaboration, Phys. Rev. Lett. 111 (2013) 222301.
- [49] E.E. Kolomeitsev, B. Tomasik, D.N. Voskresensky, Phys. Rev. C 86 (2012) 054909.
- [50] J. Steinheimer, M. Bleicher, J. Phys. G 43 (2016) 015104.
- [51] W. Reisdorf, et al., FOPI Collaboration, Nucl. Phys. A 781 (2007) 459.
- [52] J. Steinheimer, M. Bleicher, EPJ Web Conf. 97 (2015) 00026.
- [53] H. Petersen, D. Oliinychenko, M. Mayer, J. Staudenmaier, S. Ryu, arXiv:1808.06832 [nucl-th].
- [54] V. Steinberg, J. Staudenmaier, D. Oliinychenko, F. Li, A. Erkiner, H. Elfner, arXiv:1809.03828 [nucl-th].
- [55] K. Gallmeister, M. Beitel, C. Greiner, Phys. Rev. C 98 (2) (2018) 024915.
- [56] J. Aichelin, E. Bratkovskaya, A. Le Faevre, V. Kireyev, Y. Leifels, J. Phys. Conf. Ser. 1070 (1) (2018) 012005.