

AperTO - Archivio Istituzionale Open Access dell'Università di Torino

The Early Pleistocene herpetofauna of Rivoli Veronese (Northern Italy) as evidence for humid and forested glacial phases in the Gelasian of Southern Alps

This is the author's manuscript

Original Citation:

Availability:

This version is available <http://hdl.handle.net/2318/1652046> since 2017-11-16T22:27:21Z

Published version:

DOI:10.1016/j.palaeo.2017.11.016

Terms of use:

Open Access

Anyone can freely access the full text of works made available as "Open Access". Works made available under a Creative Commons license can be used according to the terms and conditions of said license. Use of all other works requires consent of the right holder (author or publisher) if not exempted from copyright protection by the applicable law.

(Article begins on next page)

1 **The Early Pleistocene herpetofauna of Rivoli Veronese (Northern Italy) as evidence for humid**
2 **and forested glacial phases in the Gelasian of Southern Alps**

3 Andrea Villa^{a*}, Hugues-Alexandre Blain^{b,c}, Massimo Delfino^{a,d}

4 ^aDipartimento di Scienze della Terra, Università degli Studi di Torino, Via Valperga Caluso 35, I-
5 10125 Torino, Italy. a.villa@unito.it, massimo.delfino@unito.it

6 ^bIPHES, Institut Català de Paleoecologia Humana i Evolució Social, Zona Educacional 4, Campus
7 Sescelades (Edifici W3), E-43007 Tarragona, Spain. hablain@iphes.cat

8 ^cÀrea de Prehistòria, Universitat Rovira i Virgili (URV), Avinguda de Catalunya 35, E-43002
9 Tarragona, Spain.

10 ^dInstitut Català de Paleontologia Miquel Crusafont, Universitat Autònoma de Barcelona, Edifici Z
11 (ICTA-ICP), Carrer de les Columnes s/n, Campus de la UAB, E-08193 Cerdanyola del Valles,
12 Barcelona, Spain.

13 *Corresponding author: a.villa@unito.it

14 **Abstract**

15 Among the Early Pleistocene Italian fossil herpetofaunas, Rivoli Veronese is remarkable in having
16 yielded the youngest known allocaudates, represented by *Albanerpeton pannonicum*, together with
17 remains of other amphibians and reptiles. The assemblage includes at least 15 other taxa, including
18 two caudates (*Speleomantes* sp., *Ichthyosaura alpestris*), four anurans (*Bombina* sp., *Bufo bufo*,
19 *Hyla* gr. *H. arborea*, *Rana* sp.), five lizards (*Lacerta* gr. *L. viridis*, cf. *Zootoca vivipara*, a third,
20 small-sized lacertid, *Anguis* gr. *A. fragilis*, cf. *Pseudopus* sp.) and four snakes (*Coronella* sp.,
21 *Zamenis longissimus*, *Natrix* sp., *Vipera* gr. *V. aspis*). The finding of *Speleomantes* is particularly
22 interesting as it is one of only a handful of fossil occurrences of this genus, being only the second
23 one outside of its extant range. Excluding the extinct *Albanerpeton* and *Speleomantes*, which has a
24 very narrow environmental range, the remainder of the assemblage suggests a Mean Annual

25 Temperature rather similar or slightly colder than the present one in Rivoli Veronese (11.6 °C
26 versus 12.4 °C), with much higher Mean Annual Precipitation (1322 mm versus 834 mm). The
27 palaeoenvironment would have included either permanent or temporary water bodies, located in a
28 forested area. More open landscapes might have also been present in the local vicinity. The
29 palaeoherpetofauna of Rivoli Veronese supports the hypothesis of *Albanerpeton* favouring a moist
30 environment, and confirms the presence of a humid forested landscape on the northern side of the
31 Po Plain during the cold phases of the Gelasian, as already suggested by the pollen record for its
32 southern margin.

33 **Keywords**

34 *Albanerpeton pannonicum*; *Speleomantes*; amphibians; reptiles; palaeoclimatology; Quaternary

35 **1. Introduction**

36 During the Early Pleistocene glacial phases, northern Italy is considered to have had peculiar
37 climatic conditions, different from those characterizing other parts of the Appennine Peninsula
38 (Fauquette and Bertini, 2003; Bertini, 2010). According to pollen data, northern Italy, and the Po
39 Plain in particular, lacked a trend leading towards drier conditions with a more open vegetation
40 during the glacial phases opposed to humid and forested periods during the interglacial ones
41 (Fauquette and Bertini, 2003; Bertini, 2010). Instead, humidity remained a main feature of the
42 climate during both glacial and interglacial phases, where the main difference is found in the
43 composition of the forested landscape. This was composed of coniferous forests in the former and
44 by subtropical/warm temperate forests in the latter. This is particularly evident in Gelasian
45 sediments from localities such as the Stirone River (Fauquette and Bertini, 2003), the Marecchia
46 Valley (Rio et al., 1997) and Monte Falcone-Rio Crevaiese (Monegatti et al., 2002), all located in
47 the southern part of the Po Basin. Similar conditions persisted into the Calabrian also, although
48 brief periods characterized by a drier climate and open landscapes seem to have been present (e.g.,
49 in the Lefte Basin; Ravazzi and Rossignol Strick, 1995).

50 The Italian fossil-bearing site of Rivoli Veronese, located in the Verona province, has
51 yielded a number of fossil remains dating back to the Gelasian, among which the youngest
52 representatives of the extinct lissamphibian clade Allocaudata that are known worldwide (Delfino
53 and Sala, 2007). European Neogene members of the genus *Albanerpeton*, the only allocaudate so
54 far known from the Cenozoic (Sweetman and Gardner, 2013), were considered dry adapted by
55 Böhme (2003), but later, a more probable preference for moist and forested karstic environments
56 was also suggested (Gardner and Böhme, 2008). In this context, the last occurrence of this taxon in
57 an area possibly characterized by a peculiar climate is intriguing, suggesting the possibility to better
58 understand the causes of its definitive extinction.

59 We here describe and identify the whole herpetofauna from Rivoli Veronese, and use this
60 assemblage to reconstruct both palaeoclimate and palaeoenvironment around the site during the
61 time of deposition of the fossil remains. Amphibians and reptiles are particularly useful in this sense
62 because they have strong relationships with climatic and environmental factors of the areas where
63 they live (among others, Antúnez et al., 1988; Currie, 1991; Rage and Roček, 2003; Blain et al.,
64 2008; Vitt and Caldwell, 2009). Moreover, given that the pollen-based palaeoclimatic
65 reconstruction of the Po Plain during the Gelasian are mainly dependent on sites located in the
66 Appennine side of the plain (see references above), this analysis is a good chance to obtain some
67 data on the Alpine side too.

68 **2. Geological and chronological setting of the Rivoli Veronese fissure filling**

69 The fossiliferous locality of Rivoli Veronese is located in the Verona province, near the
70 village of the same name next to the Adige River and northwest of the city of Verona (Fig. 1). It is
71 represented by a fissure, which originated from karstic processes in limestone, and then was later
72 filled with limestone clasts and fluvial sediments (Sala et al., 1994). A rather diverse fauna has been
73 recovered from the fissure, including fish, birds, mammals and the herein-studied amphibians and
74 reptiles. Micromammals are particularly diverse, with at least 28 taxa of insectivores and rodents so

75 far reported in the literature (among which *Pliopetaurista*, *Mimomys pliocaenicus*, *Mimomys*
76 *pitymyoides*, *Mimomys tigliensis*, *Ungaromys dehmi* and *Dinaromys allegranzi*; Sala et al., 1994;
77 Sala, 1996; Fanfani and Masini, 1997; Sala and Masini, 2007). Following Kotsakis et al. (2003) and
78 Sala and Masini (2007), the rodent assemblage from Rivoli Veronese can be assigned to the *M.*
79 *pliocaenicus* zone, which is correlated with the late Villanyan and the MN 17. Moreover, the
80 mammalian fauna is included in the Coste S. Giacomo Faunal Unit (Gliozzi et al., 1997; Kotsakis et
81 al., 2003; Sala and Masini, 2007), which represents the first half of the c2r.1r subchron (roughly
82 between 2.13 and 2.0 Ma) according to Bellucci et al. (2014).

83 **3. Material and methods**

84 The study presented in this paper is based on the fossil remains of amphibians and reptiles
85 found at Rivoli Veronese and currently stored at the Dipartimento di Biologia ed Evoluzione,
86 Università di Ferrara, Italy (acronym: RV-H = Rivoli Veronese, herpetological fossil material).
87 Remains of *Albanerpeton pannonicum* previously published by Delfino and Sala (2007) are not re-
88 described here. Pictures of the most significant specimens have been taken at the University of
89 Torino using a Leica M205 microscope equipped with the Leica application suite V 4.10.

90 The Mutual Ecogeographic Range (MER; Blain et al., 2009, 2016c) has been applied to the
91 recovered herpetofauna, in order to reconstruct the palaeoclimate. Extant distributions are based on
92 the atlas of amphibians and reptiles from Europe (Sillero et al., 2014), with 50 × 50 km resolution
93 maps in the Universal transverse Mercator (UTM) georeferenced system. Estimated climatic
94 parameters for each 50 × 50 km UTM square are calculated based on climatic database from
95 Climate-Data.org (years 1982-2002).

96 **4. Results**

97 **4.1. The palaeoherpetofauna of Rivoli Veronese**

98 Representatives of all major clades of lissamphibians besides caecilians have been found in
99 the fissure filling of Rivoli Veronese. In addition to the remains reported by Delfino and Sala
100 (2007), two small and fragmentary dentaries are tentatively attributed to *Albanerpeton* (Fig. 2), even
101 if their poor preservational status does not allow a more confident attribution to *A. pannonicum*.
102 Caudate remains are represented almost completely by presacral vertebrae. Most of these can be
103 assigned to the plethodontid genus *Speleomantes* (Fig. 3A-C), but the size and morphology of a
104 single specimen is fully comparable with the salamandrid *Ichthyosaura alpestris* (Fig. 3D-F). A
105 single caudal vertebra (Fig. 3G-H) displays a peculiar morphology, which is more similar to
106 *Speleomantes* than to *Ichthyosaura*, but, since it differs from the available comparative material, it
107 is attributed only to undetermined caudates. Among anurans, three humeri display the diagnostic
108 morphology of *Bombina* (Fig. 4A-B). The presence of *Bufo bufo* is testified by a number of large
109 and robust bones (Fig. 4C-E), whereas a single trunk vertebra belongs to a hylid of the *Hyla*
110 *arborea* species complex (Fig. 4F-G). The most frequently represented anurans are ranids, and in
111 particular, brown frogs of the genus *Rana* (whose presence is testified by scapulae and humeri
112 showing the morphology of this genus according to Bailon, 1999; Fig 4H-I). The presence of
113 juvenile representatives of *Pelophylax* cannot be confidently excluded, due to the presence of small
114 ilia that resemble those of young green frogs (Fig. 4J). Pending a more detailed analysis of the ranid
115 remains from Rivoli Veronese, we here assign all ranid ilia to Ranidae indet., even if at least one
116 specimen (Fig. 4K-L) might represents *Rana temporaria*, following the diagnostic criteria of Bailon
117 (1999).

118 The material includes remains of both lizards and snakes. Several large-sized lizard
119 specimens, including an almost complete frontal (Fig. 5A-B), are assigned to the *Lacerta viridis*
120 species complex. A single pair of small-sized fused frontals is tentatively attributed to *Zootoca*
121 *vivipara* (Fig. 5C-D). Lacertids are also represented by numerous remains that can be identified
122 only at the family level. Nevertheless, at least a small fragment of parietal (Fig. 5E-F) and a
123 premaxilla (Fig. 5G-H) might belong to a second small-sized taxon different from *Z. vivipara*, given

124 that their morphology is not congruent with the viviparous lizard. *Anguis* gr. *A. fragilis* is largely
125 represented in the fossil material, with both cranial and postcranial remains (Fig. 5I-L). However,
126 the attribution to *Anguis* of a small-sized dentary that showed the general morphology of the slow
127 worm (Fig. 5M-N) is questionable because of the presence of a fused posterior end of the
128 intramandibular septum, an unusual feature for this genus (Klembara et al., 2014). Few remains are
129 tentatively assigned to the large-sized anguid of the genus *Pseudopus* (Fig. 5O-R). At least four
130 different snakes have been identified based on the morphology of the trunk vertebrae: *Coronella* sp.
131 (Fig. 6A-D), *Zamenis longissimus* (Fig. 6E-H), *Natrix* sp. (Fig. 6I-L) and *Vipera* gr. *V. aspis* (Fig.
132 6M-P). Nevertheless, a series of trunk vertebrae, whose morphology differs from those of both
133 *Coronella* and *Zamenis*, suggest the presence of other, unrecognised “colubrines” (operational
134 taxon sensu Szyndlar, 1991) snakes.

135 A complete list of the amphibians and reptiles found in Rivoli Veronese is given in Tab. 1,
136 with complete descriptions and identifications of the remains being reported in the supplementary
137 material.

138 **4.2. Palaeoclimatic reconstruction**

139 The MER is a robust methodology for reconstructing Pleistocene climatic conditions as it
140 permits the estimation of quantitative data for temperature and precipitation (e.g., Blain et al., 2009,
141 2014, 2016c). However, sometimes a whole fossil assemblage has no modern analogue because its
142 extant taxa do not co-occur. This is the case with the very diverse assemblage of Rivoli Veronese.
143 Nevertheless, overlap of the ranges of most of the taxa is possible, although excluding
144 *Speleomantes* from the analysis due to its very restricted modern range. Such an overlap gives a
145 unique 50 x 50 km UTM square, located at the boundary between Slovenia and Croatia, mainly
146 centered on the southwestern Slovenian city of Ilirska Bistrica (red square in Fig. 7A). Such an area
147 (comprised between 400 and 600 meters above sea level) corresponds to a mean annual temperature

148 (MAT) that varies between 12.4 and 9.8°C and very high mean annual precipitation (MAP)
149 comprised between 1320 and 1340 mm.

150 If we closely compare Ilirska Bistrica and Rivoli Veronese modern values (1982-2002; Tab.
151 2), the Early Pleistocene climate deduced for Rivoli Veronese would have been characterized as
152 cold and with a very high atmospheric temperature range, temperate summer and cold winter
153 (Figure 7B; Tab. 3). Rainfall was very abundant, with a regular distribution over the year and with
154 the highest amount occurring during winter and to a lesser extent, spring. No dry month is
155 evidenced, thus characterizing the climate as mountainous humid to very humid, according to the
156 Aridity Indexes (Tab. 3). In comparison with the current climatic data from Rivoli Veronese area,
157 the MER-estimated MAT would have been somewhat colder (-0.8°C) than at present (Tab. 2). Such
158 colder climatic conditions during the Early Pleistocene are linked with a decrease in temperature
159 during the spring and summer months (between -1.1°C and -1.9°C), but not during the winter, which
160 is warmer (+0.2°C and +2.0°C). The total amount of rainfall would have been much higher (+488
161 mm) than at present in the Rivoli Veronese area. The frequency of precipitation would also have
162 been much higher than the modern-day climate, especially during the fall and winter months (from
163 September to January). Such higher humidity is confirmed by the De Martonne Index (Tab. 3).

164 To confirm these results, a second overlap is undertaken, excluding from the analysis the
165 genus *Pseudopus*, a large anguid lizard currently absent from Italy, as it was the taxon that strongly
166 constrained the previous one-UTM square overlap. According to the MER method, when a taxon is
167 removed from the analysis, the resulting overlap is supposed to be still valid even if less precise.
168 When removing *Pseudopus* from the assemblage, the obtained overlap is much larger, comprising a
169 total of 90 UTM squares (black and red squares on Fig. 7A). These UTM 50 x 50 km squares
170 mainly correspond to mountainous areas and are distributed from the western borders of Romania
171 and Bulgaria, the eastern border of Hungary in the East, and up to the western-central part of France
172 in the West. It also encompasses the south of Austria and Switzerland, northernmost Italy and a

173 large area of central-eastern France. Such an overlap corresponds to a mean annual temperature of
174 $10.6 \pm 1.7^\circ\text{C}$ and a mean annual precipitation of 839 ± 233 mm. This further verifies a cold (-1.8°C
175 compared to present conditions in Rivoli Veronese) and humid (similar to present values in that
176 case) pattern for the palaeoclimatic reconstruction of the Early Pleistocene site.

177 **5. Discussion**

178 **5.1. Rivoli Veronese: a humid and forested refugium for the last allocaudates?**

179 Within the biochronological range given by the rodent assemblage from Rivoli Veronese
180 (Kotsakis et al., 2003; Sala and Masini, 2007) that suggest a late Villanyan (MN17) age, which has
181 also been constrained by palaeomagnetism studies (Bellucci et al., 2014) that is between 2.13 and
182 2.0 Ma, our palaeoherpetofaunal based climate reconstruction suggests that fossil remains found at
183 Rivoli Veronese may have been deposited during a cold phase (i.e. MIS 78, 76 or 74) of the late
184 Gelasian. Similar to the conditions evidenced by the pollen record in the Appennine side of the Po
185 Plain (Bertini, 2010; Fauquette and Bertini, 2003), the climate in Rivoli Veronese during this cold
186 phase was characterized by a rather strong degree of humidity (Tab. 3). This confirms the climatic
187 peculiarity of Northern Italy during the Gelasian when compared with the drier glacial phases of the
188 rest of the peninsula. The presence of either temporary or permanent water bodies is further
189 evidenced by the high number of water-linked taxa recognised in the herpetofauna, particularly
190 *Natrix* and all other amphibians. Given the absence of both palynological and palaeobotanical data
191 from the locality, an estimate of the probable vegetation must be indirectly inferred from the usual
192 environmental preferences of the identified taxa. On the whole, the amphibians and reptiles
193 assemblage includes taxa that are indicative of a forested environment (see Speybroeck et al., 2016,
194 for a brief summary of their ecological requirements). Extant *I. alpestris* and plethodontids of the
195 genus *Speleomantes*, for example, frequent water bodies and interstices, crevices and caves that are
196 surrounded by forests respectively. *Zamenis longissimus* is also considered a forest-dweller (even
197 though alternating with more open basking areas). *Hyla* gr. *H. arborea*, cf. *Zootoca vivipara* and

198 *Coronella* might support the presence of open environments near the edge of the forest (Speybroeck
199 et al., 2016), but the few remains confidently attributed to these taxa might suggest that open areas
200 were not the dominant environment in the vicinity of the karst fissures of Rivoli Veronese. In any
201 case, these open meadows might have been also used by *Lacerta* gr. *L. viridis* for basking.
202 Generalist taxa such as *B. bufo* and *Rana* were also present, neither confirming nor contradicting the
203 palaeoenvironmental indications as given by the rest of the herpetofauna. A humid and forested
204 environment is also consistent with the mammal remains, due to the finding of hygrophilous
205 insectivores and flying squirrels (Sala et al., 1994; Fanfani and Masini, 1997).

206 As noted by Delfino and Sala (2007), such a humid environment contrasts with the past
207 common view of Neogene and Quaternary allocaudates being dry-adapted taxa, and is more
208 consistent with Gardner and Böhme's (2008) hypothesis of a group with wider habitat tolerances,
209 but with a preference for moist and forested karstic areas. Given these ecological preferences,
210 questions might be raised as to why they went extinct after the Early Pleistocene. Such humid and
211 forested conditions were still present in the Southern Alps during the Calabrian, despite some
212 possible and brief drier period with more open vegetation (Ravazzi and Rossignol Strick, 1995). It
213 can be argued that whilst these periods may have had a negative impact on the survival of
214 allocaudates in Northern Italy, an even stronger change in environmental conditions from a forested
215 to a grassland/steppe environment had had virtually no effects on *A. pannonicum* in its type locality,
216 Csarnóta 2 (Venczel and Gardner, 2005). The burrowing lifestyle of allocaudates has been
217 suggested as the likely reason behind the low impact of the environmental changes at Csarnóta 2,
218 and so this hypothesis might also hold true for those living in Northern Italy. Yet these organisms
219 still went extinct. It is interesting to note that another interstitial amphibian found in Rivoli
220 Veronese, *Speleomantes*, also disappeared from the area after the Gelasian. Therefore it seems
221 likely that the cause of their disappearance could still overcome the resilience provided by their
222 interstitial habits.

223 It is commonly thought that glacial phases during the first part of the Early Pleistocene were
224 of a rather low amplitude, with the first major glaciation occurring during the Marine Isotope Stage
225 (MIS) 22 (0.87 Ma; Muttoni et al., 2003, 2007). According to Muttoni and colleagues (2007), the
226 magnitude of this glacial event was comparable to that of the Last Glacial Maximum, and it is
227 possible that during this period, the ice cap covering the Alps were also similarly expanded towards
228 the southern margin of the mountain range. Reconstructions of the Last Glacial Maximum place the
229 ice cap margin very close to, if not covering, the area of Rivoli Veronese (see fig. 1 in Muttoni et
230 al., 2003, and fig. 1a in Muttoni et al., 2007). It is therefore possible that the proximity of the ice
231 cap might have made the karstic fissures unsuitable for both *Albanerpeton* and *Speleomantes*, which
232 were not able to either migrate further south or recolonize the area during the following interglacial.
233 Following the reconstructions reported in Muttoni et al. (2003, 2007), Rivoli Veronese was
234 encircled by two different extensions of the ice cap during the Last Glacial Maximum, both from
235 the Lake Garda and the Adige River sides. If a similar pattern is also valid for the MIS 22
236 glaciation, the Rivoli Veronese amphibians and reptiles may have found themselves trapped, with
237 low possibilities of moving away from the glacier margin. In any case, if this part of Northern Italy
238 acted as an Early Pleistocene refugium for allocaudates (as it seems suggested by the absence of
239 other coeval or younger findings), it appears that the loss of suitable conditions resulted in, or at the
240 very least pushed them towards, their extinction..

241 Herpetofaunal extinction or extirpation events during the Pleistocene are also well known in
242 the two other European peninsulae facing the Mediterranean (namely, the Iberian and the Balkan
243 Peninsulae). In both cases, the disappearance of taxa followed a southward trend, with their
244 distributional ranges showing a contraction towards the southern portions of the two peninsulae
245 over time (see e.g., varanids in Greece, Georgalis et al., 2017, and agamids in Spain, Delfino et al.,
246 2008b; Blain et al., 2016a). It is interesting to note how the disappearance of “exotic” amphibians
247 and reptiles in Iberia seems to be geographically linked with particular moments in time (Blain et
248 al., 2016a): i.e., the Olduvai palaeomagnetic event in the northern part of the country and the

249 Jaramillo event in the southern part. However, it must be stressed that these extirpations concern
250 mainly thermophilous reptiles (with the only exception of the green toad, *Bufo viridis* s.l.), whose
251 disappearance is usually linked with the cooling associated with glaciation events (even if
252 competitive exclusion caused by other taxa could have also played a role). Given that, it is most
253 likely that their local disappearance, and that of the cold-tolerant *Albanerpeton* and *Speleomantes* in
254 the northern side of the Po Plain, might not be linked to the same causes.

255 **5.2. Amphibians and reptiles from Rivoli Veronese and the Pleistocene herpetological** 256 **assemblages of Italy**

257 *Albanerpeton* is not the only peculiar taxon present in the rather diverse herpetological
258 assemblage of Rivoli Veronese. The occurrence of *Speleomantes* is rather interesting too. Currently,
259 this cave-dwelling plethodontid has a rather restricted distribution, limited to Sardinia, Liguria and
260 the Appennines in Italy and to the southeastern corner of France (Lanza et al., 1995, 2006).
261 Introduced populations are reported from Southern France and the eastern border of Northern Italy
262 (*Speleomantes strinatii*; Sillero et al., 2014), as well as from Lower Saxony in Germany (probably
263 *Speleomantes italicus*; Alexander Kupfer, pers.comm. to AV). Given this, the presence of an
264 undetermined species of *Speleomantes* in Rivoli Veronese is identified as one of the very few fossil
265 occurrences of this genus outside the current distributional range. Indeed, the very poor fossil record
266 of *Speleomantes* is largely limited to the Pliocene to Holocene discoveries coming from localities
267 inside areas inhabited by its extant representatives (for a summary, see Böhme and Ilg, 2003,
268 Delfino, 2004, and Delfino et al., 2005). A single occurrence, other than Rivoli Veronese, is located
269 far outside from this range: the middle Miocene trunk vertebra from Devínska Nová Ves, in
270 Slovakia, attributed to a possible new species of *Hydromantes* (*Speleomantes*) by Venczel and
271 Sanchiz (2005). The Rivoli Veronese finding testifies for a wider distribution of the genus during
272 the Pleistocene. Nevertheless, it cannot shed clear lights on its evolutionary dynamics in Europe, due
273 to the presence of older occurrences that are already established in the current range and the absence

274 of late Miocene- or Pliocene-aged extralimital fossils that might give clues on possible colonization
275 routes.

276 All others amphibians found in Rivoli Veronese, except *I. alpestris*, have a rich fossil record
277 (Böhme and Ilg, 2003). *Ichthyosaura alpestris* or morphologically-related forms, on the other hand,
278 have been found in a few sites. These are: one locality from the Oligocene/Miocene boundary of
279 Germany (Böhme and Ilg, 2003), one locality from the early Pliocene of Slovakia (Hodrová, 1984;
280 Ivanov, 2007), one locality from the Early Pleistocene of Italy (Delfino and Bailon, 2000), four
281 localities from the Middle Pleistocene of England (Gleed-Owen, 1998), France (Hanquet et al.,
282 2010), Germany (Böhme, 1997; Holman, 1998) and Russia (Böhme and Ilg, 2003) and one locality
283 from the Late Pleistocene of Spain (Holman, 1998). Including the single vertebra found in Rivoli
284 Veronese, these remains represent only a handful of fossil occurrences of a species that was present
285 in Europe since the beginning of the Neogene. It is interesting to note that the Middle Pleistocene
286 was a period of large diffusion of this caudate into the continent, with a range that was far more
287 extended than the current one (see Sillero et al., 2014) spreading from England and Southeastern
288 France in the West to European Russia in the East. Rivoli Veronese represents only the second
289 fossil occurrence of this species in mainland Italy, and the first one inside its current Italian range.
290 The other remains, identified only tentatively as *Ichthyosaura* cf. *I. alpestris*, come from the slightly
291 younger (Calabrian) fissure fillings of Cava dell'Erba, in the Pirro Nord karst network in Apulia
292 (Delfino and Bailon, 2000). More remains are required from Central and Southern Italy to
293 understand whether this species once had a stable and continuous distribution in the Appennine
294 Peninsula, or the Pirro Nord fossils and the extant isolated populations in Calabria (Sindaco et al.,
295 2006; Lanza et al., 2007; Sillero et al., 2014) are just the results of sporadic dispersal events.

296 A high number of taxa (at least five) composes the lizard assemblage from the Early
297 Pleistocene of Rivoli Veronese. If not taking into account the third, small and undetermined
298 lacertid, all these taxa but *Pseudopus*, are still present in the Verona province today. The current

299 range of the genus *Pseudopus* has its western limit near the border between Slovenia and Italy
300 (Sillero et al., 2014), where it is represented by the sole extant species, *Pseudopus apodus*.
301 Nevertheless, the genus is also reported at sites in the Appennine Peninsula, occurring in deposits
302 since the late Miocene (Böhme and Ilg, 2003), and has its youngest Italian occurrences right in the
303 Verona province (Delfino, 2002; Delfino et al., 2008a). The *Pseudopus* osteoderm reported from
304 the Calabrian site of Pirro Nord by Delfino and Bailon (2000) is now considered as an intrusion of
305 an older (Neogene) fossil in the Early Pleistocene sample (Delfino and Atzori, 2013). Apart from
306 Rivoli Veronese, *Pseudopus* remains in the Verona area have been found in the Early Pleistocene of
307 Monte La Mesa, the Middle Pleistocene of Cengelle, Viatelle and Zoppega 2 and the Late
308 Pleistocene of Grotta della Volpe (Delfino, 2002; Delfino et al., 2008a). These remains were at first
309 attributed to the extinct *Pseudopus pannonicus* (Delfino, 2002), but later reallocated to an
310 undetermined *Pseudopus* species (Delfino et al., 2008a). Given that, it is not possible to clearly state
311 whether they represent a residual occurrence of *P. pannonicus* in Italy (and then also one of the
312 oldest occurrences of the species in Europe; Böhme and Ilg, 2003) or rather a western expansion of
313 *P. apodus* during the Pleistocene. Nevertheless, it appears clear that *Pseudopus* inhabited the area
314 during the whole Pleistocene, eventually disappearing before the beginning of the Holocene.
315 Among others lizards identified in Rivoli Veronese, cf. *Zootoca vivipara* is the first report in Italy
316 of a fossil form morphologically similar to the viviparous lizard, whose fossil record is known only
317 from countries in the northern part of Europe (Gleed-Owen, 1998; Holman, 1998; Böhme and Ilg,
318 2003). Moreover, this is one of the oldest occurrences of this lizard, together with findings reported
319 from the Early Pleistocene of Bad Deutsch-Altenburg, in Austria (Rauscher, 1992). Both *Lacerta*
320 gr. *L. viridis* and *Anguis* gr. *A. fragilis*, on the other hand, were already reported from Italian sites,
321 and they also have a more widespread fossil record in Europe (Holman, 1998; Böhme and Ilg,
322 2003). Still, those from Rivoli Veronese are the oldest remains of the slow worm currently known
323 in Italy (Delfino, 2002; Böhme and Ilg, 2003; Delfino et al., 2008a).

324 Snakes are represented in Rivoli Veronese by taxa that are known from a number of other
325 Italian Pleistocene localities, often as part of the same assemblages (Delfino, 2002; Böhme and Ilg,
326 2003; Delfino et al., 2008a). All of these are also currently present in the area (Sillero et al., 2014).
327 As far as *Coronella* and *Z. longissimus* are concerned, they represent the oldest occurrences of the
328 respective taxa known thus far in Italy. It is worth to note the apparent absence of *Hierophis*
329 *viridiflavus*, which otherwise, is rather common at other Quaternary sites located in the Veneto
330 region (Delfino et al., 2008a). Given the high adaptability of this snake, it is likely that this absence
331 is not environmentally controlled. In any case, it is not possible to exclude that unrecognised *H.*
332 *viridiflavus* vertebrae may have been included in the high number of trunk vertebrae identified only
333 as undetermined “colubrines”, whose morphological differences suggest the possible presence of
334 unrecognised colubrine taxa other than *Coronella* and *Zamenis*.

335 The Gelasian herpetofauna of Rivoli Veronese appears to have been rather diverse then,
336 including at least 16 different taxa (probably more, taking into account the possible presence of
337 other, unrecognised colubrines). Except for a few occurrences (namely, *Albanerpeton*,
338 *Speleomantes* and *Pseudopus*), all the identified taxa are still present in the area, indicating that the
339 extant amphibians and reptiles association was already setting up during the Early Pleistocene. If
340 compared with the other well-known Early Pleistocene Italian site of the karst network at Pirro
341 Nord, which is considered to be slightly younger (Calabrian) in age (Arzarello et al., 2007, 2009;
342 López-García et al., 2015), the assemblage of Rivoli Veronese is slightly less diverse (18 taxa found
343 in the fissure fillings of Pirro Nord versus 16 in the herein studied locality; Delfino and Bailon,
344 2000; Delfino and Atzori, 2013; Blain et al., 2016b). Apart from a certain similarity in the snake
345 component, the rest of the herpetofauna from Pirro Nord is distinctly different from that of Rivoli
346 Veronese, including an amphisbaenian and a rather diverse chelonian fauna (three different co-
347 occurring taxa; Delfino and Bailon, 2000), notably missing from the Northern-Italian site. This
348 difference might be linked to a dryer and warmer, Mediterranean climate in Southern Italy during
349 the Calabrian, but also to the trans-Adriatic influence of Balkan faunistic elements colonizing the

350 area by the beginning of the Pleistocene (e.g., *Pelobates syriacus*; Blain et al., 2016b). Moreover,
351 the involvement of some kind of taphonomic bias in the lack of larger taxa such as turtles from the
352 palaeoherpetofauna of the Northern-Italian site must be also taken into account, given that the
353 Rivoli Veronese fissure is filled with fine-grained sediments and large faunal elements (e.g., large
354 mammals) are lacking as a whole.

355 **6. Conclusions**

356 The analysis of fossil remains of amphibians and reptiles coming from Rivoli Veronese has
357 resulted in the identification of a highly diverse herpetofauna that shares numerous taxa with the
358 extant herpetological population of the same area. Moreover, the Early Pleistocene assemblage
359 includes important findings, such as one of the very few extralimital occurrences of *Speleomantes*,
360 the first record of the viviparous lizard from Italy (even though only tentatively recognised), as well
361 as the oldest occurrence of the slow worm, the smooth snake and the Aesculapian snake in the
362 country. These add to the fact that the sites hosted the youngest remains of allocaudates that are
363 globally known.

364 The palaeoclimatic and palaeoenvironmental reconstruction indicates a cold and humid
365 climate and a forested environment, possibly with less represented, more open areas in the
366 surroundings. The Po Basin is considered peculiar in the frame of the Gelasian climate of Italy
367 because of the presence of forested glacial phases, but until recently, evidence showing this came
368 mainly from the southern margin of the basin. Our analysis confirms that the northern side of the Po
369 Plain was characterized by environmental conditions similar to those present in the south (that is, a
370 forested, cold and humid environment), as well as new evidence supporting the hypothesized
371 preference for humid environmental condition by *Albanerpeton*.

372 **Acknowledgments**

373 Authors are grateful to Benedetto Sala (University of Ferrara, Italy) for having collected the
374 material and having charged us with its study. Edoardo Martinetto (University of Torino, Italy) is
375 thanked for having provided literature and comments on the Gelasian floras of Northern Italy;
376 Alexander Kupfer (Staatliches Museum für Naturkunde Stuttgart, Germany) for the information
377 about German introduced plethodontids. The editor-in-chief Thomas Algeo, the editor Howard
378 Falcon-Lang and the reviewers are thanked for having improved the manuscript with their
379 comments. We also thank Thomas King (University of Torino, Italy) for reviewing English
380 grammar and syntax. This work was supported by SYNTHESYS (FR-TAF-5007 and AT-TAF-
381 4591, to AV), University of Torino (Fondi Ateneo 2015-2016, to MD), Generalitat de
382 Catalunya/CERCA Programme, Agencia Estatal de Investigación (AEI) from Spain / European
383 Regional Development Fund of the European Union (project CGL2016-76431-P, to MD),
384 Generalitat de Catalunya (project SGR2014-901 to HAB) and Spanish Ministry of Economy and
385 Competitiveness (project CGL2016-80000-P, to HAB). The original map used for Figure 1 is freely
386 available online at d-maps.com (<http://www.d-maps.com/index.php?lang=it>).

387 **References**

- 388 Antúnez, A., Real, R., Vargas, J.M., 1988. Análisis biogeográfico de los anfibios de la vertiente sur
389 de la Cordillera Bética. *Misc. Zool.* 12, 261–272.
- 390 Arzarello, M., Marcolini, F., Pavia, G., Pavia, M., Petronio, C., Petrucci, M., Rook, L., Sardella, R.,
391 2007. Evidence of earliest human occurrence in Europe: the site of Pirro Nord (Southern Italy).
392 *Naturwissenschaften* 94, 107–112.
- 393 Arzarello, M., Marcolini, F., Pavia, G., Pavia, M., Petronio, C., Petrucci, M., Rook, L., Sardella, R.,
394 2009. L'industrie lithique du site Pléistocène inférieur de Pirro Nord (Apricena, Italie du Sud): une
395 occupation humaine entre 1,3 et 1,7Ma. *L'Anthropologie* 113, 47–58.

396 Bellucci, L., Bona, F., Corrado, P., Magri, D., Mazzini, I., Parenti, F., Scardia, G., Sardella, R.,
397 2014. Evidence of late Gelasian dispersal of African fauna at Coste San Giacomo (Anagni Basin,
398 central Italy): early Pleistocene environments and the background of early human occupation in
399 Europe. *Quaternary Sci. Rev.* 96, 72–85.

400 Bertini, A., 2010. Pliocene to Pleistocene palynoflora and vegetation in Italy: state of the art.
401 *Quatern. Int.* 225, 5–24.

402 Blain, H.-A., Agustí, J., Lordkipanidze, D., Rook, L., Delfino, M., 2014. Paleoclimatic and
403 paleoenvironmental context of the early Pleistocene hominins from Dmanisi (Georgia, Lesser
404 Caucasus) inferred from the herpetofaunal assemblage. *Quaternary Sci. Rev.* 105, 136–150.

405 Blain, H.-A., Bailon, S., Agustí, J., 2016a. The geographical and chronological pattern of
406 herpetofaunal Pleistocene extinctions on the Iberian Peninsula. *C. R. Palevol* 15, 761–744.

407 Blain, H.-A., Bailon, S., Cuenca-Bescós, G., 2008. The Early–Middle Pleistocene
408 palaeoenvironmental change based on the squamate reptile and amphibian proxies at the Gran
409 Dolina site, Atapuerca, Spain. *Palaeogeogr. Palaeoecol.* 261, 177–192.

410 Blain, H.-A., Bailon, S., Cuenca-Bescós, G., Arsuaga, J.L., Bermúdez de Castro, J.M., Carbonell,
411 E., 2009. Long-term climate record inferred from early-middle Pleistocene amphibian and squamate
412 reptile assemblages at the Gran Dolina Cave, Atapuerca, Spain. *J. Hum. Evol.* 56, 55–65.

413 Blain, H.-A., Delfino, M., Berto, C., Arzarello, M. 2016b. First record of *Pelobates syriacus*
414 (Anura, Amphibia) in the early Pleistocene of Italy. *Palaeobio. Palaeoenv.* 96, 111–124.

415 Blain, H.-A., Lozano-Fernández, I., Agustí, J., Bailon, S., Menéndez, L., Espígares Ortiz, M.P.,
416 Ros-Montoya, S., Jiménez Arenas, J.M., Toro, I., Martínez-Navarro, B., Sala, R., 2016c. Refining
417 upon the climatic background of the early Pleistocene hominid settlement in Western Europe:
418 Barranco León and Fuente Nueva-3 (Guadix-Baza basin, SE Spain). *Quaternary Sci. Rev.* 144,
419 132–144.

420 Böhme, G., 1997. Bemerkungen zu einigen Herpetofaunen aus dem Pleistozän Mittel- und
421 Süddeutschlands. *Quartär* 47/48, 139–147.

422 Böhme, M., 2003. The Miocene Climatic Optimum: evidence from ectothermic vertebrates of
423 Central Europe. *Palaeogeogr. Palaeoecol.* 195, 389–401.

424 Böhme, M., Ilg, A., 2003. fosFARbase. Updated at: www.wahre-staerke.com/, accessed 5 March
425 2017.

426 Currie, D.J., 1991. Energy and large-scale patterns of animal- and plant-species richness. *Am. Nat.*
427 137, 27–49.

428 Delfino, M., 2002. Erpetofaune italiane del Neogene e del Quaternario. Unpublished PhD thesis,
429 University of Modena and Reggio Emilia.

430 Delfino, M., 2004. The Middle Pleistocene herpetofauna of Valdemino Cave (Liguria, North-
431 Western Italy). *Herpetol. J.* 14, 113–128.

432 Delfino, M., Atzori, M., 2013. An update on the early Pleistocene herpetofauna from Pirro Nord.
433 *Palaeontogr. Abt. A* 298, 19–29.

434 Delfino, M., Bacciotti, M., Bon, M., Pitruzzella, G., Sala, B., Rook, L. 2008a. A general overview
435 on the Plio-Quaternary herpetofauna of Veneto, in: Corti C. (Ed.), *Herpetologia Sardiniae*. *Societas*
436 *Herpetologica Italica/Edizioni Belvedere*, Latina, pp. 196–199.

437 Delfino, M., Bailon, S., 2000. Early Pleistocene herpetofauna from Cava dell’Erba and Cava Pirro
438 (Apulia, Southern Italy). *Herpetol. J.* 10, 95–110.

439 Delfino, M., Kotsakis, T., Arca, M., Tuveri, C., Pitruzzella, G., Rook, L. 2008b. Agamid lizards
440 from the Plio-Pleistocene of Sardinia (Italy) and an overview of the European fossil record of the
441 family. *Geodiversitas* 30, 641–656.

442 Delfino, M., Razzetti, E., Salvidio, S., 2005. European plethodontids: palaeontological data and
443 biogeographical considerations. *Atti del Museo Civico di Storia Naturale "G. Doria" di Genova* 97,
444 45–58.

445 Delfino, M., Sala, B., 2007. Late Pliocene Albanerpetontidae (Lissamphibia) from Italy. *J. Vertebr.*
446 *Paleontol.* 27, 716–719.

447 Fanfani, F., Masini, F., 1997. Insectivores (Mammalia) from Rivoli Veronese, a Late Villanyian site
448 in Northeastern Italy. *B. Soc. Paleontol. Ital.* 36, 367–380.

449 Fauquette, S., Bertini, A., 2003. Quantification of the northern Italy Pliocene climate from pollen
450 data: evidence for a very peculiar climate pattern. *Boreas* 32, 361–369.

451 Gardner, J.D., Böhme, M., 2008. Review of the Albanerpetontidae (Lissamphibia), with comments
452 on the paleoecological preferences of European Tertiary albanerpetontids, in: Sankey, J.T., Baszio,
453 S. (Eds.), *Vertebrate Microfossil Assemblages. Their Role in Paleoecology and Paleobiogeography.*
454 *Indiana University Press, Bloomington*, pp. 178–218.

455 Georgalis, G.L., Villa, A., Delfino, M., 2017. The last European varanid: demise and extinction of
456 monitor lizards (Squamata, Varanidae) from Europe. *J. Vertebr. Paleontol.* e1301946.

457 Gleed-Owen, C.P., 1998. Quaternary herpetofaunas of the British Isles: taxonomic descriptions,
458 palaeoenvironmental reconstructions, and biostratigraphic implications. Unpublished PhD thesis,
459 *Coventry University*.

460 Gliozzi, E., Abbazzi, L., Argenti, P., Azzaroli, A., Caloi, L., Capasso Barbato, L., Di Stefano, G.,
461 Esu, D., Ficcarelli, G., Girotti, O., Kotsakis, T., Masini, F., Mazza, P., Mezzabotta, C., Palombo, M.
462 R., Petronio, C., Rook, L., Sala, B., Sardella, R., Zanolida, E., Torre, D., 1997. Biochronology of
463 selected mammals, molluscs and ostracods from the middle Pliocene to the late Pleistocene in Italy.
464 The state of the art. *Riv. Ital. Paleontol. S.* 103, 369–388.

- 465 Hanquet, C., Valensi, P., Bailon, S., Desclaux, E., El Guennouni, K., Roger, T., de Lumley, H.,
466 2010. Caractérisation du climat et de la biodiversité au Pléistocène moyen final, d'après les faunes
467 de vertébrés de la grotte du Lazaret (Nice, France). *Quaternaire* 21, 215–226.
- 468 Hodrová, M., 1984. Salamandridae of the Upper Pliocene Ivanovce locality (Czechoslovakia). *Acta*
469 *Univ. Carol. Geol.* 4, 331–352.
- 470 Holman, J.A., 1998. Pleistocene amphibians and reptiles in Britain and Europe. Oxford University
471 Press, Oxford.
- 472 Ivanov, M., 2007. Herpetological assemblages from the Pliocene to middle Pleistocene in Central
473 Europe: palaeoecological significance. *Geodiversitas* 29, 297–320.
- 474 Klembara, J., Hain, M., Dobiašová, K., 2014. Comparative anatomy of the lower jaw and dentition
475 of *Pseudopus apodus* and the interrelationships of species of subfamily Anguinae (Anguimorpha,
476 Anguinae). *Anat. Rec.* 297, 516–544.
- 477 Kotsakis, T., Abbazzi, L., Angelone, C., Argenti, P., Barisone, G., Fanfani, F., Marcolini, F.,
478 Masini, F., 2003. Plio-Pleistocene biogeography of Italian mainland micromammals. *Deinsea* 10,
479 313–342.
- 480 Lanza, B., Andreone, F., Bologna, M. A., Corti, C., Razzetti, E. 2007. Fauna d'Italia, Vol. XLII,
481 Amphibia. Calderini, Bologna.
- 482 Lanza, B., Caputo, V., Nascetti, G., Bullini, L., 1995. Morphologic and genetic studies of the
483 European plethodontid salamanders: taxonomic inferences (genus: *Hydromantes*). Museo Regionale
484 di Scienze Naturali, Torino.
- 485 Lanza, B., Pastorelli, C., Laghi, P., Cimmaruta, R., 2006. A review of systematics, taxonomy,
486 genetics, biogeography and natural history of the genus *Speleomantes* Dubois, 1984 (Amphibia
487 Caudata Plethodontidae). *Atti del Museo Civico di Storia Naturale di Trieste* 52, 5–135.

488 López-García, J.M., Luzi, E., Berto, C., Peretto, C., Arzarello, M., 2015. Chronological context of
489 the first hominin occurrence in southern Europe: the *Allophaiomys ruffoi* (Arvicolinae, Rodentia,
490 Mammalia) from Pirro 13 (Pirro Nord, Apulia, Southwestern Italy). *Quaternary Sci. Rev.* 107, 260–
491 266.

492 Monegatti, P., Canali, G., Bertoldi, R., Albianelli, A., 2002. The classical late Piacenzian Monte
493 Falcone-Rio Crevalesse section (Northern Italy): palynological evidence and
494 biomagnetostratigraphic constraints for climatic cyclicality and local mollusc extinctions. *Geobios*
495 *Mémoire Spécial* 24, 219–227.

496 Muttoni, G., Carcano, C., Garzanti, E., Ghielmi, M., Piccin, A., Pini, R., Rogledi, S., Sciunnach, D.,
497 2003. Onset of major Pleistocene glaciations in the Alps. *Geology* 31, 989–992.

498 Muttoni, G., Ravazzi, C., Breda, M., Pini, R., Laj, C., Kissel, C., Mazaud, A., Garzanti, E., 2007.
499 Magnetostratigraphic dating of an intensification of glacial activity in the southern Italian Alps
500 during Marine Isotope Stage 22. *Quaternary Res.* 67, 161–173.

501 Rage, J.-C., Roček, Z., 2003. Evolution of anuran assemblages in the Tertiary and Quaternary of
502 Europe, in the context of palaeoclimate and palaeogeography. *Amphibia-Reptilia* 24, 133–167.

503 Rauscher, K. 1992. Die echsen (Lacertilia, Reptilia) aus dem Plio-Pleistozän von Bad Deutsch-
504 Altenburg, Niederösterreich. *Beiträge zur paläontologie von Österreich* 17, 81–177.

505 Ravazzi, C., Rossignol Strick, M., 1995. Vegetation change in a climatic cycle of early Pleistocene
506 age in the Leffe Basin (Northern Italy). *Palaeogeogr. Palaeoecol.* 117, 105–122.

507 Rio, D., Channell, J.E.T., Bertoldi, R., Poli, M.S., Vergerio, P.P., Raffi, I., Sprovieri, R., Thunnell,
508 R.C., 1997. Pliocene sapropels in the northern Adriatic area: chronology and paleoenvironmental
509 significance. *Palaeogeogr. Palaeoecol.* 135, 1–25.

510 Sala, B., 1996. *Dinaromys allegranzii* n. sp. (Mammalia, Rodentia) from Rivoli Veronese
511 (northeastern Italy) in a Villanyian association. *Acta Zool. Cracov.* 39, 469–472.

- 512 Sala, B., Masini, F., 2007. Late Pliocene and Pleistocene small mammal chronology in the Italian
513 peninsula. *Quatern. Int.* 160, 4–16.
- 514 Sala, B., Masini, F., Torre, D., 1994. Villanyian arvicolids from Rivoli Veronese, a karst fissure in
515 the Adige Valley, Northeastern Italy. *B. Soc. Paleontol. Ital.* 33, 3–11.
- 516 Sillero, N., Campos, J., Bonardi, A., Corti, C., Creemers, R., Crochet, P.-A., Crnobrnja Isailović, J.,
517 Denoël, M., Ficetola, G.F., Gonçalves, J., Kuzmin, S., Lymberakis, P., de Pous, P., Rodríguez, A.,
518 Sindaco, R., Speybroeck, J., Toxopeus, B., Vieites, D.R., Vences, M., 2014. Updated distribution
519 and biogeography of amphibians and reptiles of Europe. *Amphibia-Reptilia* 35, 1–31.
- 520 Sindaco, R., Doria, G., Razzetti, E., Bernini, F., 2006. *Atlante degli Anfibi e dei Rettili d'Italia /*
521 *Atlas of Italian Amphibians and Reptiles.* Societas Herpetologica Italica, Edizioni Polistampa,
522 Firenze.
- 523 Speybroeck, J., Beukema, W., Bok, B., Van der Voort, J., 2016. *Field guide to the amphibians and*
524 *reptiles of Britain and Europe.* Bloomsbury Publishing, London.
- 525 Sweetman, S.C., Gardner, J.D., 2013. A new albanerpetontid amphibian from the Barremian (Early
526 Cretaceous) Wessex Formation of the Isle of Wight, southern England. *Acta Palaeontol. Pol.* 58,
527 295–324.
- 528 Szyndlar, Z., 1991. A review of Neogene and Quaternary snakes of central and eastern Europe. Part
529 I: Scolecophidia, Boidae, Colubrinae. *Estud. Geol.-Madrid* 47, 103–126.
- 530 Venczel, M., Gardner, J.D., 2005. The geologically youngest albanerpetontid amphibian, from the
531 lower Pliocene of Hungary. *Palaeontology* 48, 1273–1300.
- 532 Venczel, M., Sanchiz, B., 2005. A fossil plethodontid salamander from the Middle Miocene of
533 Slovakia (Caudata, Plethodontidae). *Amphibia-Reptilia* 26, 408–411.
- 534 Vitt, L.J., Caldwell, J.P., 2009. *Herpetology - 3rd Edition.* Academic Press, Burlington.

535 **Figure captions**

536 **Figure 1.** Map of Northern Italy, showing the position of Rivoli Veronese. [planned for single

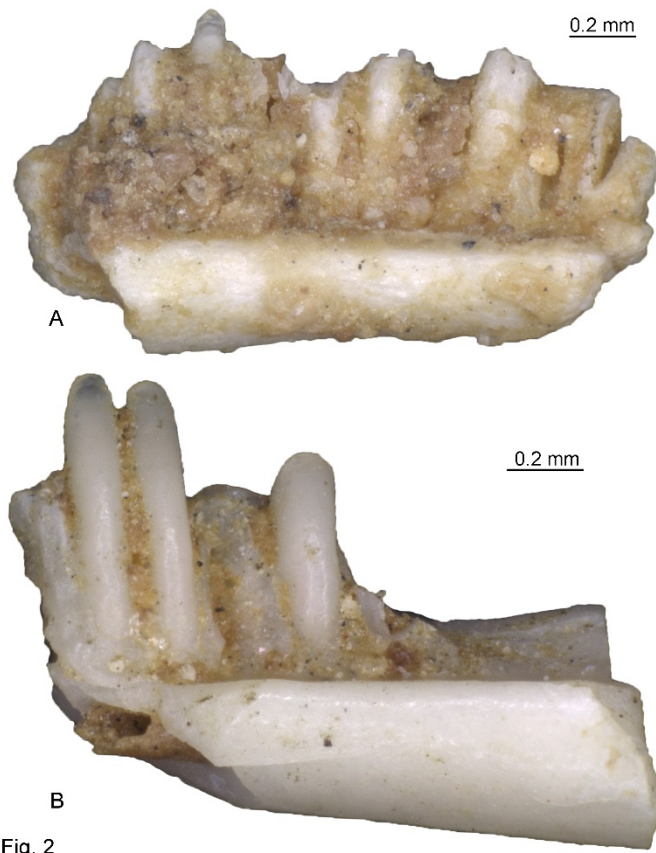
537 column width]



539

540 **Figure 2.** cf. *Albanerpeton* sp. from Rivoli Veronese. A: left dentary (RV-H-027) in medial view.

541 B: right dentary (RV-H-234) in medial view. Scale bar = 1 mm. [planned for single column width]

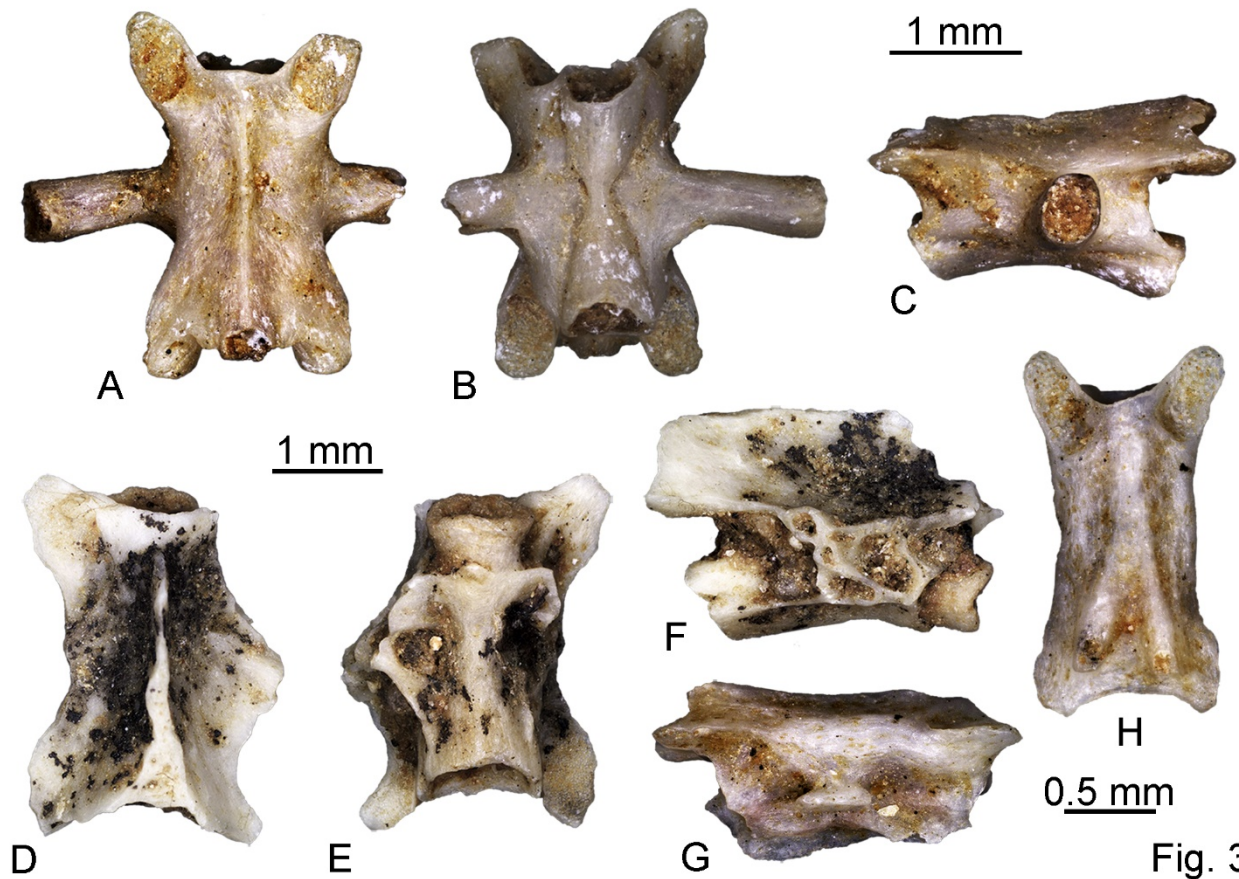


542

Fig. 2

543

544 **Figure 3.** Caudates from Rivoli Veronese. A-C: *Speleomantes* sp., presacral vertebra (RV-H-003)
545 in dorsal (A), ventral (B) and left lateral (C) views. D-F: *Ichthyosaura alpestris*, presacral vertebra
546 (RV-H-004) in dorsal (D), ventral (E) and right lateral (F) views. G-H: Caudata indet., caudal
547 vertebra (RV-H-257) in right lateral (G) and dorsal (F) views. Scale bars equals 1 mm (A-F) and 0.5
548 mm (G-H). [planned for single column width]



549

550

551 **Figure 4.** Anurans from Rivoli Veronese. A-B: *Bombina* sp., left humerus (RV-H-010) in ventral
 552 (A) and lateral (B) views. C-D: *Bufo bufo*, right scapula (RV-H-001) in ventral (C) and dorsal (D)
 553 views. E: *Bufo bufo*, left ilium (RV-H-107) in lateral view. F-G: *Hyla* gr. *H. arborea*, trunk vertebra
 554 (RV-H-135) in dorsal (F) and anterior (G) views. H-I: *Rana* sp., left humerus (RV-H-006) in ventral
 555 (H) and medial (I) views. J: Ranidae indet., right ilium (RV-H-005) in lateral view. K-L: Ranidae
 556 indet., left ilium (RV-H-042) in lateral (K) and dorsal (L) views. Scale bars equals 1 mm (A-E, H-J)
 557 and 0.5 mm (F-G, K-L). [planned for double column width]



558

Fig. 4

559

560 **Figure 5.** Lizards from Rivoli Veronese. A-B: *Lacerta* gr. *L. viridis*, right frontal (RV-H-143) in
 561 dorsal (A) and ventral (B) views. C-D: cf. *Zootoca vivipara*, fused frontals (RV-H-144) in dorsal
 562 (C) and ventral (D) views. E-F: Lacertidae indet., parietal (RV-H-165) in dorsal (E) and ventral (F)
 563 views. G-H: Lacertidae indet., premaxilla (RV-H-156) in anterior (G) and posterior (H) views. I:
 564 *Anguis* gr. *A. fragilis*, left dentary (RV-H-034) in medial view. J-L: *Anguis* gr. *A. fragilis*, trunk
 565 vertebra (RV-H-036) in dorsal (J), ventral (K) and left lateral (L) views. M-N: ?*Anguis* sp., left
 566 dentary (RV-H-235) in medial (M) and ventromedial (N) views; the arrow marks the fused
 567 intramandibular septum. O: cf. *Pseudopus* sp., fragment of dentary (RV-H-033) in medial view. P-
 568 R: cf. *Pseudopus* sp., caudal vertebra (RV-H-030) in right lateral (P), dorsal (Q) and ventral (R)
 569 views. Scale bars equals 1 mm (A-D, I-N, P-R) and 0.5 mm (E-H, O). [planned for double column
 570 width]

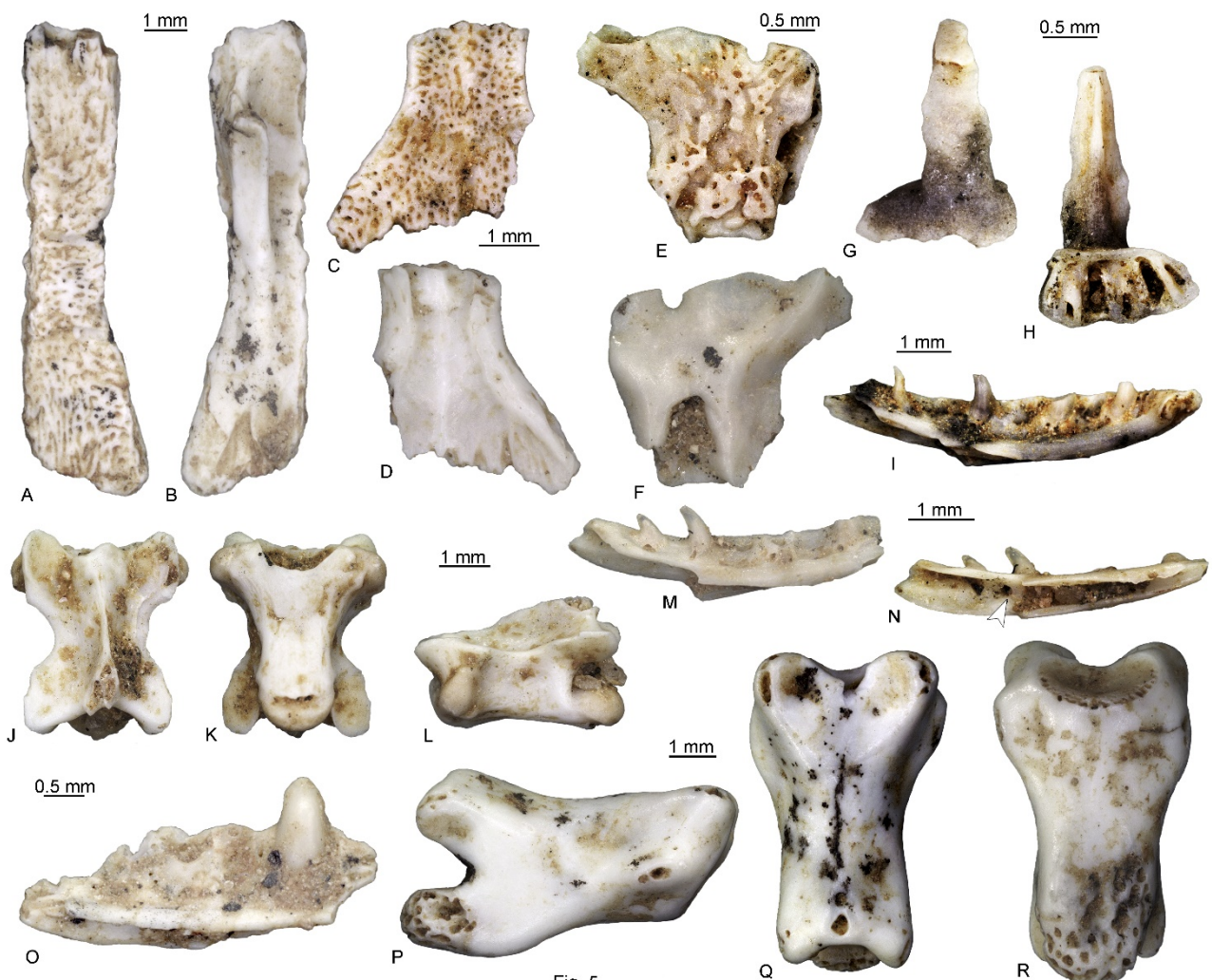


Fig. 5

572 **Figure 6.** Snakes from Rivoli Veronese. A-D: *Coronella* sp., trunk vertebra (RV-H-011) in dorsal
 573 (A), anterior (B), left lateral (C) and ventral (D) views. E-H: *Zamenis longissimus*, trunk vertebra
 574 (RV-H-255) in dorsal (E), anterior (F), left lateral (G) and ventral (H) views. I-L: *Natrix* sp., trunk
 575 vertebra (RV-H-076) in dorsal (I), anterior (J), left lateral (K) and ventral (L) views. M-P: *Vipera*
 576 gr. *V. aspis*, trunk vertebra (RV-H-009) in dorsal (M), anterior (N), left lateral (O) and ventral (P)
 577 views. Scale bars equals 1 mm (E-P) and 0.5 mm (A-D). [planned for double column width]

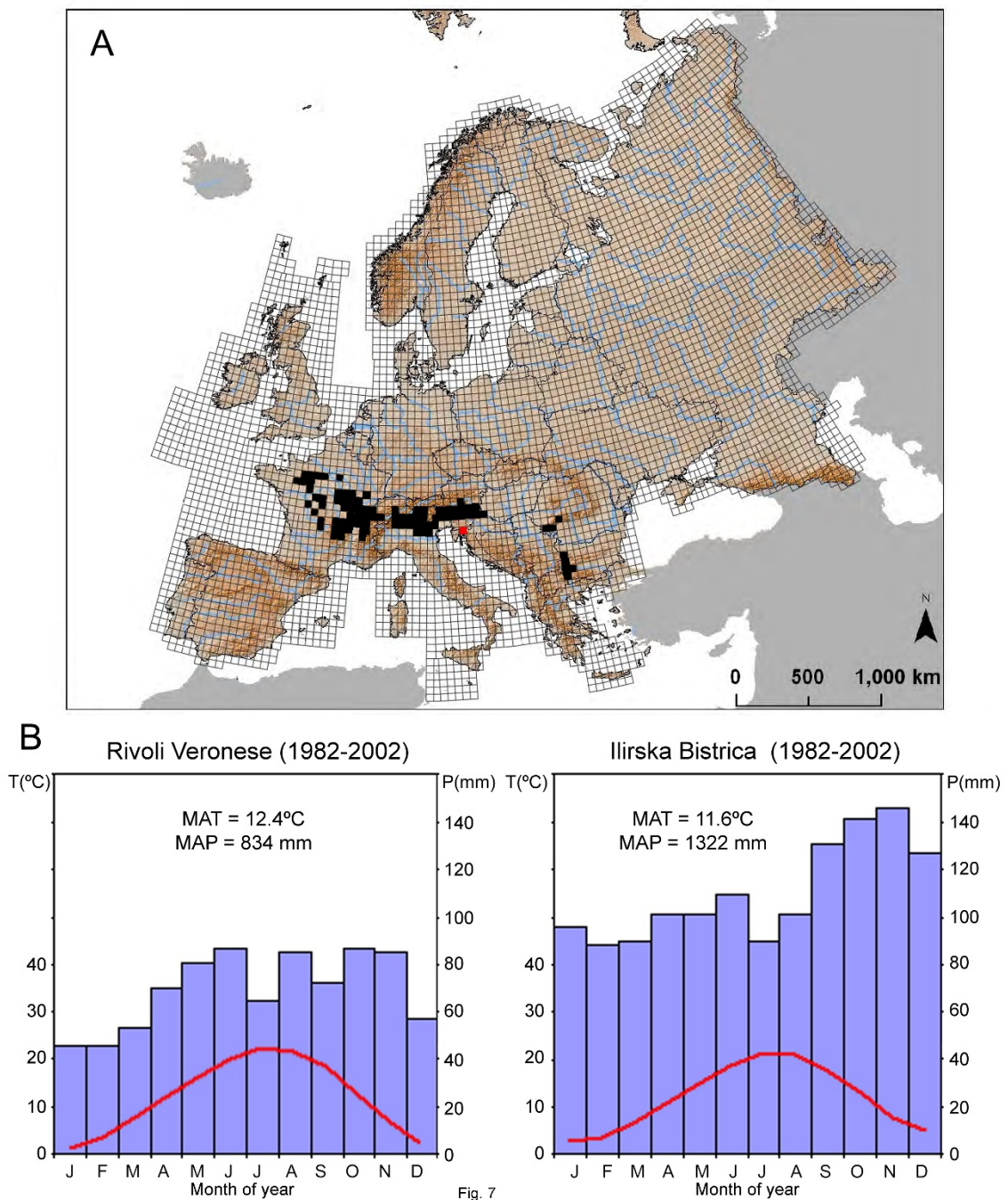


Fig. 6

578

579

580 **Figure 7.** Monthly palaeoclimatic reconstructions for Rivoli Veronese based on its fossil
 581 herpetofaunal assemblage. A: overlaps of the current distribution done in 50×50 km UTM squares
 582 without *Speleomantes* (red square) and without *Speleomantes* and *Pseudopus* (black and red
 583 squares). B: climatograms from Ilirska Bistrica (southwestern Slovakia; red square) that would
 584 represent the Early Pleistocene paleoclimate occurring at Rivoli Veronese according to the MER
 585 method compared with current data of Rivoli Veronese. (Colour online) [planned for double column
 586 width]



588 **Table 1.** List of the amphibians and reptiles identified in Rivoli Veronese.

Allocaudata	<i>cf. Albanerpeton</i> sp.
Caudata	<i>Speleomantes</i> sp. <i>Ichthyosaura alpestris</i> Caudata indet.
Anura	<i>Bombina</i> sp. <i>Bufo bufo</i> <i>Hyla</i> gr. <i>H. arborea</i> <i>Rana</i> sp. Ranidae indet. Anura indet.
“Lacertilia”	<i>Lacerta</i> gr. <i>L. viridis</i> <i>cf. Zootoca vivipara</i> Lacertidae indet. Scincomorpha indet. <i>Anguis</i> gr. <i>A. fragilis</i> ? <i>Anguis</i> sp. <i>cf. Pseudopus</i> sp. “Lacertilia” indet.
Serpentes	<i>Coronella</i> sp. <i>Zamenis longissimus</i> “Colubrines” indet. <i>Natrix</i> sp. <i>Vipera</i> gr. <i>V. aspis</i> Serpentes indet.

589

590

591 **Table 2.** Comparison between modern climatic parameters of Ilirska Bistrica and Rivoli Veronese.

	Temperature (in °C)													
	MAT	J	F	M	A	M	J	J	A	S	O	N	D	
Ilirska Bistrica	11.6	2.8	3.3	6.3	10.3	14.7	18.3	21.1	20.7	17.3	12.6	7.5	4.7	
Rivoli Veronese	12.4	1.4	3.9	8.0	12.2	16.5	20.2	22.6	21.8	18.6	13.0	7.3	2.7	
Difference	-0.8	+1.4	-0.6	-1.7	-1.9	-1.8	-1.9	-1.5	-1.1	-1.3	-0.4	+0.2	+2.0	
	Precipitation (in mm)													
	MAP	J	F	M	A	M	J	J	A	S	O	N	D	
Ilirska Bistrica	1322	96	88	90	101	101	110	90	101	131	141	146	127	
Rivoli Veronese	834	46	46	53	70	81	87	65	85	72	87	85	57	
Difference	+488	+50	+42	+37	+31	+20	+23	+25	+16	+59	+54	+61	+70	

592

593

594 **Table 3.** Climatic interpretation of Rivoli Veronese and Ilirska Bistrica.

		Rivoli Veronese (1982-2002)		Ilirska Bistrica (1982-2002)	
Temperature	Mean annual temperature	12.4°C	cold-temperate	11.6°C	cold
	Atmospheric temperature range	21.2°C	very high	18.3°C	very high
	Summer temperature	0 months>22°C	temperate	0 months>22°C	temperate
	Winter temperature	MTC ⁱ = 1.4°C	cold	MTC = 2.8°C	cold
Rainfall	Mean annual precipitation	834 mm	abundant	1322 mm	very abundant
	Distribution of rainfall	no month<30 mm	regular	no month<30 mm	regular
	Type of precipitation	rain		rain	
Aridity	Gausson Index	0	Mountain	0	Mountain
	Lautensach-Mayer Index	0	humid	0	humid
	Dantin-Revenga Index	1.5	humid	0.9	humid
	De Martonne Index	37.2	humid	61.2	very humid

595

ⁱ MTC: mean temperature of the coldest month