

RECEIVED: May 21, 2014

REVISED: September 5, 2014

ACCEPTED: September 11, 2014

PUBLISHED: October 1, 2014

Measurement of D^* photoproduction at three different centre-of-mass energies at HERA

The ZEUS collaboration

E-mail: m.wing@ucl.ac.uk

ABSTRACT: The photoproduction of $D^{*\pm}$ mesons has been measured with the ZEUS detector at HERA at three different ep centre-of-mass energies, \sqrt{s} , of 318, 251 and 225 GeV. For each data set, $D^{*\pm}$ mesons were required to have transverse momentum, $p_T^{D^*}$, and pseudo-rapidity, η^{D^*} , in the ranges $1.9 < p_T^{D^*} < 20$ GeV and $|\eta^{D^*}| < 1.6$. The events were required to have a virtuality of the incoming photon, Q^2 , of less than 1 GeV^2 . The dependence on \sqrt{s} was studied by normalising to the high-statistics measurement at $\sqrt{s} = 318$ GeV. This led to the cancellation of a number of systematic effects both in data and theory. Predictions from next-to-leading-order QCD describe the \sqrt{s} dependence of the data well.

KEYWORDS: Lepton-Nucleon Scattering, QCD, Heavy quark production, Charm physics

ARXIV EPRINT: [1405.5068](https://arxiv.org/abs/1405.5068)

Contents

1	Introduction	1
2	Experimental set-up	2
3	Event selection and signal extraction	2
3.1	Photoproduction event selection	2
3.2	Selection of $D^{*\pm}$ candidates and signal extraction	3
4	Monte Carlo samples	4
5	QCD calculations	5
6	Determination of normalised cross sections	7
7	Energy dependence of D^{*+} cross sections	10
8	Summary	10
	The ZEUS collaboration	15

1 Introduction

The photoproduction of charm quarks at HERA is a rich testing ground for the predictions of perturbative quantum chromodynamics (pQCD). The predictions are expected to be reliable since the charm mass provides a hard scale in the perturbative expansion. The dominant production mechanism is boson-gluon fusion. Many measurements of charm photoproduction at high ep centre-of-mass energies, $\sqrt{s} = 318$ GeV or $\sqrt{s} = 300$ GeV, have been made at HERA [1–16] and compared with QCD predictions at next-to-leading order (NLO). The description of the data is generally reasonable, although the uncertainties on the theory are often large.

Previous results on charm photoproduction were obtained at a single ep centre-of-mass energy; the dependence on the ep centre-of-mass energy is presented here for the first time. The variation of the cross section with centre-of-mass energy is sensitive to the gluon distribution in the proton, as different values of Bjorken x are probed. Measurements of $D^{*\pm}$ production at three different centre-of-mass energies, $\sqrt{s} = 318$, 251 and 225 GeV, are presented in this paper. The variation of \sqrt{s} was achieved by varying the proton beam energy, E_p , while keeping the electron¹ beam energy constant, $E_e = 27.5$ GeV. The data were collected in 2006 and 2007 with $E_p = 920$, 575 and 460 GeV, referred to, respectively,

¹Hereafter “electron” refers to both electrons and positrons unless otherwise stated.

as the high- (HER), medium- (MER) and low-energy-running (LER) samples. The corresponding luminosities of the HER, MER and LER samples are 144, 6.3 and 13.4 pb⁻¹, respectively. A common analysis procedure is used for all samples and the cross sections at different \sqrt{s} are presented normalised to that for the HER data, thereby leading to a cancellation of a number of systematic uncertainties both in data and theory.

2 Experimental set-up

A detailed description of the ZEUS detector can be found elsewhere [17]. A brief outline of the components that are most relevant for this analysis is given below.

In the kinematic range of the analysis, charged particles were tracked in the central tracking detector (CTD) [18–20] and the microvertex detector (MVD) [21]. These components operated in a magnetic field of 1.43 T provided by a thin superconducting solenoid. The CTD consisted of 72 cylindrical drift-chamber layers, organised in nine superlayers covering the polar-angle² region $15^\circ < \theta < 164^\circ$. The MVD silicon tracker consisted of a barrel (BMVD) and a forward (FMVD) section. The BMVD contained three layers and provided polar-angle coverage for tracks from 30° to 150° . The four-layer FMVD extended the polar-angle coverage in the forward region to 7° . For CTD-MVD tracks that pass through all nine CTD superlayers, the momentum resolution was $\sigma(p_T)/p_T = 0.0029p_T \oplus 0.0081 \oplus 0.0012/p_T$, with p_T in GeV.

The high-resolution uranium-scintillator calorimeter (CAL) [22–25] consisted of three parts: the forward (FCAL), the barrel (BCAL) and the rear (RCAL) calorimeters. Each part was subdivided transversely into towers and longitudinally into one electromagnetic section (EMC) and either one (in RCAL) or two (in BCAL and FCAL) hadronic sections (HAC). The smallest subdivision of the calorimeter was called a cell. The CAL energy resolutions, as measured under test-beam conditions, were $\sigma(E)/E = 0.18/\sqrt{E}$ for electrons and $\sigma(E)/E = 0.35/\sqrt{E}$ for hadrons, with E in GeV.

The luminosity was measured using the Bethe-Heitler reaction $ep \rightarrow e\gamma p$ by a luminosity detector which consisted of independent lead-scintillator calorimeter [26–28] and magnetic spectrometer [29] systems. The fractional systematic uncertainty on the measured luminosity [30] was 1.8%, composed of correlated and uncorrelated uncertainties of, respectively, 1.5% and 1%.

3 Event selection and signal extraction

3.1 Photoproduction event selection

A three-level trigger system [17, 31, 32] was used to select events online. The first- and second-level trigger used CAL and CTD data to select ep collisions and to reject beam-gas

²The ZEUS coordinate system is a right-handed Cartesian system, with the Z axis pointing in the proton beam direction, referred to as the “forward direction”, and the X axis pointing towards the centre of HERA. The coordinate origin is at the centre of the CTD. The pseudorapidity is defined as $\eta = -\ln(\tan \frac{\theta}{2})$, where the polar angle, θ , is measured with respect to the Z axis.

events. At the third level, the full event information was available. In this analysis, triggers containing a D -meson candidate and/or two jets were used.

In order to remove non- ep background, the Z position of the primary vertex of an event, Z_{vtx} , was required to be in the range $|Z_{\text{vtx}}| < 30$ cm. Photoproduction events were selected by requiring that no scattered electron with energy larger than 5 GeV was found in the CAL [33].

The fraction of the incoming electron momentum carried by the photon, y , was reconstructed via the Jacquet-Blondel [34] estimator, y_{JB} , using energy-flow objects (EFOs) [35, 36]. Energy-flow objects combine track and calorimeter information to optimise the resolution of the variable. The value of y_{JB} is given by $y_{\text{JB}} = \sum_i E_i(1 - \cos \theta_i)/2E_e$ where E_e is the energy of the electron beam, E_i is the energy of the i -th EFO, θ_i is its polar angle and the sum runs over all EFOs. The range $0.167 < y_{\text{JB}} < 0.802$ was used, where the lower cut was set by the trigger requirements and the upper cut suppressed remaining events from deep inelastic scattering with an unidentified low-energy scattered electron in the CAL. The range in y_{JB} corresponds to reconstructed photon-proton centre-of-mass energy, W_{JB} , ranges of $130 < W_{\text{JB}} < 285$ GeV, $103 < W_{\text{JB}} < 225$ GeV and $92 < W_{\text{JB}} < 201$ GeV for the HER, MER and LER samples, respectively.

3.2 Selection of $D^{*\pm}$ candidates and signal extraction

The D^{*+} mesons³ were identified using the decay channel $D^{*+} \rightarrow D^0\pi_s^+$ with the subsequent decay $D^0 \rightarrow K^-\pi^+$, where π_s^+ refers to a low-momentum (“slow”) pion accompanying the D^0 . Tracks from the D^{*+} decay products were required to have at least one hit in the MVD and in the inner superlayer of the CTD and to reach at least the third CTD superlayer. Tracks with opposite charge and with transverse momentum $p_T^{K,\pi} > 0.4$ GeV were combined in pairs to form D^0 candidates. The tracks were alternately assigned the kaon and pion mass and the invariant mass of the pair, $M(K\pi)$, was calculated. Each additional track with charge opposite to that of the kaon track and a transverse momentum $p_T^{\pi_s} > 0.12$ GeV was assigned the pion mass and combined with the D^0 candidate to form a D^{*+} candidate. Since more combinatorial background exists in the forward direction as well as at low $p_T^{D^*}$ [14], this was suppressed by requiring $p_T^{D^*}/E_T^{\theta > 10^\circ} > 0.12$, where $p_T^{D^*}$ is the transverse momentum of the D^{*+} meson and $E_T^{\theta > 10^\circ}$ is the transverse energy measured using all CAL cells outside a cone of 10° around the forward direction. The mass difference $\Delta M \equiv M(K\pi\pi_s) - M(K\pi)$ was used to extract the D^{*+} signal. The D^{*+} candidates were required to have $1.83 < M(K\pi) < 1.90$ GeV, $0.143 < \Delta M < 0.148$ GeV, $1.9 < p_T^{D^*} < 20$ GeV and pseudorapidity, $|\eta^{D^*}| < 1.6$. To allow the background to be determined, D^0 candidates with wrong-sign combinations, in which both tracks forming the D^0 candidates have the same charge and the third track has the opposite charge, were also retained. The same kinematic restrictions were applied as for those D^0 candidates with correct-charge combinations.

The distributions of ΔM for D^{*+} candidates in the HER, MER and LER periods, without the requirement on ΔM , are shown in figures 1–3. Clear D^{*+} peaks are seen.

³Hereafter the charge conjugated states are implied.

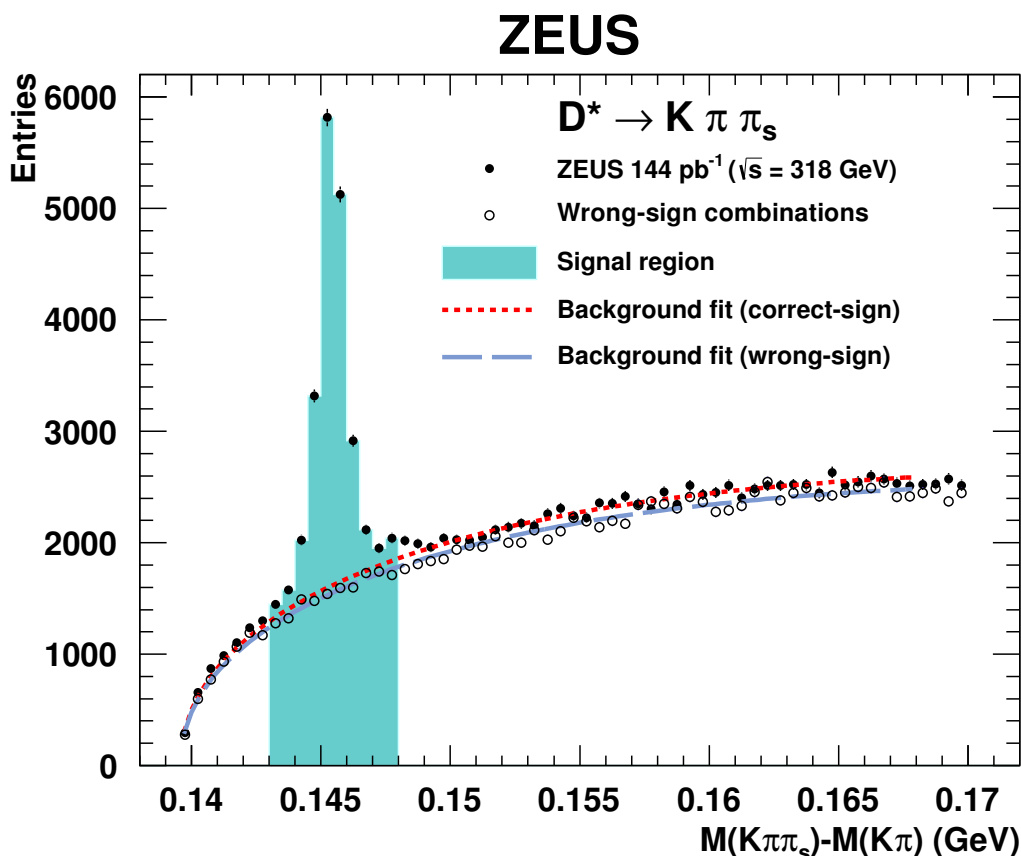


Figure 1. Distribution of the mass difference, $\Delta M \equiv M(K\pi\pi_s) - M(K\pi)$, for the $D^{*\pm}$ candidates for the HER ($\sqrt{s} = 318$ GeV) data sample. The candidates are shown for correct-sign (filled circles) and wrong-sign combinations (empty circles). The background fit is shown as a short-dashed (long-dashed) line for correct-sign (wrong-sign) combinations. The $D^{*\pm}$ signal region is marked as a shaded area.

The D^{*+} signal was extracted by subtracting the correct-sign background estimate from the number of candidates in the signal window $0.143 < \Delta M < 0.148$ GeV. The shape of the background was determined by performing a simultaneous fit to the correct-sign and wrong-sign distributions, as outlined in a previous publication [37]. The fit was performed in the region $\Delta M < 0.168$ GeV; the region with a possible signal contribution, $0.140 < \Delta M < 0.150$ GeV, was removed from the fit to the correct-sign distribution. The total signals are $N_{\text{HER}}^{D^*} = 12256 \pm 191$, $N_{\text{MER}}^{D^*} = 417 \pm 37$ and $N_{\text{LER}}^{D^*} = 859 \pm 49$ for the HER, MER and LER samples, respectively.

4 Monte Carlo samples

The acceptance and effects of detector response were determined using samples of simulated events. The Monte Carlo (MC) programme PYTHIA 6.221 [38, 39], which implements leading-order matrix elements, followed by parton showers and hadronisation, was used. Different subprocesses were generated separately [15]. The CTEQ5L [40] and GRV-LO [41,

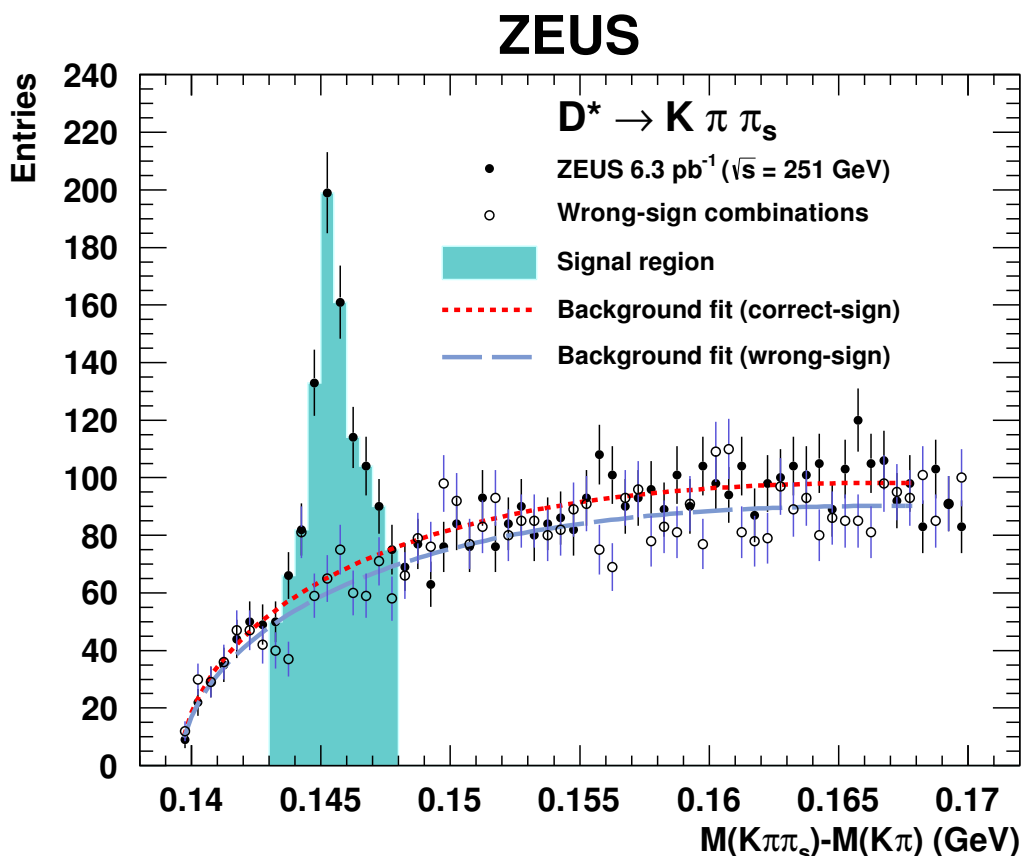


Figure 2. Distribution of the mass difference, $\Delta M \equiv M(K\pi\pi_s) - M(K\pi)$, for the $D^{*\pm}$ candidates for the MER ($\sqrt{s} = 251$ GeV) data sample. Other details as in figure 1.

[42] sets were used for the proton and photon parton density functions (PDFs), respectively. Samples of charm and beauty events were generated with quark masses, $m_c = 1.5$ GeV and $m_b = 4.75$ GeV.

The generated MC events were passed through the ZEUS detector and trigger simulation programmes based on GEANT 3.21 [43]. They were then reconstructed and analysed using the same programmes as used for the data.

5 QCD calculations

The data are compared with an NLO QCD prediction from Frixione et al. [44, 45] in the fixed-flavour-number scheme (FFNS), in which only light flavours and gluons are present as partons in the proton and heavy quarks are produced in the hard interaction [46]. The following input parameters were set in the calculation: the renormalisation and factorisation scales were set to $\mu = \sqrt{m_c^2 + \hat{p}_T^2}$, where \hat{p}_T is the average transverse momentum of the charm quarks and the pole mass was $m_c = 1.5$ GeV; the proton and photon PDFs were ZEUS-S 3-flavour FFNS [47] and GRV-G HO [41, 42]; the value of the strong coupling constant was $\alpha_s(M_Z) = 0.118$ for five flavours; and the parameter, ϵ , in the Peterson fragmentation function [48] was $\epsilon = 0.079$ [49]. The contribution to the D^{*+} visible cross

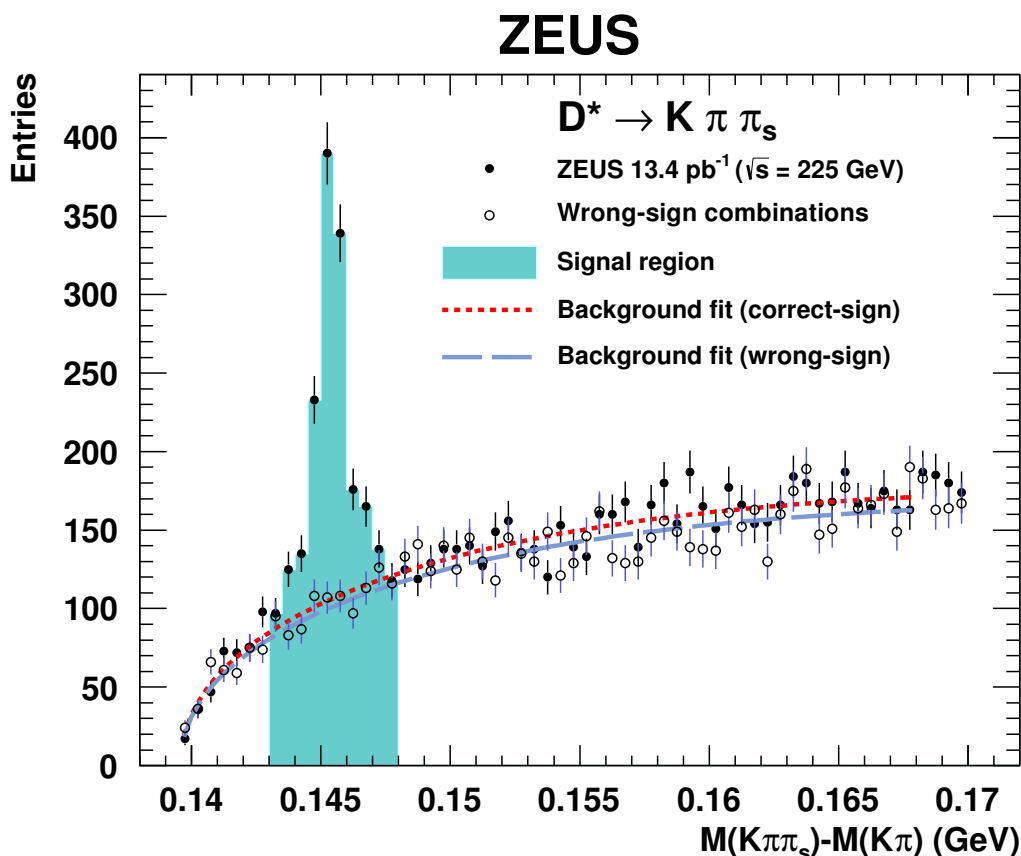


Figure 3. Distribution of the mass difference, $\Delta M \equiv M(K\pi\pi_s) - M(K\pi)$, for the $D^{*\pm}$ candidates for the LER ($\sqrt{s} = 225$ GeV) data sample. Other details as in figure 1.

section from beauty production is predicted by MC to be about 2.5%. This value was the same to within 0.1% for all three data sets. Therefore, the beauty contribution cancelled and the uncertainty was negligible when the cross sections were normalised. Hence, the beauty component was not included in the predictions.

Several sources of theoretical uncertainty were investigated and are listed in the following, with the respective effects on the (MER, LER) samples normalised to the HER data given in parentheses:

- the renormalisation and factorisation scales were changed independently to 0.5 and 2 times their nominal value. The largest change in the positive and negative direction was taken as the systematic uncertainty $(+3.5\%, +5.2\%)$; $(-1.6\%, -2.3\%)$;
- the fragmentation parameter ϵ was varied in the range [49, 50] from 0.006 to 0.092 $(+1.5\%, +2.3\%)$; $(-0.1\%, -0.2\%)$;
- the proton PDF was changed to the ABM11 3-flavour FFNS [51] parametrisations $(+0.9\%, +1.3\%)$;
- the value of m_c was changed to 1.35 and 1.65 GeV $(+0.1\%, +0.1\%)$; $(-0.2\%, -0.3\%)$.

ZEUS

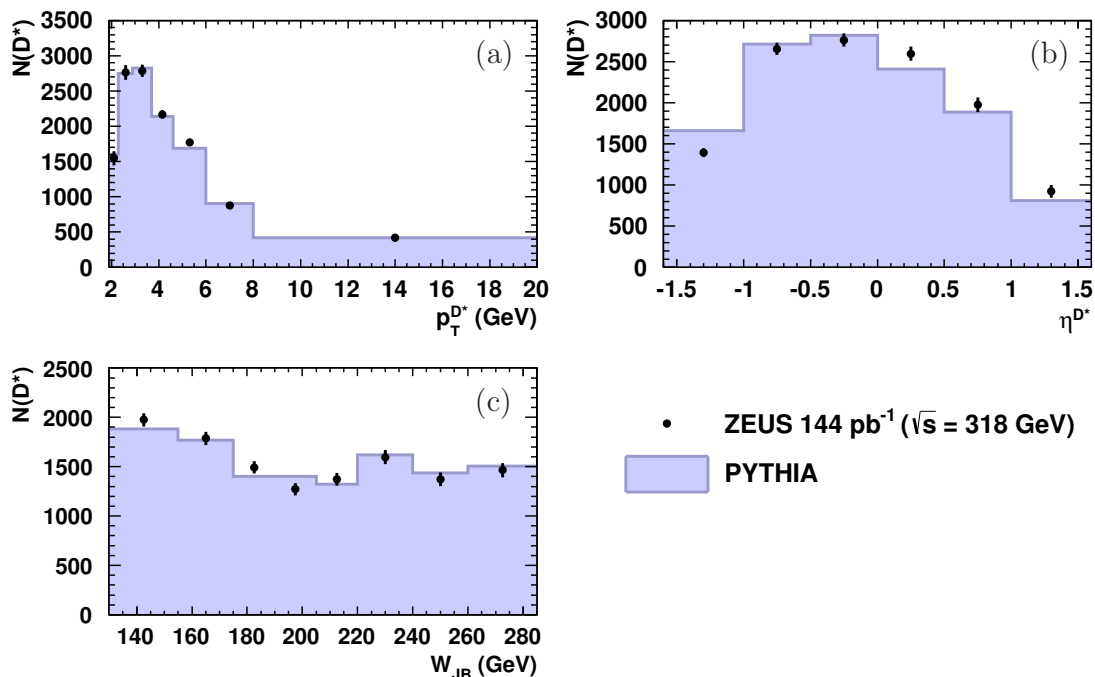


Figure 4. Distributions of (a) $p_T^{D^*}$, (b) η^{D^*} and (c) W_{JB} for D^* mesons in the HER ($\sqrt{s} = 318$ GeV) data sample (points) compared with a mixture of charm and beauty events from the PYTHIA MC simulation (histogram).

6 Determination of normalised cross sections

Visible D^{*+} photoproduction cross sections in the kinematic region $1.9 < p_T^{D^*} < 20$ GeV, $|\eta^{D^*}| < 1.6$, $Q^2 < 1$ GeV 2 and $0.167 < y < 0.802$ were obtained using the formula

$$\sigma_{\text{vis}} = \frac{N_{\text{data}}^{D^*}}{\mathcal{A} \cdot BR \cdot \mathcal{L}},$$

where $N_{\text{data}}^{D^*}$ is the number of D^{*+} mesons in the data, BR is the product of the branching fractions of the decay $D^{*+} \rightarrow D^0 \pi_s^+$ with $D^0 \rightarrow K^- \pi^+$ and \mathcal{L} is the integrated luminosity of the respective sample. The acceptance, \mathcal{A} , is given by the ratio of the number of reconstructed to generated D^{*+} mesons in the MC simulation, using a mix of charm and beauty production. The sample of beauty MC events, both reconstructed and generated, was scaled by a factor of 1.6, consistent with previous ZEUS measurements [15, 16, 52]. In order to optimise the description of the data and hence determine the acceptances as accurately as possible, the MC was reweighted in W_{JB} for the HER sample and in $p_T^{D^*}$ for the HER, MER and LER data samples. The comparison of background-subtracted data and MC after these reweightings is shown in figures 4, 5 and 6, for the HER, MER and LER samples, respectively. The description of the data is reasonable, also for the η^{D^*} distributions, for which no reweighting was performed.

ZEUS

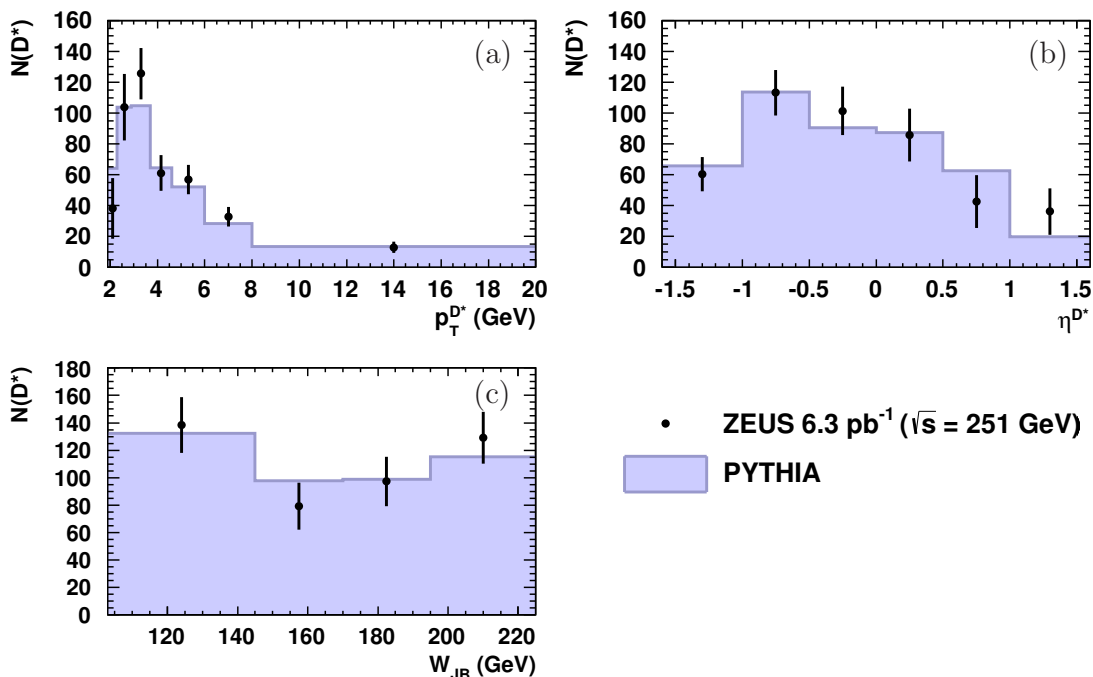


Figure 5. Distributions of (a) $p_T^{D^*}$, (b) η^{D^*} and (c) W_{JB} for D^* mesons in the MER ($\sqrt{s} = 251$ GeV) data sample (points) compared with a mixture of charm and beauty events from the PYTHIA MC simulation (histogram).

The measured cross sections were normalised to the HER data sample:

$$R_\sigma^{\text{HER,MER,LER}} = \sigma_{\text{vis}}^{\text{HER,MER,LER}} / \sigma_{\text{vis}}^{\text{HER}}.$$

This allowed the energy dependence of the cross section to be studied to higher precision as a number of systematic uncertainties in data and theory cancel.

The following sources of systematic uncertainty were considered [53], with the effect on R_σ^{MER} and R_σ^{LER} given in parentheses:

- the lower and upper W_{JB} cuts for data and reconstructed MC events were changed by ± 5 GeV in order to assess the effects of the resolution of W_{JB} and the impact of any residual backgrounds ($^{+0.7\%}_{-0.8\%}$, $^{+2.1\%}_{-2.1\%}$);
- the forms of the functions used for MC reweighting in W_{JB} (HER only) and $p_T^{D^*}$ were varied within the uncertainties determined from the quality of the description of the data ($^{+1.4\%}_{-1.4\%}$, $^{+3.2\%}_{-1.3\%}$);
- the lower and upper mass requirements for the D^0 were varied to 1.80 GeV and 1.93 GeV, both in data and MC. This and the following two sources were performed to assess the uncertainty coming from estimation of the combinatorial background (-6.7% , $^{+0.7\%}_{-4.1\%}$);

ZEUS

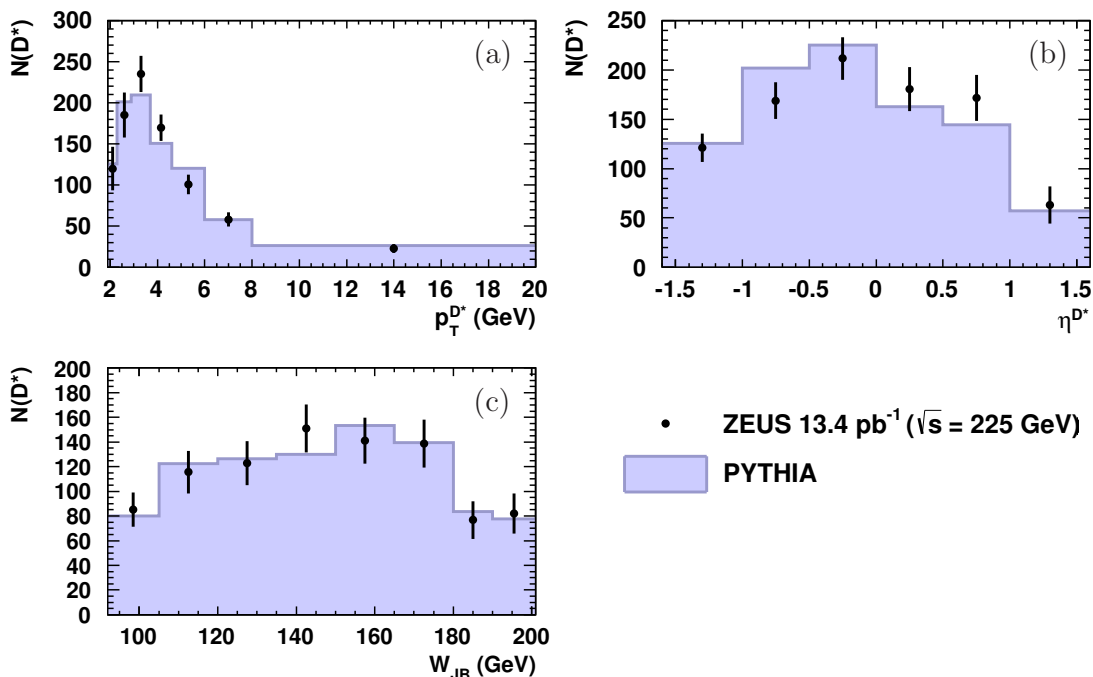


Figure 6. Distributions of (a) $p_T^{D^*}$, (b) η^{D^*} and (c) W_{JB} for D^* mesons in the LER ($\sqrt{s} = 225$ GeV) data sample (points) compared with a mixture of charm and beauty events from the PYTHIA MC simulation (histogram).

- the upper edge of the fit range in the ΔM distribution was changed to 0.165 GeV, both in data and MC (-0.7% , -1.9%);
- the minimum requirement on the ratio $p_T^{D^*}/E_T^{\theta > 10^\circ}$ was varied between 0.05 and 0.20, both in data and MC ($+2.0\%$, $+2.1\%$);
- the uncorrelated uncertainty in the luminosity determination ($\pm 1.4\%$, $\pm 1.4\%$).

The above systematic uncertainties were added in quadrature separately for positive and negative variations. Other sources of systematic uncertainty were found to be negligible and were ignored. These included the uncertainties on the track-finding efficiency, additional reweighting of the MC samples in η^{D^*} as well as from the fraction of beauty events used in the acceptance correction. As a cross-check, the number of D^{*+} mesons was also extracted by subtracting the wrong-sign from the correct-sign distribution; the result was consistent with the nominal procedure.

The statistical uncertainties for R_σ^{MER} and R_σ^{LER} include that from the HER sample, although the uncertainties from the MER and LER dominate. The systematic uncertainties also contain contributions from the HER result which are fully correlated between the LER and MER measurements.

7 Energy dependence of D^{*+} cross sections

Ratios of visible D^{*+} photoproduction cross sections have been measured in the kinematic region $1.9 < p_T^{D^*} < 20$ GeV, $|\eta^{D^*}| < 1.6$, $Q^2 < 1$ GeV² and $0.167 < y < 0.802$. The range in y corresponds to photon-proton centre-of-mass energy, W , ranges of $130 < W < 285$ GeV, $103 < W < 225$ GeV and $92 < W < 201$ GeV in the HER, MER and LER samples, respectively. The ratios of the visible cross sections for the MER and LER samples to that of the HER sample are:

$$R_\sigma^{\text{MER}} = 0.780 \pm 0.074(\text{stat.})_{-0.058}^{+0.022}(\text{syst.})$$

$$R_\sigma^{\text{LER}} = 0.786 \pm 0.049(\text{stat.})_{-0.043}^{+0.037}(\text{syst.}).$$

These values, along with R_σ^{HER} (by constraint equal to unity), are shown in figure 7. The cross sections for the MER and LER samples are compatible within uncertainties, but significantly smaller than the cross section for the HER data. This behaviour of increasing cross section with increasing ep centre-of-mass energy is predicted well by PYTHIA MC simulations and NLO QCD, although the predictions have a somewhat different slope. This shows that the proton PDFs constrained primarily from inclusive deep inelastic scattering data are able to describe this complementary process which probes in particular the gluon distribution. The physics possibilities of future colliders such as the Large Hadron Electron Collider (LHeC) [54, 55] are studied using current NLO QCD calculations. The results shown here enhance confidence in the NLO QCD predictions of charm production rates, specifically, and QCD processes, in general, for a future TeV-scale ep collider.

8 Summary

Photoproduction of $D^{*\pm}$ mesons has been measured at HERA at three different ep centre-of-mass energies, $\sqrt{s} = 318, 251$ and 225 GeV. For $D^{*\pm}$ mesons in the range $1.9 < p_T^{D^*} < 20$ GeV and $|\eta^{D^*}| < 1.6$, cross sections normalised to the result at $\sqrt{s} = 318$ GeV were measured. Photoproduction events were selected in the range $Q^2 < 1$ GeV² and $0.167 < y < 0.802$ where the range in y corresponds to the photon-proton centre-of-mass energies of $130 < W < 285$ GeV, $103 < W < 225$ GeV and $92 < W < 201$ GeV. The cross sections, normalised to that for the highest \sqrt{s} , show an increase with increasing \sqrt{s} . This is predicted well by perturbative QCD, demonstrating consistency of the gluon distribution probed here with that extracted in PDF fits to inclusive deep inelastic scattering data.

Acknowledgments

We appreciate the contributions to the construction, maintenance and operation of the ZEUS detector of many people who are not listed as authors. The HERA machine group and the DESY computing staff are especially acknowledged for their success in providing excellent operation of the collider and the data-analysis environment. We thank the DESY directorate for their strong support and encouragement.

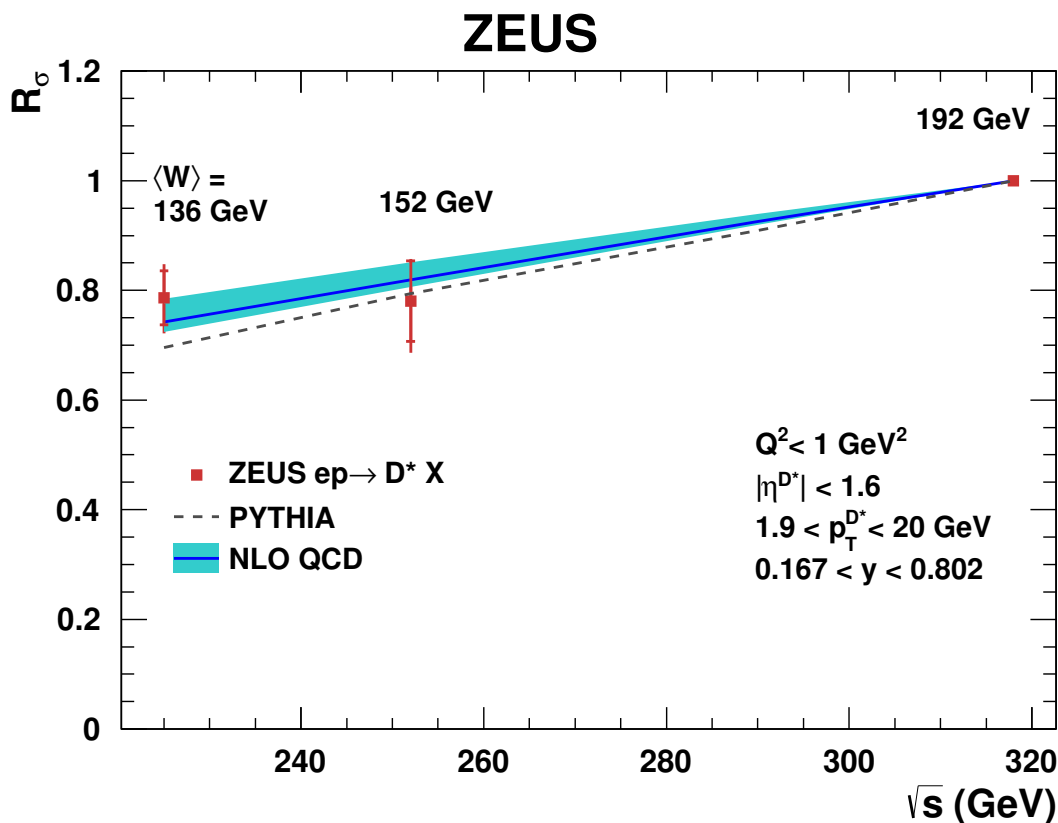


Figure 7. Normalised D^* visible photoproduction cross sections as a function of the ep centre-of-mass energy. The data (points) are shown with statistical uncertainties (inner error bars) and statistical and systematic uncertainties added in quadrature (outer error bars). The predictions from NLO QCD (solid line) are shown with the uncertainties given in section 5 added in quadrature separately for positive and negative variations (band). A prediction from the PYTHIA MC simulation is also shown (dashed line). The data and theory at $\sqrt{s} = 318 \text{ GeV}$ are constrained by definition to be at unity, with no uncertainty. At each data point, the average photon-proton centre-of-mass energy, $\langle W \rangle$, is also given.

Open Access. This article is distributed under the terms of the Creative Commons Attribution License ([CC-BY 4.0](https://creativecommons.org/licenses/by/4.0/)), which permits any use, distribution and reproduction in any medium, provided the original author(s) and source are credited.

References

- [1] H1 collaboration, F.D. Aaron et al., *Measurement of beauty and charm photoproduction using semi-muonic decays in dijet events at HERA*, *Eur. Phys. J. C* **72** (2012) 2047 [[arXiv:1205.2495](https://arxiv.org/abs/1205.2495)] [[INSPIRE](#)].
- [2] H1 collaboration, F.D. Aaron et al., *Measurement of inclusive and dijet D^* meson cross sections in photoproduction at HERA*, *Eur. Phys. J. C* **72** (2012) 1995.
- [3] H1 collaboration, A. Aktas et al., *Inclusive $D^{*\pm}$ meson cross sections and $D^{*\pm}$ jet correlations in photoproduction at HERA*, *Eur. Phys. J. C* **50** (2007) 251 [[hep-ex/0608042](https://arxiv.org/abs/hep-ex/0608042)] [[INSPIRE](#)].

- [4] H1 collaboration, A. Aktas et al., *Measurement of charm and beauty dijet cross-sections in photoproduction at HERA using the H1 vertex detector*, *Eur. Phys. J. C* **47** (2006) 597 [[hep-ex/0605016](#)] [[INSPIRE](#)].
- [5] H1 collaboration, A. Aktas et al., *Measurement of charm and beauty photoproduction at HERA using $D^*\mu$ correlations*, *Phys. Lett. B* **621** (2005) 56 [[hep-ex/0503038](#)] [[INSPIRE](#)].
- [6] H1 collaboration, S. Aid et al., *Photoproduction of $D^{*\pm}$ mesons in electron-proton collisions at HERA*, *Nucl. Phys. B* **472** (1996) 32 [[hep-ex/9604005](#)] [[INSPIRE](#)].
- [7] ZEUS collaboration, H. Abramowicz et al., *Production of the excited charm mesons D_1 and D_2^* at HERA*, *Nucl. Phys. B* **866** (2013) 229 [[arXiv:1208.4468](#)] [[INSPIRE](#)].
- [8] ZEUS collaboration, S. Chekanov et al., *Production of excited charm and charm-strange mesons at HERA*, *Eur. Phys. J. C* **60** (2009) 25 [[arXiv:0807.1290](#)] [[INSPIRE](#)].
- [9] ZEUS collaboration, S. Chekanov et al., *Inclusive jet cross sections and dijet correlations in $D^{*\pm}$ photoproduction at HERA*, *Nucl. Phys. B* **729** (2005) 492 [[hep-ex/0507089](#)] [[INSPIRE](#)].
- [10] ZEUS collaboration, S. Chekanov et al., *Dijet angular distributions in photoproduction of charm at HERA*, *Phys. Lett. B* **565** (2003) 87 [[hep-ex/0302025](#)] [[INSPIRE](#)].
- [11] ZEUS collaboration, J. Breitweg et al., *Measurement of inclusive D_s^\pm photoproduction at HERA*, *Phys. Lett. B* **481** (2000) 213 [[hep-ex/0003018](#)] [[INSPIRE](#)].
- [12] ZEUS collaboration, J. Breitweg et al., *Differential cross-sections of $D^{*\pm}$ photoproduction in ep collisions at HERA*, *Phys. Lett. B* **401** (1997) 192 [[hep-ex/9704011](#)] [[INSPIRE](#)].
- [13] ZEUS collaboration, M. Derrick et al., *Study of $D^{*\pm}$ (2010) production in ep collisions at HERA*, *Phys. Lett. B* **349** (1995) 225 [[hep-ex/9502002](#)] [[INSPIRE](#)].
- [14] ZEUS collaboration, J. Breitweg et al., *Measurement of inclusive $D^{*\pm}$ and associated dijet cross-sections in photoproduction at HERA*, *Eur. Phys. J. C* **6** (1999) 67 [[hep-ex/9807008](#)] [[INSPIRE](#)].
- [15] ZEUS collaboration, H. Abramowicz et al., *Measurement of heavy-quark jet photoproduction at HERA*, *Eur. Phys. J. C* **71** (2011) 1659 [[arXiv:1104.5444](#)] [[INSPIRE](#)].
- [16] ZEUS collaboration, S. Chekanov et al., *Beauty photoproduction using decays into electrons at HERA*, *Phys. Rev. D* **78** (2008) 072001 [[arXiv:0805.4390](#)] [[INSPIRE](#)].
- [17] ZEUS collaboration, *The ZEUS detector*, [Status Report DESY](#) (1993).
- [18] N. Harnew et al., *Vertex triggering using time difference measurements in the ZEUS central tracking detector*, *Nucl. Instrum. Meth. A* **279** (1989) 290 [[INSPIRE](#)].
- [19] B. Foster et al., *The performance of the ZEUS central tracking detector z-by-timing electronics in a transputer based data acquisition system*, *Nucl. Phys. Proc. Suppl. B* **32** (1993) 181.
- [20] ZEUS collaboration, B. Foster et al., *The design and construction of the ZEUS central tracking detector*, *Nucl. Instrum. Meth. A* **338** (1994) 254 [[INSPIRE](#)].
- [21] ZEUS collaboration, A. Polini et al., *The design and performance of the ZEUS Micro Vertex detector*, *Nucl. Instrum. Meth. A* **581** (2007) 656 [[arXiv:0708.3011](#)] [[INSPIRE](#)].
- [22] M. Derrick et al., *Design and construction of the ZEUS barrel calorimeter*, *Nucl. Instrum. Meth. A* **309** (1991) 77 [[INSPIRE](#)].

- [23] ZEUS CALORIMETER GROUP, ZEUS collaboration, A. Andresen et al., *Construction and beam test of the ZEUS forward and rear calorimeter*, *Nucl. Instrum. Meth. A* **309** (1991) 101 [[INSPIRE](#)].
- [24] A. Caldwell et al., *Design and implementation of a high precision readout system for the ZEUS calorimeter*, *Nucl. Instrum. Meth. A* **321** (1992) 356 [[INSPIRE](#)].
- [25] ZEUS BARREL CALORIMETER GROUP collaboration, A. Bernstein et al., *Beam tests of the ZEUS barrel calorimeter*, *Nucl. Instrum. Meth. A* **336** (1993) 23 [[INSPIRE](#)].
- [26] J. Andruszków et al., *First measurement of HERA luminosity by ZEUS lumi monitor*, [DESY-92-066](#) (1992).
- [27] ZEUS collaboration, M. Derrick et al., *Measurement of total and partial photon proton cross-sections at 180 GeV center-of-mass energy*, *Z. Phys. C* **63** (1994) 391 [[INSPIRE](#)].
- [28] ZEUS LUMINOSITY GROUP collaboration, J. Andruszków et al., *Luminosity measurement in the ZEUS experiment*, *Acta Phys. Polon. B* **32** (2001) 2025 [[INSPIRE](#)].
- [29] M. Helbich et al., *The spectrometer system for measuring ZEUS luminosity at HERA*, *Nucl. Instrum. Meth. A* **565** (2006) 572 [[physics/0512153](#)] [[INSPIRE](#)].
- [30] ZEUS collaboration, L. Adamczyk et al., *Measurement of the luminosity in the ZEUS experiment at HERA II*, *Nucl. Instrum. Meth. A* **744** (2014) 80 [[arXiv:1306.1391](#)] [[INSPIRE](#)].
- [31] P.D. Allfrey et al., *The design and performance of the ZEUS global tracking trigger*, *Nucl. Instrum. Meth. A* **580** (2007) 1257 [[INSPIRE](#)].
- [32] W.H. Smith, K. Tokushuku and L.W. Wiggers, *The ZEUS trigger system*, in the proceedings of *Computing in High-Energy Physics (CHEP)*, Annecy, France, Sept. 1992, C. Verkerk and W. Wojcik eds., CERN, Geneva, Switzerland (1992), [DESY-92-150B](#).
- [33] ZEUS collaboration, M. Derrick et al., *Observation of direct processes in photoproduction at HERA*, *Phys. Lett. B* **322** (1994) 287 [[INSPIRE](#)].
- [34] F. Jacquet and A. Blondel, *Detection of the charged current event — Method II*, in the proceedings of the *Study for an ep facility for Europe*, U. Amaldi ed., Hamburg, Germany (1979), [DESY-79-48](#).
- [35] ZEUS collaboration, J. Breitweg et al., *Measurement of the diffractive cross-section in deep inelastic scattering using ZEUS 1994 data*, *Eur. Phys. J. C* **6** (1999) 43 [[hep-ex/9807010](#)] [[INSPIRE](#)].
- [36] G.M. Briskin, *Diffractive dissociation in ep deep inelastic scattering*, Ph.D. thesis, Tel Aviv University, Tel Aviv, Israel (1998), [DESY-THESIS-1998-036](#).
- [37] ZEUS collaboration, H. Abramowicz et al., *Measurement of $D^{*\pm}$ production in deep inelastic scattering at HERA*, *JHEP* **05** (2013) 097 [[arXiv:1303.6578](#)] [[INSPIRE](#)].
- [38] T. Sjöstrand, *High-energy physics event generation with PYTHIA 5.7 and JETSET 7.4*, *Comput. Phys. Commun.* **82** (1994) 74 [[INSPIRE](#)].
- [39] T. Sjöstrand et al., *High-energy physics event generation with PYTHIA 6.1*, *Comput. Phys. Commun.* **135** (2001) 238 [[hep-ph/0010017](#)] [[INSPIRE](#)].
- [40] H.L. Lai et al., *Improved parton distributions from global analysis of recent deep inelastic scattering and inclusive jet data*, *Phys. Rev. D* **55** (1997) 1280 [[hep-ph/9606399](#)] [[INSPIRE](#)].

- [41] M. Glück, E. Reya and A. Vogt, *Parton structure of the photon beyond the leading order*, *Phys. Rev. D* **45** (1992) 3986 [INSPIRE].
- [42] M. Glück, E. Reya and A. Vogt, *Photonic parton distributions*, *Phys. Rev. D* **46** (1992) 1973 [INSPIRE].
- [43] R. Brun et al., *GEANT3*, CERN-DD/EE/84-1 (1987).
- [44] S. Frixione, M.L. Mangano, P. Nason and G. Ridolfi, *Total cross-sections for heavy flavor production at HERA*, *Phys. Lett. B* **348** (1995) 633 [hep-ph/9412348] [INSPIRE].
- [45] S. Frixione, P. Nason and G. Ridolfi, *Differential distributions for heavy flavor production at HERA*, *Nucl. Phys. B* **454** (1995) 3 [hep-ph/9506226] [INSPIRE].
- [46] J. Smith and W.L. van Neerven, *QCD corrections to heavy flavor photoproduction and electroproduction*, *Nucl. Phys. B* **374** (1992) 36 [INSPIRE].
- [47] ZEUS collaboration, S. Chekanov et al., *A ZEUS next-to-leading-order QCD analysis of data on deep inelastic scattering*, *Phys. Rev. D* **67** (2003) 012007 [hep-ex/0208023] [INSPIRE].
- [48] C. Peterson, D. Schlatter, I. Schmitt and P.M. Zerwas, *Scaling violations in inclusive e^+e^- annihilation spectra*, *Phys. Rev. D* **27** (1983) 105 [INSPIRE].
- [49] ZEUS collaboration, S. Chekanov et al., *Measurement of the charm fragmentation function in D^* photoproduction at HERA*, *JHEP* **04** (2009) 082 [arXiv:0901.1210] [INSPIRE].
- [50] H1 collaboration, F.D. Aaron et al., *Study of charm fragmentation into $D^{*\pm}$ mesons in deep-inelastic scattering at HERA*, *Eur. Phys. J. C* **59** (2009) 589 [arXiv:0808.1003] [INSPIRE].
- [51] S. Alekhin and S. Moch, *Heavy-quark deep-inelastic scattering with a running mass*, *Phys. Lett. B* **699** (2011) 345 [arXiv:1011.5790] [INSPIRE].
- [52] ZEUS collaboration, S. Chekanov et al., *Measurement of beauty photoproduction using decays into muons in dijet events at HERA*, *JHEP* **04** (2009) 133 [arXiv:0901.2226] [INSPIRE].
- [53] N. Zakharchuk, *The energy dependence of the total cross section of D^* mesons at HERA collider* (in Ukrainian), M.Sc. thesis, University of Kyiv, Kyiv, Ukraine (2014).
- [54] P. Newman and A. Stasto, *Dig deeper*, *Nature Phys.* **9** (2013) 448.
- [55] LHEC STUDY GROUP collaboration, J.L. Abelleira Fernandez et al., *A Large Hadron Electron Collider at CERN: report on the physics and design concepts for machine and detector*, *J. Phys. G* **39** (2012) 075001 [arXiv:1206.2913] [INSPIRE].

The ZEUS collaboration

H. Abramowicz^{27,u}, I. Abt²¹, L. Adamczyk⁸, M. Adamus³⁴, R. Aggarwal^{4,a}, S. Antonelli², O. Arslan³, V. Aushev^{16,17,o}, Y. Aushev^{17,o,p}, O. Bachynska¹⁰, A.N. Barakbaev¹⁵, N. Bartosik¹⁰, O. Behnke¹⁰, J. Behr¹⁰, U. Behrens¹⁰, A. Bertolin²³, S. Bhadra³⁶, I. Bloch¹¹, V. Bokhonov^{16,o}, E.G. Boos¹⁵, K. Borras¹⁰, I. Brock³, R. Brugnera²⁴, A. Bruni¹, B. Brzozowska³³, P.J. Bussey¹², A. Caldwell²¹, M. Capua⁵, C.D. Catterall³⁶, J. Chwastowski^{7,d}, J. Ciborowski^{33,x}, R. Ciesielski^{10,f}, A.M. Cooper-Sarkar²², M. Corradi¹, F. Corriveau¹⁸, G. D'Agostini²⁶, R.K. Dementiev²⁰, R.C.E. Devenish²², G. Dolinska¹⁰, V. Drugakov¹¹, S. Dusini²³, J. Ferrando¹², J. Figiel⁷, B. Foster^{13,l}, G. Gach⁸, A. Garfagnini²⁴, A. Geiser¹⁰, A. Gizhko¹⁰, L.K. Gladilin²⁰, O. Gogota¹⁷, Yu.A. Golubkov²⁰, J. Grebenyuk¹⁰, I. Gregor¹⁰, G. Grzelak³³, O. Gueta²⁷, M. Guzik⁸, W. Hain¹⁰, G. Hartner³⁶, D. Hochman³⁵, R. Hori¹⁴, Z.A. Ibrahim⁶, Y. Iga²⁵, M. Ishitsuka²⁸, A. Iudin^{17,p}, F. Januschek¹⁰, I. Kadenko¹⁷, S. Kananov²⁷, T. Kanno²⁸, U. Karshon³⁵, M. Kaur⁴, P. Kaur^{4,a}, L.A. Khein²⁰, D. Kisieleska⁸, R. Klanner¹³, U. Klein^{10,g}, N. Kondrashova^{17,q}, O. Kononenko¹⁷, Ie. Korol¹⁰, I.A. Korzhavina²⁰, A. Kotański⁹, U. Kötzt¹⁰, N. Kovalchuk^{17,r}, H. Kowalski¹⁰, O. Kuprash¹⁰, M. Kuze²⁸, B.B. Levchenko²⁰, A. Levy²⁷, V. Libov¹⁰, S. Limentani²⁴, M. Lisovyi¹⁰, E. Lobodzinska¹⁰, W. Lohmann¹¹, B. Löhr¹⁰, E. Lohrmann¹³, A. Longhin^{23,t}, D. Lontkovskiy¹⁰, O.Yu. Lukina²⁰, J. Maeda^{28,v}, I. Makarenko¹⁰, J. Malka¹⁰, J.F. Martin³¹, S. Mergelmeyer³, F. Mohamad Idris^{6,c}, K. Mujkic^{10,h}, V. Myronenko^{10,i}, K. Nagano¹⁴, A. Nigro²⁶, T. Nobe²⁸, D. Notz¹⁰, R.J. Nowak³³, K. Olkiewicz⁷, Yu. Onishchuk¹⁷, E. Paul³, W. Perlański^{33,y}, H. Perrey¹⁰, N.S. Pokrovskiy¹⁵, A.S. Proskuryakov^{20,aa}, M. Przybycien⁸, A. Raval¹⁰, P. Roloff^{10,j}, I. Rubinsky¹⁰, M. Ruspa³⁰, V. Samojlov¹⁵, D.H. Saxon¹², M. Schioppa⁵, W.B. Schmidke^{21,s}, U. Schneekloth¹⁰, T. Schörner-Sadenius¹⁰, J. Schwartz¹⁸, L.M. Shcheglova²⁰, R. Shevchenko^{17,p}, O. Shkola^{17,r}, I. Singh^{4,b}, I.O. Skillicorn¹², W. Słomiński^{9,e}, V. Sola¹³, A. Solano²⁹, A. Spiridonov^{10,k}, L. Stanco²³, N. Stefaniuk¹⁰, A. Stern²⁷, T.P. Stewart³¹, P. Stopa⁷, J. Sztuk-Dambietz¹³, D. Szuba¹³, J. Szuba¹⁰, E. Tassi⁵, T. Temiraliev¹⁵, K. Tokushuku^{14,m}, J. Tomaszewska^{33,z}, A. Trofymov^{17,r}, V. Trusov¹⁷, T. Tsurugai¹⁹, M. Turcato¹³, O. Turkot^{10,i}, T. Tymieniecka³⁴, A. Verbytskyi²¹, O. Viazlo¹⁷, R. Walczak²², W.A.T. Wan Abdullah⁶, K. Wichmann^{10,i}, M. Wing^{32,w}, G. Wolf¹⁰, S. Yamada¹⁴, Y. Yamazaki^{14,n}, N. Zakharchuk^{17,r}, A.F. Żarnecki³³, L. Zawiejski⁷, O. Zenaiev¹⁰, B.O. Zhautykov¹⁵, N. Zhmak^{16,o}, D.S. Zotkin²⁰

¹ INFN Bologna, Bologna, Italy ^A

² University and INFN Bologna, Bologna, Italy ^A

³ Physikalisches Institut der Universität Bonn, Bonn, Germany ^B

⁴ Panjab University, Department of Physics, Chandigarh, India

⁵ Calabria University, Physics Department and INFN, Cosenza, Italy ^A

⁶ National Centre for Particle Physics, Universiti Malaya, 50603 Kuala Lumpur, Malaysia ^C

⁷ The Henryk Niewodniczanski Institute of Nuclear Physics, Polish Academy of Sciences, Krakow, Poland ^D

⁸ AGH-University of Science and Technology, Faculty of Physics and Applied Computer Science, Krakow, Poland ^D

⁹ Department of Physics, Jagellonian University, Cracow, Poland

¹⁰ Deutsches Elektronen-Synchrotron DESY, Hamburg, Germany

¹¹ Deutsches Elektronen-Synchrotron DESY, Zeuthen, Germany

¹² School of Physics and Astronomy, University of Glasgow, Glasgow, United Kingdom ^E

¹³ Hamburg University, Institute of Experimental Physics, Hamburg, Germany ^F

¹⁴ Institute of Particle and Nuclear Studies, KEK, Tsukuba, Japan ^G

¹⁵ Institute of Physics and Technology of Ministry of Education and Science of Kazakhstan, Almaty, Kazakhstan

- ¹⁶ *Institute for Nuclear Research, National Academy of Sciences, Kyiv, Ukraine*
- ¹⁷ *Department of Nuclear Physics, National Taras Shevchenko University of Kyiv, Kyiv, Ukraine*
- ¹⁸ *Department of Physics, McGill University, Montréal, Québec, Canada H3A 2T8 ^H*
- ¹⁹ *Meiji Gakuin University, Faculty of General Education, Yokohama, Japan ^G*
- ²⁰ *Lomonosov Moscow State University, Skobeltsyn Institute of Nuclear Physics, Moscow, Russia ^I*
- ²¹ *Max-Planck-Institut für Physik, München, Germany*
- ²² *Department of Physics, University of Oxford, Oxford, United Kingdom ^E*
- ²³ *INFN Padova, Padova, Italy ^A*
- ²⁴ *Dipartimento di Fisica dell' Università and INFN, Padova, Italy ^A*
- ²⁵ *Polytechnic University, Tokyo, Japan ^G*
- ²⁶ *Dipartimento di Fisica, Università 'La Sapienza' and INFN, Rome, Italy ^A*
- ²⁷ *Raymond and Beverly Sackler Faculty of Exact Sciences, School of Physics, Tel Aviv University, Tel Aviv, Israel ^J*
- ²⁸ *Department of Physics, Tokyo Institute of Technology, Tokyo, Japan ^G*
- ²⁹ *Università di Torino and INFN, Torino, Italy ^A*
- ³⁰ *Università del Piemonte Orientale, Novara, and INFN, Torino, Italy ^A*
- ³¹ *Department of Physics, University of Toronto, Toronto, Ontario, Canada M5S 1A7 ^H*
- ³² *Physics and Astronomy Department, University College London, London, United Kingdom ^E*
- ³³ *Faculty of Physics, University of Warsaw, Warsaw, Poland*
- ³⁴ *National Centre for Nuclear Research, Warsaw, Poland*
- ³⁵ *Department of Particle Physics and Astrophysics, Weizmann Institute, Rehovot, Israel*
- ³⁶ *Department of Physics, York University, Ontario, Canada M3J 1P3 ^H*

^A *supported by the Italian National Institute for Nuclear Physics (INFN)*

^B *supported by the German Federal Ministry for Education and Research (BMBF), under contract No. 05 H09PDF*

^C *supported by HIR grant UM.C/625/1/HIR/149 and UMRG grants RU006-2013, RP012A-13AFR and RP012B-13AFR from Universiti Malaya, and ERGS grant ER004-2012A from the Ministry of Education, Malaysia*

^D *supported by the National Science Centre under contract No. DEC-2012/06/M/ST2/00428*

^E *supported by the Science and Technology Facilities Council, UK*

^F *supported by the German Federal Ministry for Education and Research (BMBF), under contract No. 05h09GUF, and the SFB 676 of the Deutsche Forschungsgemeinschaft (DFG)*

^G *supported by the Japanese Ministry of Education, Culture, Sports, Science and Technology (MEXT) and its grants for Scientific Research*

^H *supported by the Natural Sciences and Engineering Research Council of Canada (NSERC)*

^I *supported by RF Presidential grant N 3042.2014.2 for the Leading Scientific Schools and by the Russian Ministry of Education and Science through its grant for Scientific Research on High Energy Physics*

^J *supported by the Israel Science Foundation*

- ^a also funded by Max Planck Institute for Physics, Munich, Germany
- ^b also funded by Max Planck Institute for Physics, Munich, Germany, now at Sri Guru Granth Sahib World University, Fatehgarh Sahib
- ^c also at Agensi Nuklear Malaysia, 43000 Kajang, Bangi, Malaysia
- ^d also at Cracow University of Technology, Faculty of Physics, Mathematics and Applied Computer Science, Poland
- ^e partially supported by the Polish National Science Centre projects DEC-2011/01/B/ST2/03643 and DEC-2011/03/B/ST2/00220
- ^f now at Rockefeller University, New York, NY 10065, USA
- ^g now at University of Liverpool, United Kingdom
- ^h also affiliated with University College London, UK
- ⁱ supported by the Alexander von Humboldt Foundation
- ^j now at CERN, Geneva, Switzerland
- ^k also at Institute of Theoretical and Experimental Physics, Moscow, Russia
- ^l Alexander von Humboldt Professor; also at DESY and University of Oxford
- ^m also at University of Tokyo, Japan
- ⁿ now at Kobe University, Japan
- ^o supported by DESY, Germany
- ^p member of National Technical University of Ukraine, Kyiv Polytechnic Institute, Kyiv, Ukraine
- ^q now at DESY ATLAS group
- ^r member of National University of Kyiv - Mohyla Academy, Kyiv, Ukraine
- ^s now at BNL, USA
- ^t now at LNF, Frascati, Italy
- ^u also at Max Planck Institute for Physics, Munich, Germany, External Scientific Member
- ^v now at Tokyo Metropolitan University, Japan
- ^w also supported by DESY
- ^x also at Łódź University, Poland
- ^y member of Łódź University, Poland
- ^z now at Polish Air Force Academy in Deblin
- ^{aa} deceased