

AperTO - Archivio Istituzionale Open Access dell'Università di Torino

High throughput mechanochemistry: application to parallel synthesis of benzoxazines

This is a pre print version of the following article:

Original Citation:

Availability:

This version is available <http://hdl.handle.net/2318/1657294> since 2018-01-12T16:45:52Z

Published version:

DOI:10.1039/c7cc07758k

Terms of use:

Open Access

Anyone can freely access the full text of works made available as "Open Access". Works made available under a Creative Commons license can be used according to the terms and conditions of said license. Use of all other works requires consent of the right holder (author or publisher) if not exempted from copyright protection by the applicable law.

(Article begins on next page)

High Throughput Mechanochemistry: Application to Parallel Synthesis of Benzoxazines.

Katia Martina,¹ Laura Rotolo,¹ Andrea Porcheddu,² Francesco Delogu,³ Stephen R. Bysouth,⁴ Giancarlo Cravotto,^{1,*} Evelina Colacino^{1,5*}

¹Dipartimento di Scienza e Tecnologia del Farmaco, University of Turin, via P. Giuria 9, Turin, 10125, Italy

²Dipartimento di Scienze Chimiche e Geologiche, Università degli Studi di Cagliari, Cittadella Universitaria, SS 554 bivio per Sestu, 09028 Monserrato (Ca), Italy

³Dipartimento di Ingegneria Meccanica, Chimica, e dei Materiali, Università degli Studi di Cagliari, via Marengo 2, 09123 Cagliari, Italy

⁴Automaxion SARL, L'Auvrairie, 50250 Varengeuebec, France

⁵ Université de Montpellier, Institut des Biomolécules Max Mousseron (IBMM) UMR5247 CNRS-UM-ENSCM, Université de Montpellier, cc1703, Place Eugène Bataillon, 34095 Montpellier Cedex 05, France

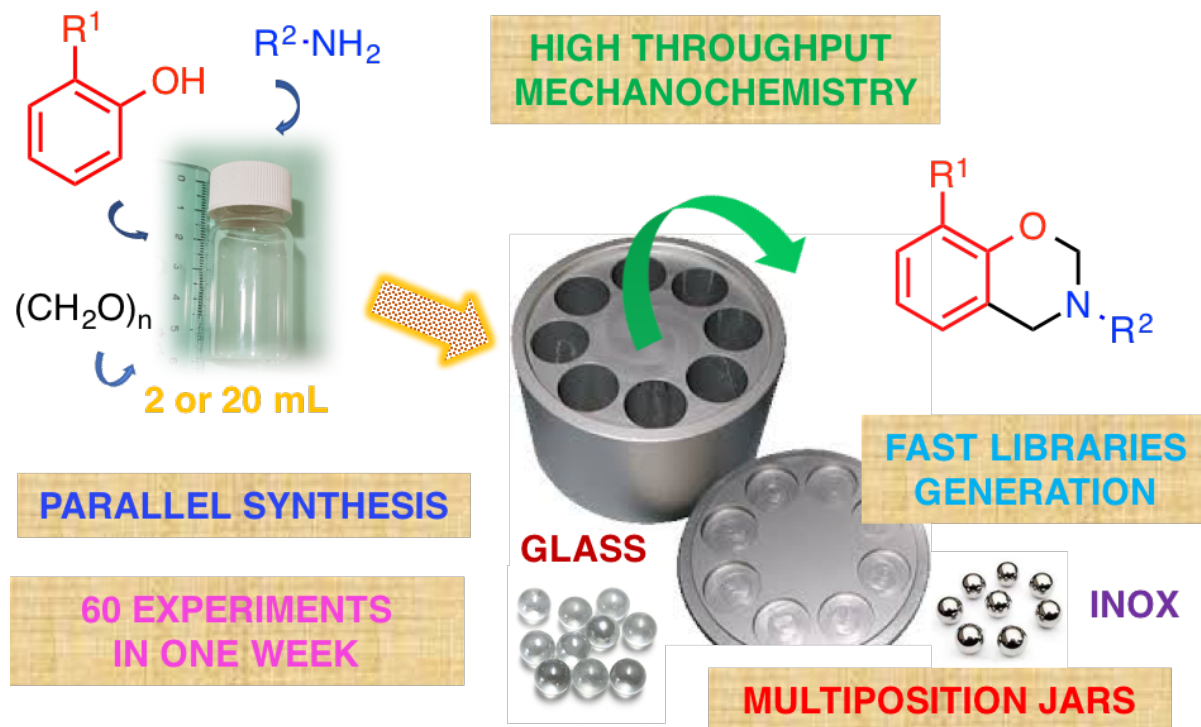
*e-mail: giancarlo.cravotto@unito.it

*e-mail: evelina.colacino@umontpellier.fr

Abstract

We describe herein an unprecedented “*parallel synthesis*” via a mechanochemistry to massive access molecules faster, more efficiently and with higher throughput compared to standard milling devices. The new milling system uses a multiposition jar (variable sizes are possible), allowing to process up to 12 samples simultaneously, enabling the fast analysis of multiple experimental parameters at the same time. During milling, the variation of force intensity depends on the position of the vials over the time, according to a movement referred to as “lunar”. The development of this new synthetic technology was applied to the high throughput mechanochemical preparation of 3,4-dihydro-2H-benzo[e][1,3]oxazine derivatives via a *one-pot* three-component reaction.

Graphical Abstract



Keywords. High Throughput Mechanochemistry, Multiposition ball-mill, Multicomponent reactions (MCR), Mannich Reaction, Benzoxazines.

In the past decades, the search for cleaner and more sustainable approaches to chemical synthesis led to a reborn of mechanochemistry.^{1, 2} Excellent and extensive reviews already highlighted the advantages of this enabling technology not only as a valid alternative to chemistry in solution for the preparation of molecules³⁻¹⁰ and materials,⁹⁻¹⁴ but also as a fully effective key strategy for new synthetic opportunities altering product selectivity¹⁵ or leading access to products elsewhere impossible to be obtained by other methods.¹⁶⁻²¹ Tools for real-time mechanistic studies (by X-ray powder diffraction or Raman spectroscopy techniques)²²⁻²⁶ or the use of extruders for scale-up purposes^{27, 28} were successfully achieved. While the investigation of kinetics and energetics^{29, 30} involved in mechanochemical processes are still in infancy, with regard to synthetic chemistry, the main limitation on the use of ball mills concerns its low throughput. The development of advanced mechanochemical devices, where many samples are milled in parallel will increase time efficiency enabling the fast analysis of multiple experimental parameters at the same time. In addition, they might also improve throughput protocols for the preparation of samples for parallel sequencing.

A modified multisampling planetary mill³¹ was successfully used some time ago for co-crystal screening^{32, 33} or to prepare dispersions of carbon black pigments.³⁴ Besides these few examples, nothing is presently known about the use of this high throughput experimentation in mechanically activated organic reactions.

In this regard, we have developed an unprecedented “*parallel synthesis*” *via* a mechanochemical approach” to massive access molecules faster and more efficiently. In our ongoing research work on the development of in the field of medicinal mechanochemistry³⁵ for preparing Active Pharmaceutical Ingredients (APIs)^{36, 37} or added value products for the industry,³⁷ we prepared a library of substituted 3,4-dihydro-2H-benzo[*e*][1,3]oxazines by “parallel mechanochemistry”. 3,4-Dihydro-2H-benzo[*e*][1,3]oxazines are scaffolds of industrial relevance, which are widely used for preparing polymers, resins and cross-linking agents.³⁸ These substrates are also suitable building blocks for the design of biologically active compounds³⁹ from herbicides and fungicides to therapeutically usable drugs.⁴⁰

The development of this new synthetic methodology will be set-up in two distinct phases. First, the main advantages and technical aspects of the new enabling device will be described, whereas later the high throughput mechanochemical preparation of 3,4-dihydro-2H-benzo[*e*][1,3]oxazine derivatives *via* a *one-pot* three-component reaction will be examined.

The synthesis were executed using a new planetary milling system where standard milling jar was modified to process up to 12 samples simultaneously,³¹ depending on the size of the vial. Indeed, a 4-, 8- and 12-position laboratory mill could host vials with a capacity of 200 mL, 20 mL and 2 mL respectively (Figure 1). This upgraded version of the starting milling jar enables up to 48 samples to be milled in parallel (see Supporting Information, Figure S1). All this translates in a reduced effort and time for the screening of the optimized reaction conditions and higher productivity of molecules per unit of time.

The multisampling device offers other advantages, such as: i) no cleaning or cross contamination of the jars, since the reactants are milled directly into the vials, (in which the reaction mixture can be also stored or analyzed directly through the vial glass by Raman, avoiding loss of samples; ii) many small amounts of samples (only 10’s of mg!) can be reacted at the same time; iii) the aluminum vial adapters serve as heat sinks, minimizing sample heating and iv) vials can be continuously loaded and unloaded, thus processing hundreds of samples per day.

For the experiments described in this study, 8- or 12-position vial adapters, to hold respectively 20 mL or 2 mL glass vials, were used (Figure 1b, c) and the effectiveness of the planetary milling system was investigated for the preparation of a library of substituted 3,4-

dihydro-2H-benzo[e][1,3]oxazines (Scheme 1). Hanusa's formalism was used to represent the reaction activated by mechanochemical energy.⁵



Figure 1. a) A multisampling planetary mill for more details visit <http://www.automaxionltd.com/>; b) 12 position jar hosting 2 mL GC/LC glass vials; c) 8 position jar hosting 20 mL glass vials.

The motion of the vials differs from the motion of the vessel in a conventional planetary mill, where the jar is located in the center and it turns around its own axis and simultaneously counter-clockwise around the principal wheel axis. With a multi-position jar, the movement was referred to as ‘lunar’:³¹ vials are distributed around the jar periphery and experiment a degree of rotation around an axis which is different from the vial axis, while keeping counter-clockwise motion around the same principal wheel axis (Figure 2a). The force on a bead in the vial *varies* during the rotation: when the vials are closer to the center of the sun wheel, the force is less, when closer to the outer edge, the force is greater and equal to those in a conventional planetary system where the beads are always towards the outer edge of the sun wheel and therefore experience *constant* force (Figure 2b).

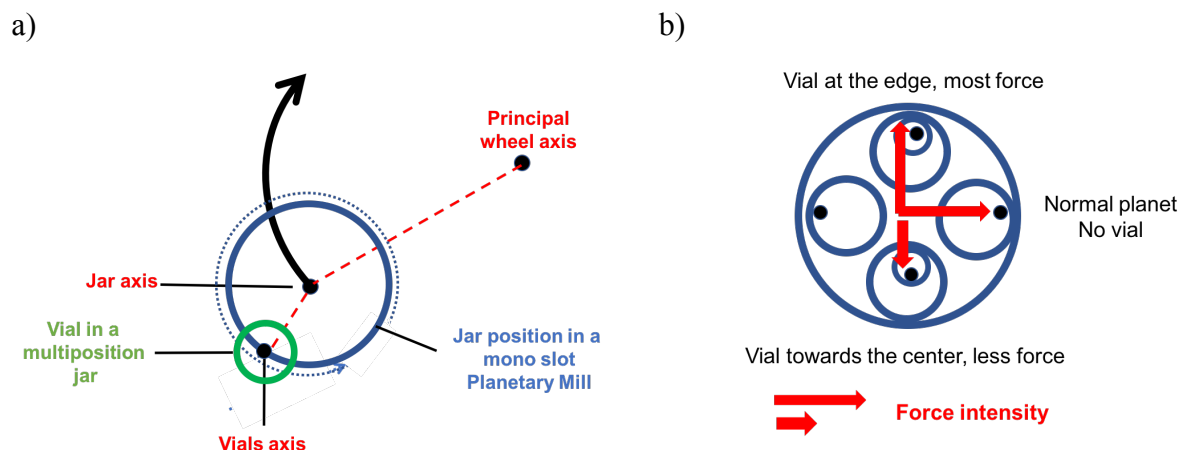
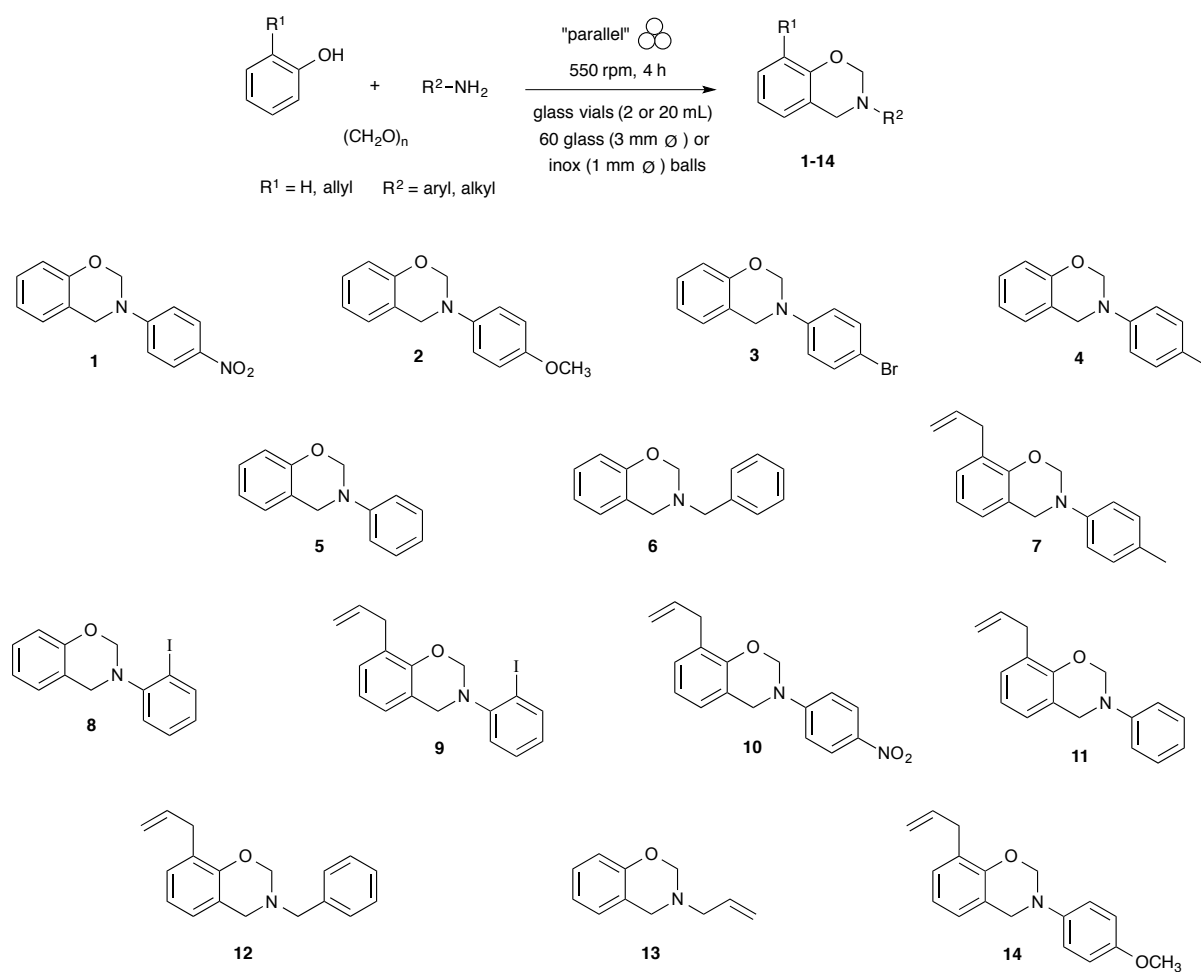


Figure 2. Schematic representation of a) ‘lunar movement’³¹ and b) variation of force intensity depending on the position of the vials.

3,4-Dihydro-2H-benzo[*e*][1,3]oxazines were prepared in a *one-pot* cascade sequence by condensation/Mannich base ring-closure reactions involving stoichiometric quantity of phenol (or *o*-allyl phenol), paraformaldehyde and a primary amine (aromatic, allylic or benzylic).

The possibility to screen simultaneously four different parameters for the preparation of three different compounds (**1-3**, Scheme 1) significantly reduced the optimization time and costs associated therewith. Indeed, twelve experiments were performed at the same time, by milling the reactants at 550 rpm for 4 hours, using four different reaction conditions for preparing each benzoxazine **1-3** (Scheme 1).



Scheme 1. High-throughput parallel mechanochemical preparation of benzoxazines.

All the experiments were performed in a 12-position jar hosting 2 mL glass vials each one containing 60 stainless steel balls (\varnothing 1 mm) using: i) stoichiometric quantity of paraformaldehyde (2 equiv.); ii) an excess of paraformaldehyde (up to 4 equiv.); or in the presence of grinding additives such as iii) NaCl⁴¹ (100 mg); or iv) polyethylene glycol^{36, 42} (PEG) HO-PEG-2000-OH (450 mg/mmol of substrate). Full conversion of starting materials was observed after 4 hour milling at 550 rpm and using a two-fold excess of paraformaldehyde. Lower rotation speeds or shorter reaction times were detrimental, leading to partial conversion of the reactants and uncomplete intramolecular cyclization reactions. ‘*Diluted solid solutions*’ of reactants, in the presence of NaCl, required longer reaction times (6-8 hours) to achieve a full conversion of substrates, while the conversion, reaction time and yields were not affected or improved when HO-PEG-2000-OH was used as additive, except for benzoxazine **3**, obtained in traces in the absence of PEG polymer.

Table 1. Comparative data for mechanochemical and solution synthesis of 3,4-dihydro-2H-benzo[*e*][1,3]oxazines **1-14**.

Compound	Yield (%) ^a		Compound	Yield (%) ^a	
	Multiposition Ball-milling	In solution		Multiposition Ball-milling	In solution
1	45	56 ⁴³	8	77	n.d. ^c
2	65	74 ⁴⁴	9	43	n.d. ^c
3	67 ^b	32 ⁴⁴	10	23	n.d. ^c
4	65	63 ⁴⁵	11	58	72 ⁴⁶
5	73	62 ⁴⁵	12	50	n.d. ^c
6	75	52	13	45	62 ⁴⁷
7	50	51	14	37	35

^a Isolated yield. The reaction scale was: a) for 2 mL glass vials (each vial containing with 60 stainless steel balls of Ø 1 mm): alcohol (0.53 mmol), paraformaldehyde (2.12 mmol), amine (0.53 mmol), b) for 20 mL glass vials (each vial containing 60 glass balls of Ø 3 mm): alcohol (3.19 mmol), paraformaldehyde (12.74 mmol), amine (3.19 mmol); ^b HO-PEG-2000-OH (450 mg/mmol of substrate) was used; ^c n.d. = never described.

In a second set of experiments, the preparation of benzoxazines **1-3** was investigated using an 8-position jar hosting 20 mL glass vials, with 60 glass balls (Ø 3 mm), milling at 550 rpm for 4 h. The aim was to study not only the scalability of the reaction, but also its outcome as a function of the size and the nature of material used (stainless steel or glass) for the milling balls and the geometry of the milling jars. As a result, the same yields were obtained for benzoxazines **1-3**, independently on the process parameters used to achieve the condensation/Mannich base ring-closure reactions. The multisampling planetary mill allowed the optimization of the reaction conditions by processing more than 60 experiments in less than one week compared to 6-8 weeks expected if using a conventional mill. Later on, once the general protocol was disclosed, it was extended to other substrates allowing faster and more efficient preparation of a library of diverse benzoxazines **1-14** (Scheme 1). Worthy of note is the *N*-allylbenzoxazine **13**, an attractive scaffold used as starting material for the preparation of polybenzoxazines, which are interesting polymers with excellent mechanical properties and high thermal stability.^{46, 48} Contrarily to methods in solution,⁴⁹ by mechanochemistry the reaction yield is not influenced by the effect of the electronic or steric nature of R² substituents on the primary amine, for both series having R¹ = H (Table 1, compounds **1-6**, **8** and **13**) or R¹ = allyl group (Table 1, compounds **7**, **9-12** and **14**), with the exception of benzoxazines **1** and **10**. In the last case, the modest yields in both series are likely due to the presence of electron withdrawing nitro group, reducing the nucleophilicity of the

nitrogen atom of the substituted aniline, involved in the first step of the mechanism, where a condensation reaction with the aldehyde occurs. Nevertheless, for the same R² substituents, yields depended of the nature of R¹ *ortho*-substitution on starting phenol (R¹ = H or allyl), leading to better yields when R¹ = H (compounds **1**, **2**, **4**, **6** and **8** vs compounds **7**, **9**, **10**, **12** and **14**). This is in agreement with previous reports on the synthesis of benzoxazines in solution, highlighting the key role played by both the reactivity of phenolic hydroxyl as well as the electron density of the aromatic carbon atom at the free *ortho*-position in the phenol ring.^{50, 51}

Considering that the type of forces generated during milling and the total mechanical energy transferred to the powder influence the outcome of a mechanochemical reaction,⁵²⁻⁵⁶ benzoxazines **1** and **2** were also prepared by milling the reactants for 4 hours in a vibrational (VBM, at 30 Hz) or in a classic planetary mill (PBM, at 550 rpm). Stainless steel or zirconia jars were used and the results were compared with those obtained when the reactant were milled in 20 mL glass vials, using the multiposition mill (Table 2). In a VBM or classic PBM, full conversion of the starting materials was observed in both cases. Benzoxazine **1** was recovered in 88% after precipitation in water, while benzoxazine **2** was obtained in 20% after extraction and purification on column chromatography. In the last case, yield was hampered by the formation of many polar unidentified by-products, never observed when using glass vials which produce cleaner reaction profiles, even with glass or stainless steel balls (Table 2).

Table 2. Influence of the technical parameters for the preparation of benzoxazines **1** and **2**.

Compound	Yield (%) ^a		
	Planetary Ball Mill (PBM)		Vibrating Ball Mill (VBM)
	Multiposition	Classic	
	Glass vials ^b	ZrO ₂ jar ^c	Stainless steel jars ^d
1	45	0	88
2	65	0	20

^a Isolated yield; ^{b,c,d} The reaction was performed for 4 hours in: ^b 20 mL jars containing 60 glass balls (Ø 3 mm) each at 550 rpm ^c 45 mL jar with 11 balls (Ø 12 mm) at 550 rpm; ^d 10 mL jar containing 6 balls (Ø 5 mm) at 30 Hz.

Benzoxazines **1** and **2** could not be obtained when the milling was performed in a zirconia jar, despite the full conversion of substrates, maybe due to the formation of polybenzoxazine network *via* a thermally induced ring-opening polymerization side-reaction.⁵⁷⁻⁵⁹ The reversible heterolytic scission of the cyclic *N,O*-acetal moiety is thermally or catalytically induced,

leading to phenolic structures by a Mannich base bridge [-CH₂-N(R²)-CH₂-], very similar to traditional phenolic resin network polymer.⁶⁰

It is also worth noticing that diverse procedures (choice of the solvent, reaction time, temperature) were reported for the preparation of benzoxazines in solution, depending on the nature of the product to be obtained. Attempts to prepare benzoxazines by solventless methods upon heating,⁶¹ by microwaves⁴⁵ or using more eco-friendly procedures in alternative solvents such as PEG⁶² (yields were not given) were also described, but no examples of mechanochemical activation were reported so far.

We strongly hope that our contribution will stimulate the development of this high-throughput device enabling a time-efficient approach for data gathering and a higher productivity for the preparation of libraries, compared to classic planetary mills.

Acknowledgements

E.C and G.C. are grateful to the University of Torino (Italy) for the visiting professor grant (“*Teaching Mobility Program*”, TeachMob). E.C. and A.P. are grateful to the University of Cagliari (Italy) for the grant (Visiting Professor Program 2016-2017). The authors gratefully acknowledge financial support from Fondazione Banco di Sardegna (Italy) with the projects (F72F16003070002). This work was partly carried out by Francesca Di Giovanni during her master thesis in Industrial Pharmacy at the University of Turin (Italy).

References

1. L. Takacs, *Chem. Soc. Rev.*, 2013, **42**, 7649-7659.
2. A. D. W. McNaught, A. , *Chemical reaction that is induced by the direct absorption of mechanical energy*, IUPAC Compendium of Chemical Terminology (“The Golden Book”); 2nd Ed.; Blackwell Scientific publications, Oxford (1997).
3. G. A. Lazuen, A. Pichon and S. L. James, *Chem. Soc. Rev.*, 2007, **36**, 846-855.
4. T. Friščić, *Chem. Soc. Rev.*, 2012, **41**, 3493-3510.
5. N. R. Rightmire and T. P. Hanusa, *Dalton Trans.*, 2016, **45**, 2352-2362.
6. G.-W. Wang, *Chem. Soc. Rev.*, 2013, **42**, 7668-7700.
7. A. Stolle, T. Szuppa, S. E. S. Leonhardt and B. Ondruschka, *Chem. Soc. Rev.*, 2011, **40**, 2317–2329.
8. S. L. James, C. J. Adams, C. Bolm, D. Braga, P. Collier, T. Friscic, F. Grepioni, K. D. M. Harris, G. Hyett, W. Jones, A. Krebs, J. Mack, L. Maini, A. G. Orpen, I. P. Parkin, W. C. Shearouse, J. W. Steed and D. C. Waddell, *Chem. Soc. Rev.*, 2012, **41**, 413-417.
9. *Ball Milling Towards Green Synthesis: Applications, Projects, Challenges*, A. Stolle and B. Ranu Eds.; RSC Green Chemistry Series (2015).
10. *Mechanochemistry: From Functional Solids to Single Molecule*, RSC, Cambridge, UK (2014).
11. A. Delori, T. Friščić and W. Jones, *CrystEngComm* 2012, **14**, 2350-2362.

12. P. Baláž, M. Achimovičová, M. Baláž, P. Billik, Z. Cherkezova-Zheleva, J. M. Criado, F. Delogu, E. Dutková, E. Gaffet, F. J. Gotor, R. Kumar, I. Mitov, T. Rojac, M. Senna, A. Streletskii and K. Wieczorek-Ciurowa, *Chem. Soc. Rev.*, 2013, **42**, 7571-7637.
13. V. Šepelák, A. Düvel, M. Wilkening, K.-D. Becker and P. Heitjans, *Chem. Soc. Rev.*, 2013, **42**, 7507-7520.
14. S.-E. Zhu, F. Lia and G.-W. Wang, *Chem. Soc. Rev.*, 2013, **42**, 7535-7570.
15. J. G. Hernández and C. Bolm, *J. Org. Chem.*, 2017, **82**, 4007-4019 and references cited therein.
16. Y. X. Shi, K. Xu, J. K. Clegg, R. Ganguly, H. Hirao, T. Frišćić and F. T. Garcia, *Angew. Chem., Int. Ed.*, 2016, **55**, 12736-12740.
17. N. R. Rightmire, T. P. Hanusa and A. L. Rheingold, *Organometallics*, 2014, **33**, 5952-5955.
18. D. Tan, C. Mottillo, A. D. Katsenis, V. Štrukil and T. Frišćić, *Angew. Chem., Int. Ed.*, 2014, **53**, 9321-9324.
19. J.-L. Do and T. Frišćić, *ACS Cent. Sci.*, 2017, **3**, 13-19 and references cited therein.
20. V. Štrukil, D. Gracin, O. V. Magdysyuk, R. E. Dinnebier and T. Frišćić, *Angew. Chem., Int. Ed.*, 2015, **54**, 8440-8443.
21. A. Porcheddu, E. Colacino, G. Cravotto, F. Delogu and L. De Luca, *Beilstein J. Org. Chem.*, 2017, **13**, 2049-2055.
22. K. Užarević, I. Halasz and T. Frišćić, *J. Phys. Chem. Lett.*, 2015, **6**, 4129-4140.
23. I. Halasz, T. Friscic, W. Jones, I. Halasz, A. Puškarić, S. A. J. Kimber, P. J. Beldon, A. M. Belenguer, F. Adams, V. Honkimäki, R. E. Dinnebier, B. Patel, W. Jones, V. Štrukil and T. Frišćić, *Angew. Chem., Int. Ed.*, 2013, **52**, 11538-11541.
24. L. Batzdorf, F. Fischer, M. Wilke, K.-J. Wenzel and F. Emmerling, *Angew. Chem., Int. Ed.*, 2015, **54**, 1799-1802.
25. D. Gracin, V. Štrukil, T. Frišćić, I. Halasz and K. Užarević, *Angew. Chem., Int. Ed.*, 2014, **53**, 6193-6197.
26. T. Frišćić, I. Halasz, P. J. Beldon, A. M. Belenguer, F. Adams, S. A. J. Kimber, V. Honkimäki and R. E. Dinnebier, *Nat. Chem.*, 2013, **5**, 66-73.
27. D. Crawford, J. Casaban, R. Haydon, N. Giri, T. McNally and S. L. James, *Chem. Sci.*, 2015, **6**, 1645-1649.
28. D. E. Crawford, C. K. G. Miskimmin, A. B. Albadarin, G. Walker and S. L. James, *Green Chem.*, 2017, **19**, 1507-1518 and references cited therein.
29. I. A. Tumanov, A. F. Achkasov, E. V. Boldyreva and V. V. Boldyrev, *CrystEngComm*, 2011, **13**, 2213-2216.
30. K. S. McKissic, J. T. Caruso, R. G. Blair and J. Mack, *Green Chem.*, 2014, **16**, 1628-1632.
31. S. R. Bysouth, *US 2006/0175443 A1*, (for more details visit <http://www.automaxionltd.com/>).
32. S. R. Bysouth, J. A. Bis and D. Igo, *Inter. J. Pharm.*, 2011, **411**, 169-171.
33. D. Hasa and W. Jones, *Adv. Drug Deliv. Rev.*, 2017, <http://dx.doi.org/10.1016/j.addr.2017.05.001>.
34. M. Ali and S. R. Bysouth, *Ned University J. Res. - Applied Sci.*, 2014, **XI**, 15-23.
35. D. Tan, L. Loots and T. Friscic, *Chem. Comm.*, 2016, **52**, 7760-7781.
36. L. Konnert, M. Dimassi, L. Gonnet, F. Lamaty, J. Martinez and E. Colacino, *RSC Advances*, 2016, **6**, 36978-36986.

37. L. Konnert, B. Reneaud, R. Marcia de Figueiredo, J.-M. Campagne, F. Lamaty, J. Martinez and E. Colacino, *J. Org. Chem.*, 2014, **79**, 10132–10142.
38. P. Froimowicz, K. Zhang and H. Ishida, *Chem. Eur. J.*, 2016, **22**, 2691-2707.
39. M. Smist and H. Kwiecien, *Curr. Org. Synth*, 2014, **11**, 676-695.
40. , U.S. Food and Drug Administration, <http://www.accessdata.fda.gov/2101scripts/cder/drugsatfda/>; accessed July 2107, 2017.
41. L. Konnert, A. Gaudiard, F. Lamaty, J. Martinez and E. Colacino, *ACS Sustainable Chem. Eng.*, 2013, **1**, 1186–1191.
42. A. Mascitti, M. Lupacchini, R. Guerra, I. Taydakov, L. Tonucci, N. d’Alessandro, F. Lamaty, J. Martinez and E. Colacino, *Beilstein J. Org. Chem.*, 2017, **13**, 19-25.
43. Y. Zhu, M. Li and Y. Gu, *J. Macromol. Sci., Part B: Phys.*, 2013, **52**, 738–750.
44. M. Yoda, *J. Org. Chem.*, 1959, **24**, 1209-1212.
45. S. Tumtin, I. T. Phucho, A. Nongpiur, R. Nongrum, J. N. Vishwakarma, B. Myrboh and R. L. Nongkhlaw, *J. Heterocyclic Chem.*, 2010, **47**, 125-130.
46. T. Agag and T. Takeichi, *Macromolecules*, 2003, **36**, 6010-6017.
47. B. Kiskan and Y. Yagci, *J. Polym. Sci., Part A: Pol. Chem.*, 2014, **52**, 2911–2918.
48. K. S. S. Kumar, C. P. R. Nair, T. S. Radhakrishnan and K. N. Ninan, *Eur. Polym. J.*, 2007, **43**, 2504–2514.
49. Y. Deng, Q. Zhang, Q. Zhou, C. Zhang, R. Zhu and Y. Gu, *Phys. Chem. Chem. Phys.*, 2014, **16**, 18341-18348.
50. W. J. Burke, *J. Am. Chem. Soc.*, 1949, **71**, 609-612.
51. W. J. Burke, E. L. Mortenson Glennie and C. Weatherbee, *J. Org. Chem.*, 1964, **29**, 909-912.
52. F. Delogu, G. Gorrasi and A. Sorrentino, *Prog. Mater. Sci.*, 2017, **86**, 75-126.
53. F. Delogu and L. Takacs, *Acta Mater.*, 2014, **80**, 435-444.
54. S. A. Humphry-Baker, S. Garroni, F. Delogu and C. A. Schuh, *Nature Mater.*, 2016, **15**, 1280-1286.
55. L. Jicsinszky, K. Tuza, G. Cravotto, A. Porcheddu, F. Delogu and E. Colacino, *Beilstein J. Org. Chem.*, 2017, **13**, 1893-1899.
56. A. Stolle, R. Schmidt and K. Jacob, *Faraday Discuss.*, 2014, **170**, 267-286.
57. H. Ishida and Y. Rodriguez, *Polymer*, 1995, **36**, 3151-3158.
58. X. Ning and H. Ishida, *J. Polym. Sci. Part B: Polym. Phys.*, 1994, **32**, 921-927.
59. T. O. Lekesiz and J. Hacaloglu, *Pol. Degrad. Stab.*, 2016, **129**, 363-373.
60. T. Takeichi, T. Kawauchi and T. Agag, *Polym. J.*, 2008, **40**, 1121-1131.
61. N. N. Ghosh, B. Kiskan and Y. Yagci, *Prog. Polym. Sci.*, 2007, **32**, 1344-1391.
62. R. D. Kamble, S. V. Hese, R. J. Meshram, J. R. Kote, R. N. Gacche and B. S. Dawane, *Med. Chem. Res.*, 2015, **24**, 1077–1088.