

Non-energetic Formation of Ethanol via CCH Reaction with Interstellar H₂O Ices. A Computational Chemistry Study

Jessica Perrero, Joan Enrique-Romero,* Berta Martínez-Bachs, Cecilia Ceccarelli, Nadia Balucani, Piero Ugliengo, and Albert Rimola*

Cite This: *ACS Earth Space Chem.* 2022, 6, 496–511

Read Online

ACCESS |

Metrics & More

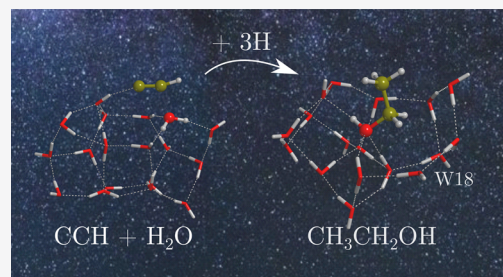
Article Recommendations

Supporting Information

ABSTRACT: Ethanol (CH₃CH₂OH) is a relatively common molecule, often found in star-forming regions. Recent studies suggest that it could be a parent molecule of several so-called interstellar complex organic molecules (iCOMs). However, the formation route of this species remains under debate. In the present work, we study the formation of ethanol through the reaction of CCH with one H₂O molecule belonging to the ice as a test case to investigate the viability of chemical reactions based on a “radical + ice component” scheme as an alternative mechanism for the synthesis of iCOMs, beyond the usual radical–radical coupling. This has been done by means of DFT calculations adopting two clusters of 18 and 33 water molecules as ice models. Results indicate that CH₃CH₂OH can potentially be formed by this proposed reaction mechanism.

The reaction of CCH with H₂O on the water ice clusters can be barrierless (because of the help of boundary icy water molecules acting as proton-transfer assistants), leading to the formation of vinyl alcohol precursors (H₂CCOH and CHCHOH). Subsequent hydrogenation of vinyl alcohol yielding ethanol is the only step presenting a low activation energy barrier. We finally discuss the astrophysical implications of these findings.

KEYWORDS: *interstellar medium, astrochemistry, DFT, iCOMs, grains*



INTRODUCTION

Interstellar complex organic molecules (iCOMs) are compounds between 6 and 12/13 atoms, in which at least one is carbon, conferring the organic character.^{1–3} These molecules are important because (i) they can be considered as the simplest organic compounds that are synthesized in space (hence representing the dawn of organic chemistry) and (ii) they are the precursors of more complex organic molecules, which can be of biological relevance, such as amino acids, nucleobases, and sugars. Indeed, there is robust evidence that the iCOMs formed in the interstellar medium (ISM) were inherited by small objects of the solar system^{4–8} (e.g., carbonaceous chondrites), which upon alteration mechanisms (e.g., hydrothermal) can be converted into more evolved organic species,^{9–12} thereby providing a potential contribution to the emergence of life on Earth.

The first detection of iCOMs took place in 1971 in massive star formation regions,¹³ but we had to wait for the beginning of this century for detections in regions that could eventually evolve in solar-like planetary systems.^{6,14} Currently, complex organic molecules have been detected in different astrophysical environments such as prestellar cores, protostellar outflows, protoplanetary disks, and even external galaxies.^{3,8,15–18}

Two different prevailing paradigms have been postulated for the formation of iCOMs: one based on gas-phase reactions^{19–24} and the other based on radical–radical couplings

occurring on grain surfaces,^{25,26} although other paradigms have been postulated, like those based on the condensation of atomic C,^{27,28} excited O atom insertion,^{29,30} or the formation of HCO on surfaces as a parent precursor of other iCOMs.^{31,32} Both prevailing reaction models have the same initial step: formation of hydrogenated species (e.g., CH₃OH, NH₃, H₂CO, and CH₄) by H-addition on icy grain surfaces in the cold prestellar phase. In the gas-phase paradigm, the process follows with the desorption of these species, either thermally when the grain surface reaches *ca.* 100 K like in hot cores/corinos, nonthermally by photodesorption because of UV incidence on the grains,^{33–35} by chemical desorption once they are formed,^{36–41} or induced by cosmic rays (CRs).^{42–45} In the gas phase they react with other gaseous species forming iCOMs. In the on-grain paradigm, the hydrogenated species act as parent species of molecular radicals (e.g., CH₃, HCO, and NH₂) formed by the irradiation of UV photons and/or energetic ions, partial hydrogenation, and H-abstraction

Special Issue: Chemical Complexity in Planetary Systems

Received: November 1, 2021

Revised: February 21, 2022

Accepted: February 27, 2022

Published: March 7, 2022



reactions^{2,25,26,46–50} during the cold preprotostellar stage. Later on, these radicals, because of the warm up of the protostar surroundings (*ca.* 30 K), can diffuse on the icy surfaces and encounter each other to couple and form the iCOMs.

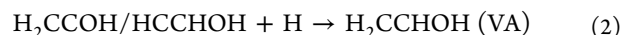
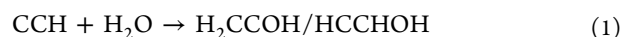
These two reaction paradigms have been largely used in combined observational/astrochemical modeling studies to rationalize the presence of iCOMs in the given sources (*e.g.*, see refs 3 and 51–53). Additionally, they have also been assumed to study the formation of iCOMs by means of quantum chemical simulations.^{54–57} By compiling all the available works, it seems that both paradigms are necessary to explain the presence, distribution, and abundance of the wide and rich organic chemistry in the ISM. Thus, knowing whether the formation of an iCOM is dominated by surface or gas-phase chemistry is a case-by-case problem. It depends on the nature of the iCOMs, and each one has to be addressed as a particular case.

With the different quantum chemical studies addressing on-grain radical–radical couplings, some drawbacks of this paradigm have been identified. One is that the chance for the coupling is a delicate trade-off between the diffusion of the radicals and their desorption. That is, the temperature increase that enables the radical diffusion must be lower than their desorption temperatures. This can give rise to a small temperature window in which the coupling can take place, because this *coupling temperature window* is defined by the lowest diffusion temperature and the lower desorption temperature between the two radicals. For instance, in acetaldehyde formation by the coupling of CH₃ and HCO, the coupling temperature window was found to be between the temperatures at which CH₃ becomes mobile on the surface (between 9 and 15 K, depending on the adopted diffusion barrier) and the temperature at which the methyl radical would desorb (30 K).⁵⁵ Another drawback is that radical–radical couplings are often assumed to be barrierless because they are driven by the coupling of the opposite electronic spins of the radicals. However, the reactions can exhibit energy barriers because the radicals, to proceed with the coupling, need to break the interactions with the icy surfaces. Obviously, as a rule of thumb, the stronger the interaction, the higher the energy barrier. A third limitation of this paradigm is that radical–radical couplings can have competitive channels inhibiting the efficiency of the iCOM formation. The competitive reactions are based on H-abstractions from one radical to the other. For instance, the CH₃ + HCO coupling can give CH₃CHO (acetaldehyde as iCOM) but also CH₄ + CO (the H-abstraction product).

In a previous work by some of us,⁵⁸ an alternative on-grain mechanism different from the radical–radical coupling was proposed. It is based on the reaction of a radical (coming from the gas phase or generated by UV irradiation) with neutral, entire components of the ice, *i.e.*, H₂O and CO as the most abundant components. In that work, this mechanism was tested to form formamide (NH₂CHO) through the reaction of the radical CN with a water molecule belonging to the ice, *i.e.*, CN + H₂O(ice) → NH₂CO, in which the resulting species can be easily hydrogenated to form formamide. This alternative mechanism overcomes the problems of (i) the coupling temperature window (the diffusion of the radical is not needed because it reacts with an abundant ice component, thus increasing the chance of the encountering among the two reactants) and (ii) the competitive channel (*they a priori* do

not present any other possible reaction). However, they present energy barriers because the reaction is between a radical and a neutral closed-shell species.

The present work aims to investigate this alternative on-grain mechanism by simulating with quantum chemical computations the reactivity of the CCH radical with a water molecule of the ice. The goal is to study the possibility of forming ethanol (EtOH), with the formation of vinyl alcohol (VA) as intermediate species, through the following reactions:



We consider this path toward ethanol because the electronic structure of CCH is isoelectronic with CN, hence exhibiting a similar reactivity with water as shown in Rimola *et al.*⁵⁸

CCH was one of the first interstellar polyatomic molecules to be detected.⁵⁹ It is a fundamental and common carbon chain (in fact, the simplest) species in the ISM. It is found in regions near UV sources, the so-called photon dominated regions (PDRs) (*e.g.*, see refs 60 and 61); in diffuse and translucent clouds (*e.g.*, see refs 62 and 63); in protostellar objects;^{64,65} and in the cavities of protostellar outflows.^{66,67} In addition, CCH has been detected in protoplanetary disks^{30,68–71} and external galaxies (*e.g.*, see ref 72) probably in their PDR regions/skins. CCH is also abundant toward the lukewarm (≤ 40 K) envelopes of the so-called warm carbon chain chemistry (WCCC) objects, which are young class 0/I sources characterized by higher abundances of carbon chains and lower abundances of iCOMs than those observed in hot corinos (see for example ref. 65). CCH appears at scales of a few thousand AU around the protostellar center at densities of some 10^6 cm^{-3} (*e.g.*, see ref 73). Particularly relevant to this work, CCH is also relatively abundant in cold molecular clouds (*e.g.*, see refs 74 and 75) and prestellar cores.⁷⁶ Typical CCH column densities range from 10^{12} – 10^{15} cm^{-2} ,^{61,77} with the greatest values in PDRs.⁶¹ In molecular clouds, the CCH column density is around 10^{14} cm^{-2} , equivalent to abundances of $\sim 10^{-9}$ – 10^{-8} .^{74,75} Similar abundances are found in prestellar cores, as CCH probably resides in the least depleted zone, similar to the molecular clouds.^{76,78,79} In summary, CCH is abundant ($\sim 10^{-9}$ – 10^{-8}) in cold (≤ 20 K) regions where the interstellar dust grains are enveloped by icy mantles. Thus, it is worth investigating the possibility that it interacts with the water molecules of the ice to form ethanol, following the path described above (reactions 1–3).

The reaction of CCH + H₂O has been studied as a gas-phase process at high temperatures, both experimentally and theoretically. Seminal experiments by Van Look and Peeters⁸⁰ suggested that the outcome of the reaction was not the result of a direct H-abstraction forming HCCH + OH, and hence, the authors proposed a mechanism based on, first, an association between the two reactive partners, forming H₂C=CHOH or HC=CHOH, followed by an elimination giving rise to H₂CCO + H and/or HCCH + OH. Subsequent theoretical calculations,⁸¹ however, indicated that among the different reactive channels, the direct H-abstraction was the most kinetically favorable one, in detriment to the association–elimination mechanism. Investigations regarding this reaction ended with a combined experimental/theoretical study carried out by some of the first paper's authors, concluding that the H-

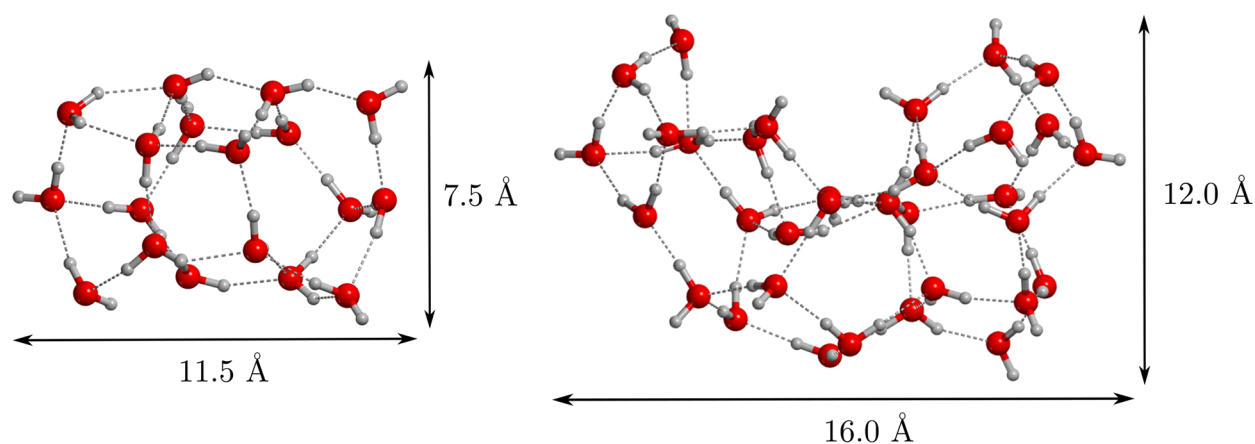


Figure 1. Structures of the 18 and 33 water molecule clusters, optimized at the ω B97X-D3/6-311++G(d,p) level of theory.

abstraction producing HCCH + OH is indeed the most facile chemical reaction.⁸²

In contrast, to the best of our knowledge, no experimental works exist on the reactivity of CCH with water ices. However, the addition of OH radicals to C₂H₂ ices (isoelectronic with CCH + H₂O) at temperatures below 20 K, followed by H-additions, has been studied by several authors, resulting in the formation of several products, among them vinyl alcohol and ethanol. This reactivity usually involves an energetic preprocessing of the ice analogues (*i.e.*, irradiation with ions, electrons, and photons) to generate the OH radicals. Among these works, we can find (1) ion radiolysis experiments (MeV protons) that generate mainly CO, CO₂, methanol and ethanol;⁸³ (2) MeV protons and far UV photon irradiation that yield vinyl alcohol formation;⁸⁴ (3) UV irradiation and proton radiolysis of the ices that form vinyl alcohol, acetaldehyde, ketene, and ethanol;⁸⁵ (4) ice irradiation with extreme UV photons that leads to the formation of some iCOMs like ethane, methanol, and ethanol, together with some simpler species (*e.g.*, CO, CO₂, and methane);⁸⁶ and (5) radiolysis of the C₂H₂:H₂O ices with less energetic protons (200 keV) at 17 K that produce several iCOMs, like vinyl alcohol, acetaldehyde, ketene and ethanol, and some other species, such as C₂H₄, C₂H₆, C₄H₂, and C₄H₄.⁸⁷ In this later work, it was proposed that once vinyl alcohol is formed by the attack of an OH radical to C₂H₂, two possible situations may take place: either an intramolecular isomerization step forming acetaldehyde or successive H-additions on vinyl alcohol to form ethanol. More recently, nonenergetic processes have also been explored, in which C₂H₂:O₂ ices exposed to H atoms at 10 K produce most of the products found in Chuang *et al.*,⁸⁷ including acetaldehyde, vinyl alcohol, ketene, and ethanol. Other experiments indicate that vinyl alcohol and acetaldehyde can also be formed through other chemical reactions. That is, the O addition to C₂H₂ mainly results in ketene formation,^{30,85,88,89} while the O addition to more saturated hydrocarbons (acetylene, ethane, and ethylene) leads to the formation of different iCOMs (ketene, ethanol and acetaldehyde, and acetaldehyde and ethylene oxide, respectively).^{30,90}

Ethanol formation has recently received much attention because it has been postulated to be a parent molecule through which other iCOMs can be formed by different gas-phase reactions, such as acetaldehyde, glycolaldehyde, formic acid, acetic acid, and formaldehyde (the so-called genealogical tree of ethanol; see refs 23, 24, and 91). Because of this

significance, this work focuses on the formation of this ancestor molecule following reactions 1–3 on water ice surfaces by means of quantum chemical simulations to determine if they are energetically feasible.

METHODOLOGY

All the calculations were based on density functional theory (DFT) and run with the Gaussian16 software package.⁹² Geometry optimizations and frequency calculations were all performed by combining the DFT methods with the Pople-based 6-311++G(d,p) basis set.^{93,94} These energies were subsequently refined at the 6-311++G(2df,2pd)⁹⁵ level by performing single-point energy calculations on the optimized geometries. In order to identify the DFT method that better describes our systems (and hence to use it for the reaction simulations on the water ice surface models), we carried out a preliminary benchmarking study using the CCH + H₂O and CH₂CHOH + H gas-phase reactions as models. Five different hybrid DFT methods were used, which were corrected with Grimme's D3 term or, if possible, with the D3(BJ) version^{96–98} to account for dispersion interactions. The tested DFT-D methods were B3LYP-D3(BJ),^{99,100} M062X-D3,¹⁰¹ MPWB1K-D3(BJ),¹⁰² PW6B95-D3(BJ),¹⁰³ and ω B97X-D3.¹⁰⁴ By comparing the results with those obtained with single energy points at the CCSD(T)/aug-cc-pVTZ¹⁰⁵ level of theory, known as the “gold-standard” in quantum chemistry, we found that the ω B97X-D3 method showed the best performance when modeling the water addition to CCH, while MPWB1K-D3(BJ) described better the hydrogenation of CH₂CHOH (see Results). Accordingly, the CCH + H₂O and the CH₂CHOH + H reactions on the water ice cluster models were computed at the ω B97X-D3/6-311++G-(2df,2pd)// ω B97X-D3/6-311++G(d,p) and MPWB1K-D3(BJ)/6-311++G(2df,2pd)//MPWB1K-D3(BJ)/6-311++G-(d,p) theory levels, respectively.

All the stationary points of the potential energy surfaces (PESs) were characterized by their analytical calculation of the harmonic frequencies as minima (reactants, products, and intermediates) and saddle points (transition states). When needed, intrinsic reaction coordinate (IRC) calculations at the level of theory adopted in the geometry optimizations were carried out to ensure that a given transition state actually connects with the corresponding minima. Thermochemical corrections to the potential energy values were carried out using the standard rigid rotor/harmonic oscillator formulas to

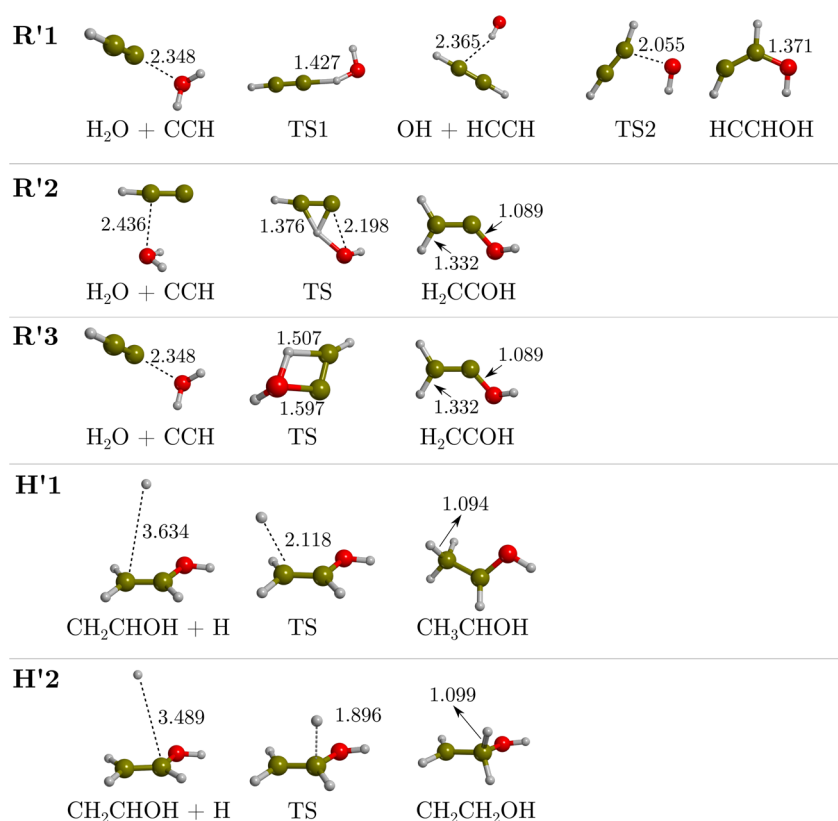


Figure 2. Stationary points identified in the benchmarking study. Reaction pathways R'1, R'2, and R'3 refer to gas-phase CCH + H₂O reaction and are optimized at ω B97X-D3. H'1 and H'2 correspond to the two hydrogenation pathways of vinyl alcohol, optimized at MPWB1K-D3(BJ). Distances are in Å.

compute the zero-point energy (ZPE) corrections.¹⁰⁶ Because the systems are open-shell in nature, calculations were performed within the unrestricted formalism.

We additionally calculated the tunnelling crossover temperatures, *i.e.*, the temperature below which quantum tunnelling becomes the main mechanism for trespassing the potential energy barriers. To this end, we used eq 4,¹⁰⁷ where ΔH^\ddagger is the ZPE-corrected barrier height, ω^\ddagger is the frequency associated with the TS, and k_B and \hbar are the Boltzmann's and reduced Planck's constants. This temperature indicates what reactions may actually have an important role at low temperatures despite having an activation barrier.

$$T_c = \frac{\hbar\omega^\ddagger\Delta H^\ddagger/k_B}{2\pi\Delta H^\ddagger - \hbar\omega^\ddagger\ln(2)} \quad (4)$$

The surfaces of amorphous solid water (ASW) ice coating interstellar grains were simulated by two different cluster models: one consisting of 18 water molecules and the other consisting of 33 water molecules (hereafter termed W18 and W33; Figure 1). While the former represents a compact, flat water ice surface, the latter presents a cavity structure of about 6 Å. For more details, we refer the reader to refs 54, 58, and 108.

For the calculation of the binding energies (BEs) of CCH interacting with the H₂O ice surface models (*i.e.*, CCH/surf complexes), we adopted the same electronic structure methodology as for reactivity, namely, for each CCH/surf complex and corresponding isolated components, geometry optimizations and frequency calculations (and hence ZPE corrections) were computed at the ω B97X-D3/6-311++G-

(d,p) level, followed by single-point energy calculations at the improved ω B97X-D3/6-311++G(2df,2pd) level. Basis set superposition error (BSSE) was corrected following the Boys and Bernardi counterpoise method. The final, corrected, adsorption energy ($\Delta E_{\text{ads}}^{\text{CP}}$) was calculated as

$$\Delta E_{\text{ads}}^{\text{CP}}(\text{CCH}/\text{surf}) = \Delta E_{\text{ads}} + \text{BSSE}(\text{CCH}) + \text{BSSE}(\text{surf}) + \Delta \text{ZPE} \quad (5)$$

where $\Delta E_{\text{ads}} = E(\text{CCH}/\text{surf}) - E(\text{CCH}) - E(\text{surf})$ refers to the BSSE-noncorrected adsorption energy. Note that we used the same sign convention as in ref 54; namely, the adsorption energy is the negative of the binding energy: $\Delta E_{\text{ads}}^{\text{CP}} = -\text{BE}$.

RESULTS

Benchmarking Study. As mentioned above, we carried out a preliminary benchmarking analysis for the reactivity using two gas-phase model reactions, CCH + H₂O and CH₂CHOH + H, to find the DFT method that describes better the reaction properties. For CCH + H₂O, we found three possible reaction pathways, labeled as R'1, R'2, and R'3, the stationary points of which are shown in Figure 2.

R'1 follows a stepwise mechanism: the first step involves the formation of acetylene (HCCH) and the hydroxyl radical (OH) as intermediate species, and the second step consists of the condensation of these intermediates to form the HCCHOH radical. In contrast, both R'2 and R'3 adopt a concerted mechanism. These two reactions involve a C–O bond formation followed by a H-transfer to the other C atom to form the H₂CCOH radical (isomer of HCCHOH, the product of R'1). The difference between R'2 and R'3 is that,

Table 1. Relative Energies (in kJ mol^{-1}) of the Stationary Points Involved in the Reaction Pathways Found for the Gas-Phase CCH + H_2O Reaction Model (R'1, R'2, and R'3) and for the Gas-Phase Hydrogenation (H'1 and H'2) for All the DFT-D Methods and the CCSD(T) Method Used for the Benchmarking Study^a

reaction	step	BHLYP-D3(BJ)	M062X-D3	MPWB1K-D3(BJ)	PW6B95-D3(BJ)	ω B97X-D3	CCSD(T)
R'1	$\text{H}_2\text{O} + \text{CCH}$	0.0	0.0	0.0	0.0	0.0	0.0
	TS1	28.5	8.9	25.6	19.6	29.0	29.1
	$\text{OH} + \text{HCCH}$	-91.6	-57.0	-72.5	-63.0	-62.3	-69.0
	TS2	-68.5	-62.8	-60.2	-61.1	-53.5	-51.5
	HCCHOH	-217.0	-222.0	-217.7	-203.6	-205.9	-193.8
	TS1 % R'1	2.1	69.5	11.8	32.6	0.4	
	TS2 % R'1	33.2	22.1	17.0	18.8	4.0	
	Avg % R'1	20.0	30.9	11.5	16.3	5.1	
R'2	$\text{H}_2\text{O} + \text{CCH}$	0.0	0.0	0.0	0.0	0.0	0.0
	TS1	117.4	107.5	96.4	90.8	108.0	99.5
	H_2CCOH	-249.3	-246.8	-266.3	-253.2	-247.8	-241.1
	TS % R'2	18.0	8.1	3.1	8.7	8.5	
	Avg % R'2	10.7	5.2	6.8	6.9	5.6	
R'3	$\text{H}_2\text{O} + \text{CCH}$	0.0	0.0	0.0	0.0	0.0	0.0
	TS	120.3	87.7	98.6	123.5	113.0	105.4
	H_2CCOH	-240.3	-244.8	-241.9	-228.8	-229.7	-214.1
	TS % R'3	16.7	16.8	6.5	17.1	7.2	
	Avg % R'3	14.5	15.6	9.7	12.0	7.2	
Global Avg %	15.1	17.2	9.3	11.7	6.0		
H'1	$\text{CH}_2\text{CHOH} + \text{H}$	0.0	0.0	0.0	0.0	0.0	0.0
	TS	0.3		4.1	2.3	11.4	6.5
	CH_3CHOH	-192.6		-183.3	-177.1	-188.1	-176.0
	TS % H'1	116.4		43.6	78.5	93.0	
	Avg % H'1	62.9		23.9	39.6	49.9	
H'2	$\text{CH}_2\text{CHOH} + \text{H}$	0.0	0.0	0.0	0.0	0.0	0.0
	TS	8.0		14.2	12.5	21.6	15.9
	$\text{CH}_2\text{CH}_2\text{OH}$	-157.9		-143.0	-177.1	-149.0	-142.0
	TS % H'2	54.2		11.9	23.7	38.5	
	Avg % H'2	32.7		6.3	24.1	21.7	
Global Avg %	47.8		15.1	31.8	35.8		

^aSee [Methodology](#) for more details. Rows indicated as "TS % RX" show the unsigned error (in percent) relative to the predicted energy of the TS. Rows indicated as "Avg % RX" show the averaged unsigned errors (in percent and accounting for all the stationary points) of each DFT-D method with respect to the CCSD(T)// ω B97X-D3 for R'1, R'2, and R'3 and CCSD(T)//MPWB1K-D3(BJ) for H'1 and H'2 reference values. The last row indicates the global averaged unsigned error (in percent).

in the former, the H-transfer comes first, followed then by a spontaneous C–O bond formation, while in the latter, the C–O bond formation and the proton transfer evolve in a synchronized way.

The computed energetics of these reaction pathways using the different quantum chemical methods are shown in [Table 1](#). The optimized geometries of the stationary points are available in the [Supporting Information](#). As can be seen, the overall best functional for these reactions of water addition to CCH is ω B97X-D3, with an average unsigned error of \sim 5% in the energy barriers and \sim 6% in the whole energetics. The performance of the other functionals is, from better to worse, MPWB1K-D3(BJ), PW6B95-D3(BJ), BHLYP-D3(BJ), and M062X-D3.

For the hydrogenation steps ([reactions 2](#) and [3](#)), we considered only the hydrogenation of vinyl alcohol, namely, $\text{CH}_2\text{CHOH} + \text{H}$, because it is the unique step that can exhibit an energy barrier due to involving a closed-shell molecule (vinyl alcohol) with a radical (H atom). In contrast, the other steps consist of the hydrogenation of radical species, which are barrierless processes because of the spontaneous spin–spin coupling. For this H-addition reaction, we found two possible pathways (labeled as H'1 and H'2 in [Figure 2](#)), leading to two

different products (CH_3CHOH and $\text{CH}_2\text{CH}_2\text{OH}$, respectively), depending on which C atom the H addition takes place. H'1 and H'2 share a similar mechanism, in which the H atom in the reactant structures is located at *ca.* 3.5 Å from the C atom with which it will react. Results show that path H'1 is more favorable than H'2, both for the stability of the product and for presenting a lower activation energy barrier (see [Table 1](#)). This is because the H'1 product (CH_3CHOH) exhibits a better delocalization of the unpaired electron with respect to the H'2 product ($\text{CH}_2\text{CH}_2\text{OH}$). Among the used DFT methods, the functional with the smallest average unsigned error compared to CCSD(T) single-point energy calculations is MPWB1K-D3(BJ). The performance of the other functionals, from better to worse, is PW6B95-D3(BJ), ω B97X-D3, and BHLYP-D3(BJ). M062X-D3 was discarded for convergence problems of the reactant structures. Therefore, according to this benchmarking study, the ω B97X-D3 DFT method has been chosen to simulate the addition of water to CCH on the W18 and W33 cluster models, and MPWB1K-D3(BJ) has been adopted for the hydrogenation step of vinyl alcohol.

Adsorption of CCH on Water Ice and Binding Energies. The complexes formed when CCH adsorbs on

W18 and W33 are shown in the R structures of Figures 3 and 4, respectively. Table 2 reports the computed binding energies and the different contributions, as detailed in Methodology.

In most of the cases, a nonclassical hemibond between the CCH species and an H₂O of the ice is established because of the formation of a two-center, three-electron system between the unpaired electron of CCH and a lone pair of H₂O. This interaction is highlighted by the computed spin density values

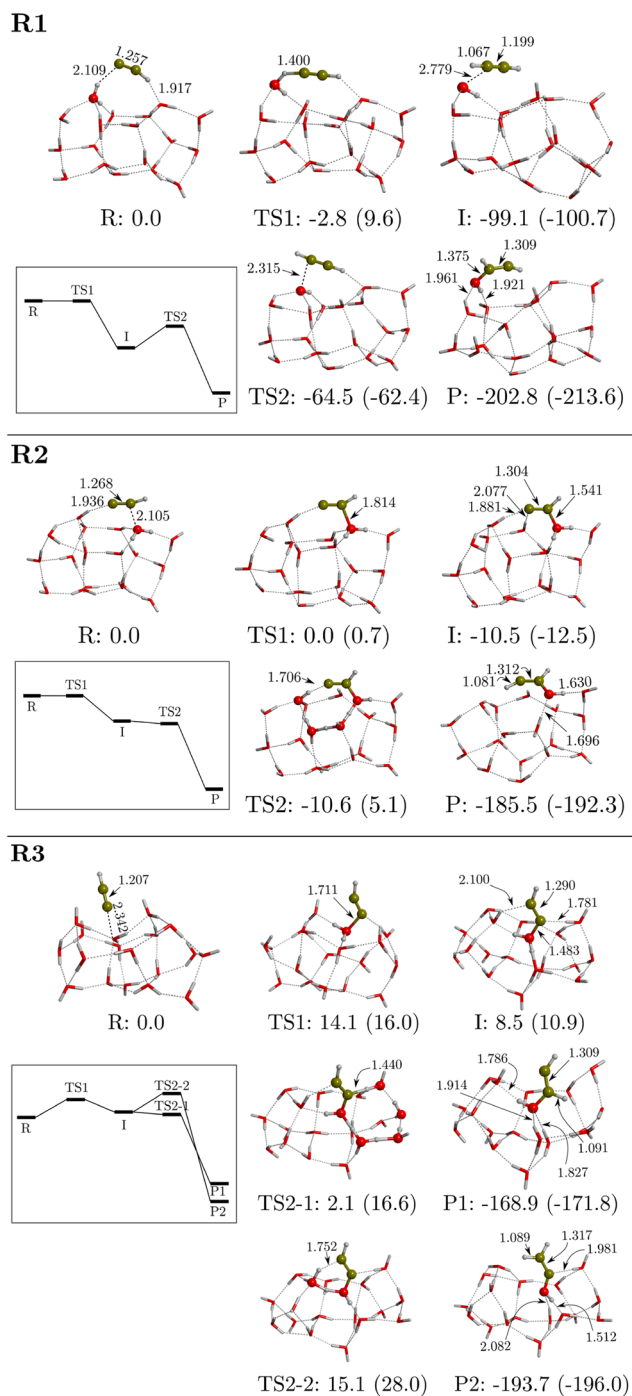


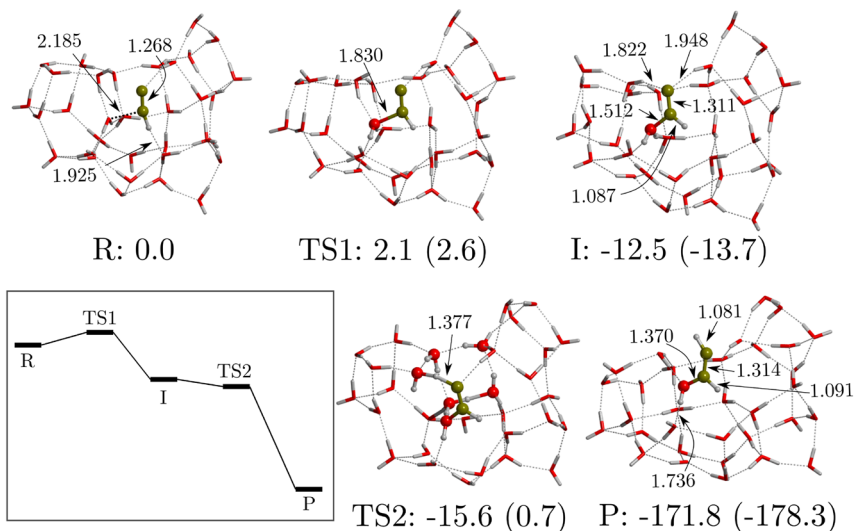
Figure 3. Computed potential energy surfaces (PESs) of the reactions R1-3 between CCH and the W18 ASW ice cluster model. Bare energy values correspond to relative ZPE-corrected values, while values in parentheses correspond to those missing this correction. The miniature panels sketch the ZPE-corrected PESs. Energies are in kJ mol^{-1} , and distances are in Å.

and maps, which clearly indicate a delocalization of the unpaired electron between the two centers (see data in the Supporting Information). The distances of these hemibonds vary between 2.1 and 2.3 Å (see the R structures of the R2, R3, R2-1, and R2-2 sequences of Figures 3 and 4). The only exception not presenting a hemibonded complex is the structure R of R1 (Figure 3), in which classical, weak hydrogen bond (H-bond) interactions are established between CCH and the W18 ice model. Interestingly, any attempt to find a pure H-bonded complex (*i.e.*, without any hemibonded interaction) on W33 failed, with the geometry optimizations collapsing into the hemibonded structures. This reinforces the idea that the more surface water molecules, the higher the possibility to form hemibonded complexes, although most of the hemibonded complexes also present H-bond interactions. This is because the outermost water molecules of the cluster are unsaturated in terms of H-bonds, presenting H- and O-dangling atoms ready to establish H-bond and hemibonded interactions, respectively. Remarkably, hemibonded systems also form in the reactant structures of the gas-phase reactions (see above). However, these gas-phase systems present a lower hemibonded character than the complexes on W18 and W33 because the spin is less delocalized between the two centers (see spin density values and maps in the Supporting Information).

As expected, hemibonded complexes present BE values larger than those of H-bonded ones (see Table 2). The difference in the BEs between the complexes shown in R2 and R3 (*i.e.*, on W18) arises from the orbital occupied by the CCH unpaired electron. In the former, the unpaired electron belongs to the π system of the CCH (the spin density is shared between the two C atoms, and the linearity of CCH becomes broken upon hemibond formation), while in the latter it belongs to a σ orbital of the C-end of CCH, in both cases interacting with a lone pair of H₂O to form the hemibond. As the orbital overlap is more efficient in σ orbitals than in π orbitals, the latter complex presents a larger BE than the former (49.9 and 37.9 kJ mol^{-1} , respectively). On W33, both hemibonded complexes have similar BE values (89.7 and 86.0 kJ mol^{-1}) because in both systems the unpaired electron occupies a π orbital. Remarkably, the values on W33 are notably higher than those on W18, and we investigated what might be the cause. We checked for a correlation between the BE and the number of water molecules forming the cluster, carving several structures from our W33 model, that is, by removing water molecules from the edges of the model in order to build a set of water clusters with decreasing dimensions (and blocking some O atoms of the cluster to prevent the cavity from collapsing). By proceeding in this way, we found evidence that the increasing number of interactions between CCH and the ice, together with the cooperativity of H-bonds, is responsible for the increment of the BE. Data of this analysis are provided in the Supporting Information.

Finally, it is worth mentioning that we performed a preliminary benchmarking study on the binding energies of the dimeric CCH/H₂O system. Results (available in the Supporting Information) indicate that while the H-bonded dimer is very well described by most of the DFT methods, this is not the case for the hemibonded one. However, for the particular case of ω B97X-D3, the computed binding energies are somewhat overestimated, belonging to the group of the functionals that better compare with CCSD(T). Accordingly, the computed binding energies of the hemibonded complexes

R2-1



R2-2

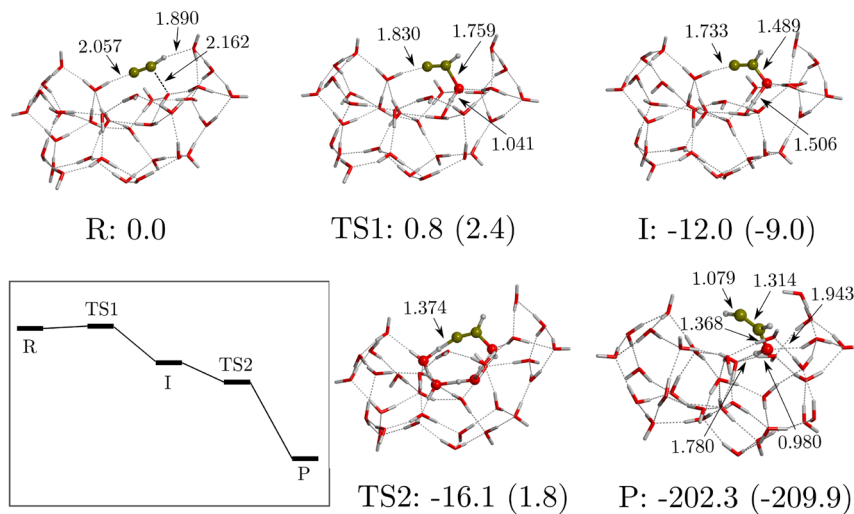


Figure 4. Computed potential energy surfaces (PESs) of the reactions R2-1 and R2-2 between CCH and W33 ASW ice cluster model. Bare energy values correspond to relative ZPE-corrected values, while values in parentheses correspond to those missing this correction. The miniature panels sketch the ZPE-corrected PESs. Energies are in kJ mol^{-1} , and distances are in Å .

Table 2. Binding Energy (BE) Values (in kJ mol^{-1}) of CCH on the W18 and W33 Cluster Models According to the Computed Complexes Shown in Figures 3 and 4 (the R Structures of the Reactions (Rx) R1, R2, R3, R2-1, and R2-2)^a

surface	Rx	ΔE_{ads}	ΔE_{disp}	ΔZPE	ΔBSSE	BE
W18	R1	-21.2	-3.3	-0.6	1.4	23.7
	R2	-32.8	-10.1	3.0	2.1	37.9
	R3	-32.2	-22.1	2.2	2.2	49.9
W33	R2-1	-97.1	-7.2	11.2	3.3	89.7
	R2-2	-81.6	-19.0	11.2	3.5	86.0

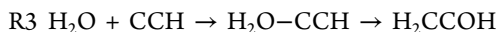
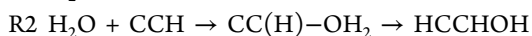
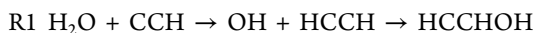
^aThe contributions from the pure potential energy values (ΔE_{ads}), dispersion corrections (ΔE_{disp}), zero-point energy corrections (ΔZPE), and BSSE corrections (ΔBSSE) are also shown.

arising from CCH in interaction with W18 and W33 should be considered overestimated by some amount. Despite this drawback, we would like to stress that the main scope of the work is on the reactivity between CCH and H_2O followed by H-additions and that the used DFT methods are actually accurate enough for this purpose, as shown above. In this case, the error in the binding energies self-canceled when deriving the energy features (energy barriers and reaction energies) of the reactions.

Reactivity between CCH and H_2O on the Ice Surface Models. W18 ASW Ice Cluster Model. Following the three reaction types found in the benchmark study, we tried to reproduce them on top of the W18 ice cluster model. However, significant differences in the mechanisms have been found, precisely because they occur on the ice model. Indeed,

the larger number of water molecules indicates that (i) there are no concerted mechanisms at work and (ii) water-assisted proton-transfer reactions are operative. Water-assisted proton-transfer mechanisms were elucidated theoretically in the latter years of the last century¹⁰⁹ and can induce important decrease in the energy barriers with respect to the nonwater-assisted analogues. This is because the assisting water molecules bridge the accepting/donating proton processes with their neighboring molecules and, at the same time, reduce the strain of the rings in the transition-state structures. Hence, this mechanism is also called proton-transport catalysis. Such catalytic effects have also been observed in processes of interstellar interest in icy surfaces.^{58,110,111} It is worth mentioning that the water-assisted proton transfers, to be catalytically effective, need a proper H-bond connectivity among the bridging water molecules, from the first to the last proton transfer. This means that, if the H-bonding network is truncated because of the presence of interstitial unpurities, the mechanism is not operative. This is an aspect not to overlook in interstellar ices because they contain minor volatile species in the ices that can obstruct the chained proton relays. Remarkably, it is worth stressing that the catalytic transfers involve H atoms with a proton character and not atomic radicals. This is because the H species exchanged during the transfers are proton-like atoms chemically bonded to a more electronegative O atom.

Because the identified reaction channels on W18 differ significantly from the gas-phase ones, we redefine the R'1-3 model channels into R1-3, which adopt the following simplified mechanistic steps:



The stationary points and the energy profiles of these reaction pathways are shown in Figure 3.

The R1 path remains the same as the R'1 one, namely, formation of HCCH and OH as intermediate species by H-transfer from the reactive H₂O molecule to CCH, and then coupling of the OH to HCCH to form the HCCHOH radical as vinyl alcohol precursor. Both R2 and R3 start with the formation of the hemibonded systems (see the Supporting Information for their spin densities). However, because the involved C atoms are different, the pathways proceed in a different way as well. The hemibonded structure of R2 evolves toward the formation of the CC(H)-OH₂ intermediate, which is followed by a proton transfer, from the OH₂ moiety and adopting a water-assisted proton-transfer mechanism, to form the final HCCHOH radical. In contrast, the hemibonded structure of R3 transforms into H₂O-CCH as the intermediate species. From this intermediate, two different paths are possible, namely, from the OH₂ moiety, a proton transfer to (i) the central C atom (TS2-1) or (ii) the terminal C atom (TS2-2), forming HCCHOH or H₂CCOH, respectively. Interestingly, both paths proceed through a water-assisted proton-transfer mechanism. The fact that R3 exhibits these two paths is because there are well-oriented H-bonds in the water cluster allowing for the water-assisted mechanism in two directions, while this is not possible in R2 because of the geometry of the intermediate structure.

In relation to the energetics (see also Figure 3), the first steps (TS1) of paths R1 and R2 become submerged below the energy of reactants once they are ZPE-corrected. The same happens for the second step (TS2) of path R2. This means

that R2 is an overall effectively barrierless reaction on W18. In contrast, R1 has a low-energy intermediate (associated with the formation of HCCH), and consequently, the second step (TS2) encounters a relatively high energy barrier of 34.6 kJ mol⁻¹ (with respect to the intermediate). For R3, the first step already presents a non-negligible energy barrier, even when it is ZPE-corrected (14.1 kJ mol⁻¹). For the second steps, TS2-1 has an energy lower than that of TS2-2 because the geometry associated with the latter saddle point is more strained, because the cycle created by the water assistant molecules is smaller. All the reaction paths present negative and very large reaction energies, indicating that the formed vinyl alcohol radicals are more stable than the reactant states. We observed that, in some cases, the ZPE corrections added to the potential energies are very large (see, for instance, TS1 in R1, TS2 in R2, and TS2-1 and TS2-2 in R3). Interestingly, these transition states involve the motion of H atoms of the water molecules, either as a direct proton transfer (case of TS1 in R1) or as a water-assisted proton-transfer mechanism (cases of TS2 in R2 and TS2-1 and TS2-2 in R3). In contrast, when a C-O bond is formed (namely, without involving any proton motion) it results in a slight ZPE correction. In order to understand this behavior, we simulated the IR spectra of R, TS1, I, and TS2-1 of R3 (see the Supporting Information). The spectra of R and TS1, where only the C-O bond forms, show mostly common features, with the exception of a couple of bands around 3000 cm⁻¹, because of O-H stretching of the water molecules surrounding the CCH. On the other hand, comparing the spectrum of TS2-1 with R highlights the presence of a number of features at a shorter wavenumber, arising from the water-assisted proton-transfer. Given that the ZPE arises from the sum of the energy of all the vibrational modes, the shorter wavelength features of TS2-1 explain why its ZPE is smaller than R and hence why the resulting ΔZPE is negative.

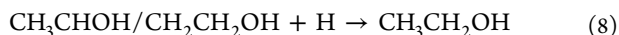
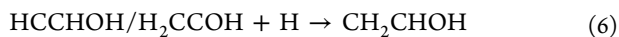
As a final comment, we stress the influence of the saturated state (in terms of H-bonding) of the reacting water molecule in the energy barriers. Indeed, according to the potential energy values, the TS1 barrier in R2 is actually lower than that in R3, 0.7 and 16.0 kJ mol⁻¹, respectively (see Figure 3). This is because, in the former, TS1 is more reactant-like than in the latter because, in the R structure of R2, the reacting water molecule is not fully saturated by H-bonds (*i.e.*, 2 H-bonds as donor +1 H-bond as acceptor) while this is the case in R3 (*i.e.*, 2 H-bonds as donor +2 H-bonds as acceptor). The lack of the H-bond in R of the R2 reaction allows the water “unsaturated” lone pair to form the hemibonded system with CCH, in which the C-O bond is half-formed. Thus, to reach the TS1 structure, no significant energy requirements and geometrical changes are needed, and hence the low energy barrier. In contrast, in R3, to form TS1 from the R structure, the reacting water molecule has to break one of the H-bonds to form the new C-O bond, implying a more energetic cost and relevant geometrical changes. Nevertheless, the associated quantum tunnelling crossover temperature is rather high (244 K), indicating that this channel could be relevant at interstellar temperatures.

W33 ASW Ice Cluster Model. After modeling the reaction on the flat surface of W18, we set out to investigate the possible effects of a cavity structure like that of W33. We tried to reproduce the same three reaction paths as those taking place on W18, but we found only two mechanisms, and both are similar to R2; hence, they are termed R2-1 and R2-2. The stationary points and the energy profiles of these reaction

pathways are shown in Figure 4. It is worth mentioning that, to model the reaction path R2-2, it was necessary to fix the position of some of the oxygen atoms placed at the edge of the model because full geometry relaxation led to the collapse of the cavity.

In both cases, CCH is located in the cavity, with the central C atom interacting with the oxygen atom of the reactant water molecule of the surface, forming the aforementioned hemibonded systems (see the Supporting Information for spin densities). Along the reactions, these structures evolve to form the CC(H)–OH₂ intermediate. For both cases, this step has a very low ZPE-corrected energy barrier (2.1 and 0.8 kJ mol⁻¹ for TS1 and TS2, respectively). The second step involves, for both paths, the proton transfer from the OH₂ moiety to the terminal C atom forming the HCCHOH radical, also by means of a water-assisted proton-transfer mechanism. The two paths lead to the same radical because the H-bond network enables the water-assisted proton-transfer to connect with the terminal C atom and not the central one. These second steps are energetically below the corresponding intermediates (by including ZPE corrections), and accordingly, the water-assisted proton transfers proceed in a barrierless fashion. Because the reaction energies are very large and negative, the computed reactions on W33 are energetically very favorable, similarly to the R2 reaction occurring on W18.

Toward the Formation of Ethanol: Hydrogenation of Vinyl Alcohol. As shown above, reaction of CCH with an icy water molecule leads to the formation of CHCHOH and H₂CCOH. From these species, to reach ethanol, a set of hydrogenation steps are necessary, as sketched in reactions 6–8.



The first hydrogenation forms vinyl alcohol (VA). As this H-addition is a radical–radical coupling, we consider it as barrierless. The second hydrogenation step is the H-addition to the VA. It involves the reactivity between a closed-shell species (namely, VA) with a radical (H), and accordingly, it is expected to have an activation barrier. Interestingly, depending on the C in which the H-addition takes place, the species formed is either CH₃CHOH or CH₂CH₂OH. The third and final hydrogenation step leads to the formation of ethanol, irrespective of the initial radical species. This H-addition is, again, a radical–radical coupling, and accordingly, it is expected to be barrierless in a similar fashion as the first hydrogenation. According to this reactive scheme, to investigate on ethanol formation, we simulated only reaction 7 on the W18 ice model.

We identified two reaction paths, termed H1 and H2 (see Figure 5), the difference of which being the C atom that undergoes the H-addition, in analogy to the gas-phase H'1 and H'2 reactions (see Figure 2). Both reactions start from a prereactant structure in which the H atom is *ca.* 3.3 Å from the VA because of the weak interactions between the two partners. The computed potential energy surfaces indicate that the two hydrogenation reactions present a non-negligible energy barrier. In agreement with gas-phase results, the path leading to the formation of CH₃CHOH is more favorable than that resulting with CH₂CH₂OH, in terms of both energy barriers

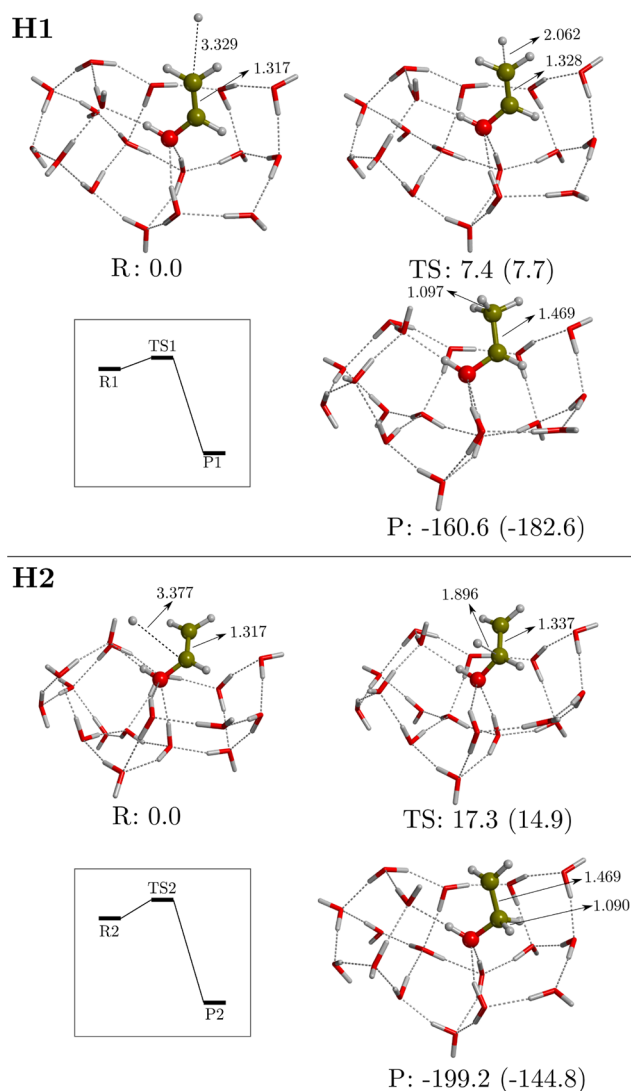


Figure 5. Computed potential energy surfaces (PESs) of the hydrogenation reactions H1 and H2 on W18 ASW ice cluster model. Bare energy values correspond to relative ZPE-corrected values, while values in parentheses correspond to those missing this correction. The miniature panels sketch the ZPE-corrected PESs. Energies are in kJ mol⁻¹, and distances are in Å.

and reaction energies. Remarkably, the computed energy barriers on W18 are higher (3–4 kJ mol⁻¹) than those obtained in the gas-phase. This is probably because the adsorption of VA with the surface induces an enhanced stabilization of the former due to the intermolecular forces between VA and the icy surface. Thus, chemically strictly speaking, the surface does not act as a chemical catalyst but slightly inhibits the process. However, it is worth highlighting that the H1 reaction presents a very low potential energy barrier and, because of the involvement of a H atom and the very low temperatures of the ISM, tunneling effects can operate as well. Indeed, its associated quantum tunnelling crossover temperature is 118 K. For reaction H2, the crossover temperature is slightly higher, 174 K; therefore, quantum tunneling could also play a role.

Isomerization between Vinyl Alcohol and Acetaldehyde. Vinyl alcohol and acetaldehyde are tautomers (*i.e.*, structural isomers), and therefore, we have here considered the

conversion from one to the other according to [reaction 9](#). This isomerization reaction has been computed at the MPWB1K-D3(BJ)//6-311++G(2df,2pd)//MPWB1K-D3(BJ)//6-311++G(d,p) level for consistency with the methodology applied to the hydrogenation of vinyl alcohol.



Among them, acetaldehyde is the most stable isomer (by ~ 41 kJ mol^{-1}). In the gas phase, the barrier connecting vinyl alcohol with acetaldehyde is very high (237.9 kJ mol^{-1} , see the [Supporting Information](#)). This is because the mechanism involves an intramolecular H-transfer from the OH of vinyl alcohol to the terminal C atom, with a highly strained transition state.

If we now consider this reaction to take place through the water molecules of W18, as shown in [Figure 6](#), we can see that a water-assisted proton-transfer mechanism can take place, lowering the activation energy barrier down to 73.5 kJ mol^{-1} when the reaction starts from vinyl alcohol (**I1**) and to 57.7 kJ mol^{-1} when it starts from its less hydrogenated precursor (**I2**). The latter reaction produces CH_2CHO , which can be successively hydrogenated to form acetaldehyde. The difference in the two activation barriers is probably due to the structure of the ring through which the proton is transferred; that is, in **I1** it is more strained. This is a great example of how interstellar ices act as chemical catalysts. However, computed energy barriers are very high to be surmountable under interstellar conditions, and accordingly, these channels seem unlikely. Nevertheless, we note that the barrier of **I2** is narrower and lower than that of **I1** (with barriers widths of about 1.6 and 2.2 Å, respectively, assuming the asymmetric Eckart barrier model; see [ref 112](#)). Therefore, **I2** would be the most efficient mechanism among the two, if assuming that quantum tunneling does play a role.

DISCUSSION AND ASTROPHYSICAL IMPLICATIONS

CCH is a highly reactive species that easily reacts with water. Because it is a C-centered radical and contains both donor and acceptor H-bond atoms (the H and the C-end atoms, respectively), it tends to form H-bonded and hemibonded complexes with water ice molecules. The most relevant computed energetics of CCH reactivity on our ASW ice models are summarized in [Table 3](#). On W18, **R3** presents an activation barrier of 14.4 kJ mol^{-1} , and accordingly, it is not *a priori* an efficient path to form vinyl alcohol, although it could still be relevant if quantum tunnelling effects work. The first step of **R1** is barrierless to form $\text{HCCH} + \text{OH}$, but the reaction stops at this stage. This is because the second step has an intrinsic energy barrier of 34.6 kJ mol^{-1} (the energy difference between TS2 and I; see [Figure 3](#)). Moreover, the energy released by the first reaction step will no longer be available for the second step, as water ices tend to efficiently dissipate chemical energy fast.^{113,114} Therefore, **R1** will lead to the formation of a highly stabilized acetylene, which will hardly react with OH remaining stuck on the ice. However, this reaction can be an effective channel toward the formation of OH radicals on the ice surfaces without the need of a direct energy processing. This can be of importance because the generated OH could participate in further surface reactions in the form of OH additions. **R2**, at variance with the other two reactions, is an effective barrierless reaction path toward vinyl alcohol formation. Because of that, this reaction has also been

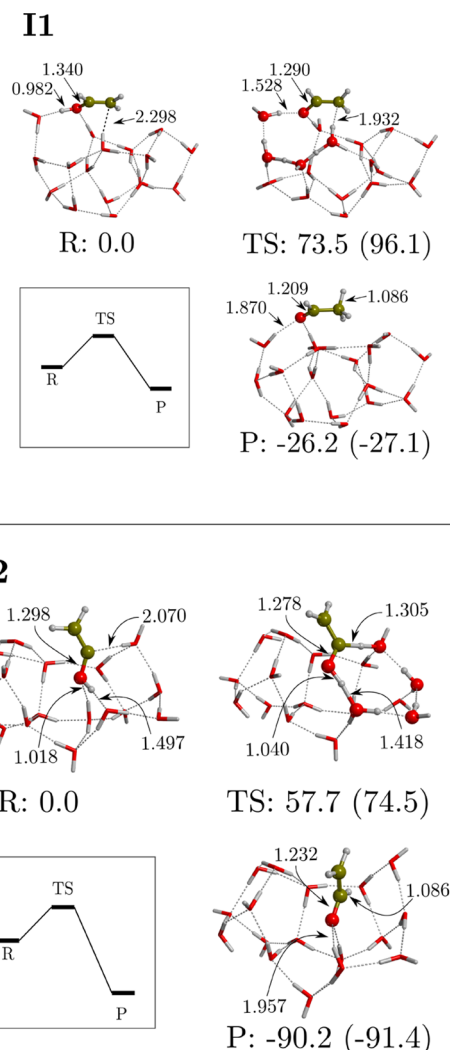


Figure 6. Computed potential energy surfaces (PESs) of the isomerization between vinyl alcohol and acetaldehyde (**I1**) and the analogue reaction involving their precursor, *i.e.*, the product P2 of **R3** (**I2**) on W18 ice cluster model at MPWB1K-D3(BJ)//6-311++G(2df,2pd)//MPWB1K-D3(BJ)//6-311++G(d,p). Bare energy values correspond to relative ZPE-corrected values, while values in parentheses correspond to those missing this correction. The miniature panel sketches the ZPE-corrected PESs. Energies are in kJ mol^{-1} , and distances are in Å.

Table 3. Summary of the Energetics of the Simulated Reactions and Their Products

reaction	barrier	product
W18	R1	NO
	R2	NO
	R3	14.4 kJ mol^{-1}
W33	R2-1	2.1 kJ mol^{-1}
	R2-2	0.8 kJ mol^{-1}
W18	H1	7.4 kJ mol^{-1}
	H2	17.3 kJ mol^{-1}

modeled on W33 to study the effects of the cavity on the reactivity. On W33, we found that the reactions are no more barrierless, although the two identified paths present low activation barriers (2.1 and 0.8 kJ mol^{-1} for **R2-1** and **R2-2**,

respectively). Because these two pathways are equivalent to R2 on W18, the effect of the cavity is almost insignificant for the energetics of the path. Therefore, we can consider that the mechanistic steps represented by the R2, R2-1, and R2-2 pathways constitute the most likely channel to form vinyl alcohol.

The hydrogenation of vinyl alcohol on grains leads to the formation of ethanol, as occurring in methanol formation from CO^{115–119} and ethane formation from C₂H₂ and C₂H₄.^{120–122} The H-addition to vinyl alcohol is the only hydrogenation step not involving a barrierless radical–radical coupling and presents an energy barrier of 7.4 and 17.3 kJ mol⁻¹ for the H1 and H2 channel (see Table 3). Thus, H1 is the most energetically favored pathway for the formation of the ethanol radical precursor. Despite the computed relatively high energy barriers considering very low temperatures, these reactions can proceed through tunneling and are accordingly operative in the reaction chain starting from the adsorption of CCH on water ice.

These quantum chemical results can partly be related to the experimental findings mentioned in the Introduction. Indeed, part of the experimental synthetic routes have been simulated here, providing an atomistic interpretation (including the energetics) for the formation of vinyl alcohol followed by its hydrogenation to form ethanol. The main difference between the experiments and our computations is that, in the experiments, the C₂H₂/H₂O ices need to be processed to trigger reactivity (probably due to generating the radical reactive species like CCH and OH), while in our simulations the assumption is that the reaction does not require energetic processing of ices, because the CCH is readily available in the gas phase in a wide variety of environments.

We also considered the isomerization of vinyl alcohol into acetaldehyde (and the same for their less hydrogenated precursors), because in the experiments these reactions were suggested to explain the presence of both vinyl alcohol and acetaldehyde. According to our calculations, however, these reactions, although being catalyzed by the surfaces thanks to a water-assisted proton-transfer mechanism, present high energy barriers, rendering them poorly competitive to the final H additions. However, experimental authors pointed out that the isomerization could take place thanks to the exothermicity of the previous steps, in which the energy released along the reaction steps can be used to overcome the isomerization energy barrier. Our computed energetic data is consistent with this view. The very favorable reaction energies shown by the reactions indicate that the energy barriers of the isomerization processes lay below the prereactive asymptotic states, and therefore, they can be overcome by making use of the nascent reaction energies. However, one should bear in mind that water ice surfaces are extraordinary third bodies^{113,114} and accordingly, the direct transfer of the previous reaction energies to surmount the isomerization energy barriers is doubtful. To shed some light on this topic, dedicated *ab initio* molecular dynamics simulations are needed, which is outside scope of the present work.

Finally, results presented in this work are very relevant in the framework of cold astrochemistry. The presence of abundant ($\sim 10^{-9}$ – 10^{-8}) gaseous CCH radicals in cold (≤ 20 K) regions, where water ices envelope the refractory cores of the interstellar dust grains (see Introduction), can lead to the formation of vinyl alcohol and ethanol in addition to HCCH and OH through a competitive reaction channel. Remarkably,

at variance with most of the experimentally proposed mechanisms (see Introduction), the formation of the aforementioned products does not require the energetic processing of interstellar ices. Regarding the formation of iCOMs, our proposal complements the nonenergetic reaction scheme of Chuang *et al.*,¹²⁵ in which OH radicals attack C₂H₂ to form iCOMs. We note that CCH (and the other intermediate radicals) could also be destroyed by other competitive surface reactions, *e.g.*, by H-abstraction reactions with H₂, or H-additions. This will be considered in the future.

In general, the astrochemical processes in cold regions such as the ones described in this work are important to improve our understanding of the presence of complex species detected in the cold (<20 K) outskirts of prestellar cores during the past decade (*e.g.*^{16,124–128}). In this vein, ethanol has recently gained some attention, as it has been advocated to be the precursor of several iCOMs formed by cold gas-phase reactions (the genealogical tree of ethanol^{23,91}). Indeed, the correlation of glycolaldehyde and acetaldehyde abundances observed toward a number of interstellar sources has been shown to follow very well the theoretical predictions when their synthesis takes place through this gas-phase scheme.²⁴ In the present work, we showed that an efficient path exists for the formation of ethanol on the surfaces of interstellar ices. However, the nonthermal desorption of ethanol (and of the other products) remains as a crucial missing step in the sequential events linking the chemistry of iCOMs occurring on the surface of grains and in the gas phase in cold regions; this issue is undoubtedly a central matter of further investigation.

CONCLUSIONS

Interstellar complex organic molecules (iCOMs) have been detected in different astrophysical environments. However, the chemistry leading to their formation is not unambiguously known. Two prevailing paradigms have been largely used to rationalize their presence in the interstellar medium: one advocates reaction in the gas-phase, whereas the other presents reaction on the surface of icy grains. In this work, we focused on the latter by computing the reaction of CCH with a H₂O molecule forming part of the ice structure, leading to vinyl alcohol (CH₂CHOH), which upon hydrogenation is converted into ethanol (CH₃CH₂OH). This reaction is proposed as an alternative synthetic route for iCOMs beyond the commonly assumed radical–radical couplings. Investigations have been performed by means of DFT quantum chemical simulations and adopting cluster models of 18 and 33 water molecules (W18 and W33) to mimic the icy surfaces. For the reaction of CCH with H₂O, three different reaction pathways have been elucidated, leading to the formation of HCCH + OH, CHCHOH, and H₂CCOH. Some cases present small activation barriers, but in others the reactions are barrierless when zero-point energy corrections are accounted for. Hydrogenation of vinyl alcohol on the W18 cluster has been found to present activation barriers of a certain significance but, for these reactions, quantum tunneling is likely to be at work, speeding them up. Isomerization between vinyl alcohol and acetaldehyde have also been simulated on W18, with the results indicating that, despite the strong catalytic role played by the water ice, they have a barrier of significant height. Additionally, the direct H-abstraction from the water molecule to CCH leading to the formation of HCCH and the OH radical on the surface has been found to be an energetically competitive channel. It is worth mentioning that a chemical

kinetics treatment of these results is underway in order to compute the rate constants (including tunneling effects explicitly) for each of the proposed reactive channels and hence elucidate branching ratios and formation efficiencies of the simulated paths.

In summary, results from our calculations indicate that the reaction of CCH with water ice can lead to the formation of vinyl alcohol and, lately, to the production of ethanol, and likely acetaldehyde, without the need of ice energy processing. This conclusion is of relevance in the context of iCOM formation because, according to the genealogical tree of ethanol, this species is the parent molecule through which different iCOMs (e.g., formic acid, formaldehyde, glycolaldehyde, and others) can form by means of gas-phase processes.^{23,24} Thus, in this work, we provide quantum chemical evidence on the feasibility of our mechanistic proposal, in which ethanol can be formed on interstellar icy grain surfaces, hence linking the two paradigms in the synthesis of iCOMs, at least in this particular case. The missing link between on-grain and gas-phase chemistry stands in the nonthermal desorption of ethanol and its precursors, which should be a subject for further investigation.

■ ASSOCIATED CONTENT

SI Supporting Information

The Supporting Information is available free of charge at <https://pubs.acs.org/doi/10.1021/acsearthspacechem.1c00369>.

Structures and errors of the benchmarking study; energetics relative to the CCH + H₂O reactions on W18 and W33; contributions to the binding energies of CCH on W18 and W33; Mulliken spin densities and spin density maps of the complexes CCH + H₂O in the gas phase and on W18 and W33; energetics relative to the hydrogenation of vinyl alcohol; energetics relative to the isomerization of vinyl alcohol into acetaldehyde (PDF)

■ AUTHOR INFORMATION

Corresponding Authors

Joan Enrique-Romero – Univ. Grenoble Alpes, CNRS, Institut de Planétologie et d'Astrophysique de Grenoble (IPAG), 38000 Grenoble, France; Departament de Química, Universitat Autònoma de Barcelona, Bellaterra 08193 Catalonia, Spain; orcid.org/0000-0002-2147-7735; Email: juan.enrique-romero@univ-grenoble-alpes.fr

Albert Rimola – Departament de Química, Universitat Autònoma de Barcelona, Bellaterra 08193 Catalonia, Spain; orcid.org/0000-0002-9637-4554; Email: albert.rimola@uab.cat

Authors

Jessica Perrero – Departament de Química, Universitat Autònoma de Barcelona, Bellaterra 08193 Catalonia, Spain; Dipartimento di Chimica and Nanostructured Interfaces and Surfaces (NIS) Centre, Università degli Studi di Torino, 10125 Torino, Italy

Berta Martínez-Bachs – Departament de Química, Universitat Autònoma de Barcelona, Bellaterra 08193 Catalonia, Spain

Cecilia Ceccarelli – Univ. Grenoble Alpes, CNRS, Institut de Planétologie et d'Astrophysique de Grenoble (IPAG), 38000 Grenoble, France; orcid.org/0000-0001-9664-6292

Nadia Balucani – Dipartimento di Chimica, Biologia e Biotecnologie, Università di Perugia, 06123 Perugia, Italy; Univ. Grenoble Alpes, CNRS, Institut de Planétologie et d'Astrophysique de Grenoble (IPAG), 38000 Grenoble, France; Osservatorio Astrofisico di Arcetri, 50125 Firenze, Italy; orcid.org/0000-0001-5121-5683

Piero Ugliengo – Dipartimento di Chimica and Nanostructured Interfaces and Surfaces (NIS) Centre, Università degli Studi di Torino, 10125 Torino, Italy; orcid.org/0000-0001-8886-9832

Complete contact information is available at:

<https://pubs.acs.org/10.1021/acsearthspacechem.1c00369>

Notes

The authors declare no competing financial interest.

■ ACKNOWLEDGMENTS

This project has received funding within the European Union's Horizon 2020 research and innovation programme from the European Research Council (ERC) for the projects "The Dawn of Organic Chemistry" (DOC), Grant Agreement No. 741002 and "Quantum Chemistry on Interstellar Grains" (QUANTUMGRAIN), Grant Agreement No. 865657. The authors acknowledge funding from the European Union's Horizon 2020 research and innovation program Marie Skłodowska-Curie for the project "Astro-Chemical Origins" (ACO), Grant Agreement No. 811312. A.R. is indebted to "Ramón y Cajal" program. MINECO (project CTQ2017-89132-P) and DIUE (project 2017SGR1323) are acknowledged. Finally, we thank Prof. Gretobape for fruitful and stimulating discussions. Most of the quantum chemical calculations presented in this paper were performed using the GRICAD infrastructure (<https://gricad.univ-grenoble-alpes.fr>), which is partly supported by the Equip@Meso project (reference ANR-10-EQPX-29-01) of the programme Investissements d'Avenir supervised by the Agence Nationale pour la Recherche. Additionally, this work was granted access to the HPC resources of IDRIS under allocation 2019-A0060810797 attributed by GENCI (Grand Equipement National de Calcul Intensif). CSUC supercomputing center is acknowledged for allowance of computer resources.

■ REFERENCES

- (1) Herbst, E.; van Dishoeck, E. F. Complex Organic Interstellar Molecules. *Annu. Rev. Astron. Astrophys.* **2009**, *47*, 427–480.
- (2) Herbst, E. The synthesis of large interstellar molecules. *Int. Rev. Phys. Chem.* **2017**, *36*, 287–331.
- (3) Ceccarelli, C.; et al. Seeds Of Life In Space (SOLIS): The Organic Composition Diversity at 300–1000 au Scale in Solar-type Star-forming Regions. *Astrophys. J.* **2017**, *850*, 176.
- (4) Caselli, P.; Ceccarelli, C. Our astrochemical heritage. *Astron. Astrophys. Rev.* **2012**, *20*, 56.
- (5) Ceccarelli, C.; Caselli, P.; Bockelée-Morvan, D.; Mousis, O.; Pizzarello, S.; Robert, F.; Semenov, D. Deuterium Fractionation: The Ariadne's Thread from the Precollapse Phase to Meteorites and Comets Today. In *Protostars and Planets VI*; 2014. DOI: [10.2458/azu_uapress_9780816531240-ch037](https://doi.org/10.2458/azu_uapress_9780816531240-ch037)
- (6) Cazaux, S.; Tielens, A. G. G. M.; Ceccarelli, C.; Castets, A.; Wakelam, V.; Caux, E.; Parise, B.; Teyssier, D. The Hot Core around the Low-Mass Protostar IRAS 16293–2422: Scoundrels Rule! *Astrophys. J.* **2003**, *593*, L51–L55.

- (7) Ligterink, N. F. W.; Calcutt, H.; Coutens, A.; Kristensen, L. E.; Bourke, T. L.; Drozdovskaya, M. N.; Müller, H. S. P.; Wampfler, S. F.; van der Wiel, M. H. D.; van Dishoeck, E. F.; Jørgensen, J. K. The ALMA-PILS survey: Stringent limits on small amines and nitrogen-oxides towards IRAS 16293–2422B. *Astron. Astrophys.* **2018**, *619*, A28.
- (8) Bianchi, E.; Codella, C.; Ceccarelli, C.; Vazart, F.; Bachiller, R.; Balucani, N.; Bouvier, M.; De Simone, M.; Enrique-Romero, J.; Kahane, C.; Lefloch, B.; López-Sepulcre, A.; Ospina-Zamudio, J.; Podio, L.; Taquet, V. The census of interstellar complex organic molecules in the Class I hot corino of SVS13-A. *Mon. Not. R. Astron. Soc.* **2019**, *483*, 1850–1861.
- (9) Alexander, C. M. O.; Cody, G. D.; Kebukawa, Y.; Bowden, R.; Fogel, M. L.; Kilcoyne, A. L. D.; Nittler, L. R.; Herd, C. D. K. Elemental, isotopic, and structural changes in Tagish Lake insoluble organic matter produced by parent body processes. *Meteorit. Planet. Sci.* **2014**, *49*, 503–525.
- (10) Rotelli, L.; Trigo-Rodríguez, J. M.; Moyano-Camero, C. E.; Carota, E.; Botta, L.; di Mauro, E.; Saladino, R. The key role of meteorites in the formation of relevant prebiotic molecules in a formamide/water environment. *Sci. Rep.* **2016**, *6*, 38888.
- (11) Yabuta, H.; Williams, L. B.; Cody, G. D.; Alexander, C. M. O. D.; Pizzarello, S. The insoluble carbonaceous material of CM chondrites: A possible source of discrete organic compounds under hydrothermal conditions. *Meteorit. Planet. Sci.* **2007**, *42*, 37–48.
- (12) Callahan, M. P.; Smith, K. E.; Cleaves, H. J.; Ruzicka, J.; Stern, J. C.; Glavin, D. P.; House, C. H.; Dworkin, J. P. Carbonaceous meteorites contain a wide range of extraterrestrial nucleobases. *Proc. Natl. Acad. Sci. U. S. A.* **2011**, *108*, 13995–13998.
- (13) Rubin, R. H.; Swenson, J. G. W.; Benson, R. C.; Tigelaar, H. L.; Flygare, W. H. Microwave Detection of Interstellar Formamide. *Astrophys. J.* **1971**, *169*, L39.
- (14) Ceccarelli, C.; Loinard, L.; Castets, A.; Faure, A.; Lefloch, B. Search for glycine in the solar type protostar IRAS 16293–2422. *Astron. Astrophys.* **2000**, *362*, 1122–1126.
- (15) McGuire, B. A. 2018 Census of Interstellar, Circumstellar, Extragalactic, Protoplanetary Disk, and Exoplanetary Molecules. *Astrophys. J.* **2018**, *239*, 17.
- (16) Bacmann, A.; Taquet, V.; Faure, A.; Kahane, C.; Ceccarelli, C. Detection of complex organic molecules in a prestellar core: a new challenge for astrochemical models. *Astron. Astrophys.* **2012**, *541*, L12.
- (17) Arce, H. G.; Santiago-García, J.; Jørgensen, J. K.; Tafalla, M.; Bachiller, R. Complex Molecules in the L1157 Molecular Outflow. *Astrophys. J.* **2008**, *681*, L21.
- (18) Müller, S.; Beelen, A.; Black, J. H.; Curran, S. J.; Horellou, C.; Aalto, S.; Combes, F.; Guélin, M.; Henkel, C. A precise and accurate determination of the cosmic microwave background temperature at $z = 0.89$. *Astron. Astrophys.* **2013**, *551*, A109.
- (19) Charnley, S. B.; Tielens, A. G. G. M.; Millar, T. J. On the Molecular Complexity of the Hot Cores in Orion A: Grain Surface Chemistry as “The Last Refuge of the Scoundrel. *Astrophys. J.* **1992**, *399*, L71.
- (20) Charnley, S. B.; Tielens, A. G. G. M.; Rodgers, S. D. Deuterated Methanol in the Orion Compact Ridge. *Astrophys. J.* **1997**, *482*, L203–L206.
- (21) Taquet, V.; Wirström, E. S.; Charnley, S. B. Formation and Recondensation of Complex Organic Molecules during Protostellar Luminosity Outbursts. *Astrophys. J.* **2016**, *821*, 46.
- (22) Balucani, N.; Ceccarelli, C.; Taquet, V. Formation of complex organic molecules in cold objects: the role of gas-phase reactions. *Mon. Not. R. Astron. Soc.* **2015**, *449*, L16–L20.
- (23) Skouteris, D.; Balucani, N.; Ceccarelli, C.; Vazart, F.; Pizzarini, C.; Barone, V.; Codella, C.; Lefloch, B. The Genealogical Tree of Ethanol: Gas-phase Formation of Glycolaldehyde, Acetic Acid, and Formic Acid. *Astrophys. J.* **2018**, *854*, 135.
- (24) Vazart, F.; Ceccarelli, C.; Balucani, N.; Bianchi, E.; Skouteris, D. Gas-phase formation of acetaldehyde: review and new theoretical computations. *Mon. Not. R. Astron. Soc.* **2020**, *499*, 5547–5561.
- (25) Garrod, R. T.; Herbst, E. Formation of methyl formate and other organic species in the warm-up phase of hot molecular cores. *Astron. Astrophys.* **2006**, *457*, 927–936.
- (26) Garrod, R. T.; Weaver, S. L. W.; Herbst, E. Complex Chemistry in Star-forming Regions: An Expanded Gas-Grain Warm-up Chemical Model. *Astrophys. J.* **2008**, *682*, 283–302.
- (27) Ruaud, M.; Loison, J. C.; Hickson, K. M.; Gratier, P.; Hersant, F.; Wakelam, V. Modelling complex organic molecules in dense regions: Eley-Rideal and complex induced reaction. *Mon. Not. R. Astron. Soc.* **2015**, *447*, 4004–4017.
- (28) Krasnokutski, S. A.; Jäger, C.; Henning, T. Condensation of Atomic Carbon: Possible Routes toward Glycine. *Astrophys. J.* **2020**, *889*, 67.
- (29) Bergner, J. B.; Öberg, K. I.; Rajappan, M. Methanol Formation via Oxygen Insertion Chemistry in Ices. *Astrophysical Journal* **2017**, *845*, 29.
- (30) Bergner, J. B.; Öberg, K. I.; Rajappan, M. Oxygen Atom Reactions with C_2H_6 , C_2H_4 , and C_2H_2 in Ices. *Astrophys. J.* **2019**, *874*, 115.
- (31) Fedoseev, G.; Cuppen, H. M.; Ioppolo, S.; Lamberts, T.; Linnartz, H. Experimental evidence for glycolaldehyde and ethylene glycol formation by surface hydrogenation of CO molecules under dense molecular cloud conditions. *Mon. Not. R. Astron. Soc.* **2015**, *448*, 1288–1297.
- (32) Simons, M. A. J.; Lamberts, T.; Cuppen, H. M. Formation of COMs through CO hydrogenation on interstellar grains. *Astron. Astrophys.* **2020**, *634*, A52.
- (33) Bertin, M.; Fayolle, E. C.; Romanzin, C.; Poderoso, H. A. M.; Michaut, X.; Philippe, L.; Jeseck, P.; Öberg, K. I.; Linnartz, H.; Fillion, J.-H. Indirect Ultraviolet Photodesorption from CO:N₂ Binary Ices – an Efficient Grain-gas Process. *Astrophys. J.* **2013**, *779*, 120.
- (34) Bertin, M.; Romanzin, C.; Doronin, M.; Philippe, L.; Jeseck, P.; Ligterink, N.; Linnartz, H.; Michaut, X.; Fillion, J.-H. UV Photo-desorption of Methanol in Pure and CO-rich Ices: Desorption Rates of the Intact Molecule and of the Photofragments. *Astrophys. J. Lett.* **2016**, *817*, L12.
- (35) Fayolle, E.; Bertin, M.; Romanzin, C.; Michaut, X.; Öberg, K.; Linnartz, H.; Fillion, J. H. Photodesorption of interstellar ice analogues: a wavelength-dependent study. In *The Molecular Universe*; 2011; p 157.
- (36) Duley, W. W.; Williams, D. A. The formation of H₂ on interstellar dust. *Mon. Not. R. Astron. Soc.* **1993**, *260*, 37–42.
- (37) Garrod, R. T.; Wakelam, V.; Herbst, E. Non-thermal desorption from interstellar dust grains via exothermic surface reactions. *Astron. Astrophys.* **2007**, *467*, 1103–1115.
- (38) Minissale, M.; Dulieu, F. Influence of surface coverage on the chemical desorption process. *J. Chem. Phys.* **2014**, *141*, No. 014304.
- (39) Minissale, M.; Dulieu, F.; Cazaux, S.; Hocuk, S. Dust as interstellar catalyst I. Quantifying the chemical desorption process. *Astron. Astrophys.* **2016**, *585*, A24.
- (40) Takahashi, J.; Williams, D. A. Chemical Desorption of CO in the Vicinity of H₂ Forming Sites on Dust. In *The Physics and Chemistry of the Interstellar Medium*; 1999; p 375.
- (41) Vasyunin, A. I.; Herbst, E. Reactive Desorption and Radiative Association as Possible Drivers of Complex Molecule Formation in the Cold Interstellar Medium. *Astrophys. J.* **2013**, *769*, 34.
- (42) Leger, A.; Jura, M.; Omont, A. Desorption from interstellar grains. *Astron. Astrophys.* **1985**, *144*, 147–160.
- (43) Hasegawa, T. I.; Herbst, E. Three-Phase Chemical Models of Dense Interstellar Clouds - Gas Dust Particle Mantles and Dust Particle Surfaces. *Mon. Not. R. Astron. Soc.* **1993**, *263*, 589.
- (44) Kalvāns, J. Temperature Spectra of Interstellar Dust Grains Heated by Cosmic Rays. I. Translucent Clouds. *Astrophys. J., Suppl. Ser.* **2016**, *224*, 42.
- (45) Dartois, E.; Chabot, M.; Id Barkach, T.; Rothard, H.; Augé, B.; Agnihotri, A. N.; Domaracka, A.; Boduch, P. Cosmic ray sputtering yield of interstellar H₂O ice mantles. Ice mantle thickness dependence. *Astron. Astrophys.* **2018**, *618*, A173.

- (46) Shingledecker, C. N.; Tennis, J.; Gal, R. L.; Herbst, E. On Cosmic-Ray-driven Grain Chemistry in Cold Core Models. *ApJ*. **2018**, *861*, 20.
- (47) Shingledecker, C. N.; Herbst, E. A general method for the inclusion of radiation chemistry in astrochemical models. *Phys. Chem. Chem. Phys.* **2018**, *20*, 5359–5367.
- (48) Taquet, V.; Ceccarelli, C.; Kahane, C. Multilayer modeling of porous grain surface chemistry: I. The GRAINOBLE model. *A&A* **2012**, *538*, A42.
- (49) Minissale, M.; Moudens, A.; Baouche, S.; Chaabouni, H.; Dulieu, F. Hydrogenation of CO-bearing species on grains: unexpected chemical desorption of CO. *Mon. Not. R. Astron. Soc.* **2016**, *458*, 2953–2961.
- (50) Jin, M.; Garrod, R. T. Formation of Complex Organic Molecules in Cold Interstellar Environments through Nondiffusive Grain-surface and Ice-mantle Chemistry. *Astrophys. J., Suppl. Ser.* **2020**, *249*, 26.
- (51) Codella, C.; et al. Seeds of Life in Space (SOLIS). II. Formamide in protostellar shocks: Evidence for gas-phase formation. *Astron. Astrophys.* **2017**, *605*, L3.
- (52) Ligterink, N. F. W.; Calcutt, H.; Coutens, A.; Kristensen, L. E.; Bourke, T. L.; Drozdovskaya, M. N.; Müller, H. S. P.; Wampfler, S. F.; van der Wiel, M. H. D.; van Dishoeck, E. F.; Jørgensen, J. K. The ALMA-PILS survey: Stringent limits on small amines and nitrogen-oxides towards IRAS 16293–2422B. *Astron. Astrophys.* **2018**, *619*, A28.
- (53) McGuire, B. A.; Shingledecker, C. N.; Willis, E. R.; Burkhardt, A. M.; El-Abd, S.; Motiyenko, R. A.; Brogan, C. L.; Hunter, T. R.; Margulès, L.; Guillemin, J.-C.; Garrod, R. T.; Herbst, E.; Remijan, A. J. ALMA Detection of Interstellar Methoxymethanol ($\text{CH}_3\text{OCH}_2\text{OH}$). *Astrophys. J.* **2017**, *851*, L46.
- (54) Enrique-Romero, J.; Rimola, A.; Ceccarelli, C.; Ugliengo, P.; Balucani, N.; Skouteris, D. Reactivity of HCO with CH_3 and NH_2 on Water Ice Surfaces. A Comprehensive Accurate Quantum Chemistry Study. *ACS Earth Space Chem.* **2019**, *3*, 2158–2170.
- (55) Enrique-Romero, J.; Ceccarelli, C.; Rimola, A.; Skouteris, D.; Balucani, N.; Ugliengo, P. Theoretical computations on the efficiency of acetaldehyde formation on interstellar icy grains. *Astron. Astrophys.* **2021**, *655*, A9.
- (56) Enrique-Romero, J.; Álvarez-Barcia, S.; Kolb, F. J.; Rimola, A.; Ceccarelli, C.; Balucani, N.; Meisner, J.; Ugliengo, P.; Lamberts, T.; Kästner, J. Revisiting the Reactivity between HCO and CH_3 on Interstellar Grain Surfaces. *Mon. Not. R. Astron. Soc.* **2020**, *493*, 2523–2527.
- (57) Lamberts, T.; Markmeyer, M. N.; Kolb, F. J.; Kästner, J. Formation of Acetaldehyde on CO-Rich Ices. *ACS Earth Space Chem.* **2019**, *3*, 958–963.
- (58) Rimola, A.; Skouteris, D.; Balucani, N.; Ceccarelli, C.; Enrique-Romero, J.; Taquet, V.; Ugliengo, P. Can Formamide Be Formed on Interstellar Ice? An Atomistic Perspective. *ACS Earth Space Chem.* **2018**, *2*, 720–734.
- (59) Tucker, K. D.; Kutner, M. L.; Thaddeus, P. The Ethynyl Radical C_2H -A New Interstellar Molecule. *Astrophys. J. Lett.* **1974**, *193*, L115.
- (60) Teysier, D.; Fossé, D.; Gerin, M.; Pety, J.; Abergel, A.; Roueff, E. Carbon budget and carbon chemistry in Photon Dominated Regions. *Astron. Astrophys.* **2004**, *417*, 135–149.
- (61) Bouvier, M.; López-Sepulcre, A.; Ceccarelli, C.; Kahane, C.; Imai, M.; Sakai, N.; Yamamoto, S.; Dagdigan, P. J. Hunting for hot corinos and WCCC sources in the OMC-2/3 filament. *A&A* **2020**, *636*, A19.
- (62) Lucas, R.; Liszt, H. S. Comparative chemistry of diffuse clouds. I. C_2H and C_3H_2 . *Astron. Astrophys.* **2000**, *358*, 1069–1076.
- (63) Gerin, M.; Kaźmierczak, M.; Jastrzebska, M.; Falgarone, E.; Hily-Blant, P.; Godard, B.; de Luca, M. The tight correlation of CCH, and $\text{c-C}_3\text{H}_2$ in diffuse and translucent clouds. *Astron. Astrophys.* **2011**, *525*, A116.
- (64) Sakai, N.; Sakai, T.; Hirota, T.; Yamamoto, S. Abundant Carbon-Chain Molecules toward the Low-Mass Protostar IRAS 04368 + 2557 in L1527. *Astrophys. J.* **2008**, *672*, 371–381.
- (65) Sakai, N.; Yamamoto, S. Warm Carbon-Chain Chemistry. *Chem. Rev.* **2013**, *113*, 8981–9015.
- (66) Oya, Y.; Sakai, N.; Sakai, T.; Watanabe, Y.; Hirota, T.; Lindberg, J. E.; Bisschop, S. E.; Jørgensen, J. K.; van Dishoeck, E. F.; Yamamoto, S. A Substellar-Mass Protostar and Its Outflow of IRAS 15398–3359 Revealed by Subarcsecond-Resolution Observations of H_2 CO and CCH. *ApJ*. **2014**, *795*, 152.
- (67) Zhang, Y.; Higuchi, A. E.; Sakai, N.; Oya, Y.; López-Sepulcre, A.; Imai, M.; Sakai, T.; Watanabe, Y.; Ceccarelli, C.; Lefloch, B.; Yamamoto, S. Rotation in the NGC 1333 IRAS 4C Outflow. *ApJ*. **2018**, *864*, 76.
- (68) Kastner, J. H.; Hily-Blant, P.; Rodriguez, D. R.; Punzi, K.; Forveille, T. Unbiased Millimeter-Wave Line Surveys of TW Hya and V4046 Sgr: The Enhanced C_2H and CN Abundances of Evolved Protoplanetary Disks. *ApJ*. **2014**, *793*, 55.
- (69) Kastner, J. H.; Qi, C.; Gorti, U.; Hily-Blant, P.; Oberg, K.; Forveille, T.; Andrews, S.; Wilner, D. A Ring of C_2H in the Molecular Disk Orbiting TW Hya. *ApJ*. **2015**, *806*, 75.
- (70) Miotello, A.; Facchini, S.; van Dishoeck, E. F.; Cazzoletti, P.; Testi, L.; Williams, J. P.; Ansdell, M.; van Terwisga, S.; van der Marel, N. Bright C_2H emission in protoplanetary discs in Lupus: high volatile C/O > 1 ratios. *A&A* **2019**, *631*, A69.
- (71) Guzmán, V. V.; et al. Molecules with ALMA at Planet-forming Scales (MAPS). VI. Distribution of the Small Organics HCN, C_2H , and H_2CO . *Astrophys. J., Suppl. Ser.* **2021**, *257*, 6.
- (72) Meier, D. S.; Turner, J. L. Spatially Resolved Chemistry in Nearby Galaxies. I. The Center of IC 342. *ApJ*. **2005**, *618*, 259–280.
- (73) Sakai, N.; et al. A Chemical View of Protostellar-Disk Formation in L1527. *ApJ*. **2014**, *791*, L38.
- (74) Friberg, P.; Madden, S. C.; Hjalmarson, A.; Irvine, W. M. Methanol in dark clouds. *Astron. Astrophys.* **1988**, *195*, 281–289.
- (75) Dickens, J. E.; Irvine, W. M.; Snell, R. L.; Bergin, E. A.; Schloerb, F. P.; Pratap, P.; Miralles, M. P. A Study of the Physics and Chemistry of L134N. *Astrophys. J.* **2000**, *542*, 870–889.
- (76) Padovani, M.; Walmsley, C. M.; Tafalla, M.; Galli, D.; Müller, H. S. P. C_2H in prestellar cores. *Astron. Astrophys.* **2009**, *505*, 1199–1211.
- (77) Higuchi, A. E.; Sakai, N.; Watanabe, Y.; López-Sepulcre, A.; Yoshida, K.; Oya, Y.; Imai, M.; Zhang, Y.; Ceccarelli, C.; Lefloch, B.; Codella, C.; Bachiller, R.; Hirota, T.; Sakai, T.; Yamamoto, S. Chemical Survey toward Young Stellar Objects in the Perseus Molecular Cloud Complex. *Astrophys. J., Suppl. Ser.* **2018**, *236*, 52.
- (78) Liu, X. C.; Wu, Y.; Zhang, C.; Liu, T.; Yuan, J.; Qin, S. L.; Ju, B. G.; Li, L. X. $\text{C}_2\text{H N} = 1 - 0$ and $\text{N}_2\text{H}^+ \text{J} = 1 - 0$ observations of Planck Galactic cold clumps. *Astron. Astrophys.* **2019**, *622*, A32.
- (79) Taniguchi, K.; Plunkett, A.; Herbst, E.; Dobashi, K.; Shimoikura, T.; Nakamura, F.; Saito, M. Investigation of chemical differentiation among the NGC 2264 cluster-forming clumps. *Mon. Not. R. Astron. Soc.* **2020**, *493*, 2395–2409.
- (80) Van Look, H.; Peeters, J. Rate Coefficients of the Reactions of C_2H with O_2 , C_2H_2 , and H_2O between 295 and 450 K. *J. Chem. Phys. A* **1995**, *99*, 16284–16289.
- (81) Ding, Y.-h.; Zhang, X.; Li, Z.-s.; Huang, X.-r.; Sun, C.-c. Is the $\text{C}_2\text{H}+\text{H}_2\text{O}$ Reaction Anomalous? *J. Chem. Phys. A* **2001**, *105*, 8206–8215.
- (82) Carl, S. A.; Minh Thi Nguyen, H.; Elsamra, R. M. I.; Tho Nguyen, M.; Peeters, J. Pulsed Laser Photolysis and Quantum Chemical-Statistical Rate Study of the Reaction of the Ethynyl Radical with Water Vapor. *J. Chem. Phys.* **2005**, *122*, 114307.
- (83) Moore, M. H.; Hudson, R. L. Infrared Study of Ion-Irradiated Water-Ice Mixtures with Hydrocarbons Relevant to Comets. *Icarus* **1998**, *135*, 518–527.
- (84) Hudson, R. L.; Moore, M. H. Solid-Phase Formation of Interstellar Vinyl Alcohol. *Astrophys. J.* **2003**, *586*, L107–L110.
- (85) Hudson, R. L.; Loeffler, M. J. Ketene Formation in Interstellar Ices: A Laboratory Study. *Astrophys. J.* **2013**, *773*, 109.

- (86) Wu, C. R.; Judge, D.; Cheng, B.-M.; Shih, W.-H.; Yih, T.-S.; Ip, W. Extreme ultraviolet photon-induced chemical reactions in the $C_2H_2-H_2O$ mixed ices at 10 K. *Icarus* **2002**, *156*, 456–473.
- (87) Chuang, K. J.; Fedoseev, G.; Scirè, C.; Baratta, G. A.; Jäger, C.; Henning, T.; Linnartz, H.; Palumbo, M. E. Formation of complex organic molecules in molecular clouds: acetaldehyde, vinyl alcohol, ketene, and ethanol via the “energetic” processing of C_2H_2 ice. *Astron. Astrophys.* **2021**, *650*, A85.
- (88) Haller, I.; Pimentel, G. C. Reaction of Oxygen Atoms with Acetylene to Form Ketene. *J. Am. Chem. Soc.* **1962**, *84*, 2855–2857.
- (89) Zaslavskiy, P. V.; Ryazantsev, S. V.; Tyurin, D. A.; Feldman, V. I. Radiation-induced chemistry in the $C_2H_2-H_2O$ system at cryogenic temperatures: a matrix isolation study. *Mon. Not. R. Astron. Soc.* **2019**, *491*, 5140–5150.
- (90) Bennett, C. J.; Osamura, Y.; Lebar, M. D.; Kaiser, R. I. Laboratory Studies on the Formation of Three C_2H_4O Isomers—Acetaldehyde (CH_3CHO), Ethylene Oxide ($c-C_2H_4O$), and Vinyl Alcohol (CH_2CHOH)—in Interstellar and Cometary Ices. *Astrophys. J.* **2005**, *634*, 698–711.
- (91) Vazart, F. Can Interstellar $CH_3OCH_3 + H^+$ Lead to Protonated Acetaldehyde CH_3CHOH^+ ? *19th International Conference on Computational Science and Its Applications, ICCSA 2019*, Saint Petersburg, Russia, July 1–4, 2019, Part VII. 2019; pp 138–139.
- (92) Frisch, M. J. et al. *Gaussian 16*, Rev C.01; Gaussian Inc.: Wallingford CT, 2016.
- (93) Hehre, W. J.; Ditchfield, R.; Pople, J. A. Self-Consistent Molecular Orbital Methods. XII. Further Extensions of Gaussian-Type Basis Sets for Use in Molecular Orbital Studies of Organic Molecules. *J. Chem. Phys.* **1972**, *56*, 2257–2261.
- (94) Hariharan, P. C.; Pople, J. A. The influence of polarization functions on molecular orbital hydrogenation energies. *Theor. Chim. Acta* **1973**, *28*, 213–222.
- (95) Krishnan, R.; Binkley, J. S.; Seeger, R.; Pople, J. A. Self-consistent molecular orbital methods. XX. A basis set for correlated wave functions. *J. Chem. Phys.* **1980**, *72*, 650–654.
- (96) Grimme, S. Semiempirical GGA-type density functional constructed with a long-range dispersion correction. *J. Comput. Chem.* **2006**, *27*, 1787–1799.
- (97) Grimme, S.; Antony, J.; Ehrlich, S.; Krieg, H. A consistent and accurate ab initio parametrization of density functional dispersion correction (DFT-D) for the 94 elements H-Pu. *J. Chem. Phys.* **2010**, *132*, 154104.
- (98) Grimme, S.; Ehrlich, S.; Goerigk, L. Effect of the damping function in dispersion corrected density functional theory. *J. Comput. Chem.* **2011**, *32*, 1456–1465.
- (99) Becke, A. D. A new mixing of Hartree-Fock and local density-functional theories. *J. Chem. Phys.* **1993**, *98*, 1372–1377.
- (100) Lee, C.; Yang, W.; Parr, R. G. Development of the Colle-Salvetti correlation-energy formula into a functional of the electron density. *Phys. Rev. B* **1988**, *37*, 785–789.
- (101) Zhao, Y.; Truhlar, D. The M06 suite of density functionals for main group thermochemistry, thermochemical kinetics, noncovalent interactions, excited states, and transition elements: Two new functionals and systematic testing of four M06 functionals and 12 other functionals. *Theor. Chem. Acc.* **2008**, *119*, 525.
- (102) Zhao, Y.; Truhlar, D. G. Hybrid Meta Density Functional Theory Methods for Thermochemistry, Thermochemical Kinetics, and Noncovalent Interactions: The MPW1B95 and MPWB1K Models and Comparative Assessments for Hydrogen Bonding and van der Waals Interactions. *J. Phys. Chem. A* **2004**, *108*, 6908–6918.
- (103) Zhao, Y.; Truhlar, D. G. Design of Density Functionals That Are Broadly Accurate for Thermochemistry, Thermochemical Kinetics, and Nonbonded Interactions. *J. Phys. Chem. A* **2005**, *109*, 5656–5667. PMID: 16833898
- (104) Chai, J.-D.; Head-Gordon, M. Systematic optimization of long-range corrected hybrid density functionals. *J. Chem. Phys.* **2008**, *128*, No. 084106.
- (105) Raghavachari, K.; Trucks, G. W.; Pople, J. A.; Head-Gordon, M. A fifth-order perturbation comparison of electron correlation theories. *Chem. Phys. Lett.* **1989**, *157*, 479–483.
- (106) McQuarrie, D. A. *Statistical mechanics*; Harper & Row New York, 1975.
- (107) Fermann, J. T.; Auerbach, S. Modeling proton mobility in acidic zeolite clusters: II. Room temperature tunneling effects from semiclassical rate theory. *J. Chem. Phys.* **2000**, *112*, 6787–6794.
- (108) Rimola, A.; Taquet, V.; Ugliengo, P.; Balucani, N.; Ceccarelli, C. Combined Quantum Chemical and Modeling Study of CO Hydrogenation on Water Ice. *Astron. Astrophys.* **2014**, *572*, A70.
- (109) Chalk, A. J.; Radom, L. Proton-Transport Catalysis: A Systematic Study of the Rearrangement of the Isoformyl Cation to the Formyl Cation. *J. Am. Chem. Soc.* **1997**, *119*, 7573–7578.
- (110) Molpeceres, G.; Kästner, J.; Fedoseev, G.; Qasim, D.; Schömig, R.; Linnartz, H.; Lamberts, T. Carbon Atom Reactivity with Amorphous Solid Water: H₂O-Catalyzed Formation of H₂CO. *J. Phys. Chem. Lett.* **2021**, *12*, 10854–10860. PMID: 34727500
- (111) Rimola, A.; Sodupe, M.; Ugliengo, P. Deep-space glycine formation via Strecker-type reactions activated by ice water dust mantles. A computational approach. *Phys. Chem. Chem. Phys.* **2010**, *12*, 5285–5294.
- (112) Peters, P. S.; Duflo, D.; Faure, A.; Kahane, C.; Ceccarelli, C.; Wiesenfeld, L.; Toubin, C. Theoretical Investigation of the Isomerization of trans-HCOH to H₂CO: An Example of a Water-Catalyzed Reaction. *J. Phys. Chem. A* **2011**, *115*, 8983–8989.
- (113) Pantaleone, S.; Enrique-Romero, J.; Ceccarelli, C.; Ugliengo, P.; Balucani, N.; Rimola, A. Chemical Desorption versus Energy Dissipation: Insights from Ab Initio Molecular Dynamics of HCO-Formation. *Astrophys. J.* **2020**, *897*, 56.
- (114) Pantaleone, S.; Enrique-Romero, J.; Ceccarelli, C.; Ferrero, S.; Balucani, N.; Rimola, A.; Ugliengo, P. H₂ Formation on Interstellar Grains and the Fate of Reaction Energy. *Astrophys. J.* **2021**, *917*, 49.
- (115) Hidaka, H.; Watanabe, M.; Kouchi, A.; Watanabe, N. Reaction Routes in the CO-H₂CO-dn-CH₃OH-dmSYSTEM Clarified from H(D) Exposure of Solid Formaldehyde at Low Temperatures. *Astrophys. J.* **2009**, *702*, 291–300.
- (116) Watanabe, N.; Kouchi, A. Efficient Formation of Formaldehyde and Methanol by the Addition of Hydrogen Atoms to CO in H₂O-CO Ice at 10 K. *Astrophys. J.* **2002**, *571*, L173–L176.
- (117) Osamura, Y.; Roberts, H.; Herbst, E. On the possible interconversion between pairs of deuterated isotopomers of methanol, its ion, and its protonated ion in star-forming regions. *Astron. Astrophys.* **2004**, *421*, 1101–1111.
- (118) Nagaoka, A.; Watanabe, N.; Kouchi, A. H-D Substitution in Interstellar Solid Methanol: A Key Route for D Enrichment. *Astrophys. J.* **2005**, *624*, L29–L32.
- (119) Fuchs, G. W.; Cuppen, H. M.; Ioppolo, S.; Romanzin, C.; Bisschop, S. E.; Andersson, S.; van Dishoeck, E. F.; Linnartz, H. Hydrogenation reactions in interstellar CO ice analogues - A combined experimental/theoretical approach. *Astron. Astrophys.* **2009**, *505*, 629–639.
- (120) Bennett, J. E.; Mile, B. Studies of radical-molecule reactions using a rotating cryostat. Reactions of hydrogen atoms with organic substrates at 77 K. *J. Chem. Soc., Faraday Trans. 1* **1973**, *69*, 1398–1414.
- (121) Hiraoka, K.; Takayama, T.; Euch, A.; Handa, H.; Sato, T. Study of the Reactions of H and D Atoms with Solid C₂H₂, C₂H₄, and C₂H₆ at Cryogenic Temperatures. *Astrophysical Journal* **2000**, *532*, 1029–1037.
- (122) Kobayashi, H.; Hidaka, H.; Lamberts, T.; Hama, T.; Kawakita, H.; Kästner, J.; Watanabe, N. Hydrogenation and Deuteration of C₂H₂ and C₂H₄ on Cold Grains: A Clue to the Formation Mechanism of C₂H₆ with Astronomical Interest. *Astrophysical Journal* **2017**, *837*, 155.
- (123) Chuang, K. J.; Fedoseev, G.; Qasim, D.; Ioppolo, S.; Jäger, C.; Henning, T.; Palumbo, M. E.; van Dishoeck, E. F.; Linnartz, H. Formation of complex molecules in translucent clouds: acetaldehyde,

vinyl alcohol, ketene, and ethanol via “nonenergetic” processing of C₂H₂ ice. *Astron. Astrophys.* **2020**, 635, A199.

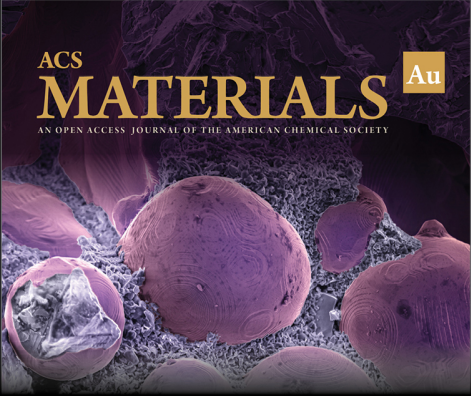
(124) Cernicharo, J.; Marcelino, N.; Roueff, E.; Gerin, M.; Jiménez-Escobar, A.; Muñoz Caro, G. M. Discovery of the Methoxy Radical, CH₃O, toward B1: Dust Grain and Gas-phase Chemistry in Cold Dark Clouds. *Astrophys. J.* **2012**, 759, L43.

(125) Vastel, C.; Ceccarelli, C.; Lefloch, B.; Bachiller, R. The Origin of Complex Organic Molecules in Prestellar Cores. *Astrophys. J.* **2014**, 795, L2.

(126) Jaber, A. A.; Ceccarelli, C.; Kahane, C.; Caux, E. The Census of Complex Organic Molecules in the Solar-type Protostar IRAS16293–2422. *Astrophys. J.* **2014**, 791, 29.

(127) Jiménez-Serra, I.; Vasyunin, A. I.; Caselli, P.; Marcelino, N.; Billot, N.; Viti, S.; Testi, L.; Vastel, C.; Lefloch, B.; Bachiller, R. The Spatial Distribution of Complex Organic Molecules in the L1544 Prestellar Core. *Astrophys. J.* **2016**, 830, L6.


(128) Scibelli, S.; Shirley, Y. Prevalence of Complex Organic Molecules in Starless and Prestellar Cores within the Taurus Molecular Cloud. *Astrophys. J.* **2020**, 891, 73.




ACS
MATERIALS Au
AN OPEN ACCESS JOURNAL OF THE AMERICAN CHEMICAL SOCIETY

Editor-in-Chief: **Prof. Shelley D. Minteer**, University of Utah, USA

Deputy Editor:
Prof. Stephanie L. Brock
Wayne State University, USA

Open for Submissions 

pubs.acs.org/materialsau  ACS Publications
Most Trusted. Most Cited. Most Read.